

Van Zandt County

Monthly Financial & Investment Report

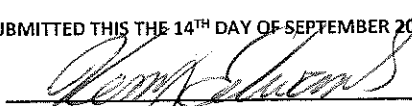
Month Ending August 31, 2018

TO BE RECORDED IN THE SEPTEMBER 19, 2018 MINUTES

OF THE COMMISSIONERS' COURT

BY VAN ZANDT COUNTY CLERK


SUBMITTED THIS THE 14TH DAY OF SEPTEMBER 2018



Kenny Edwards, Treasurer

The Van Zandt County Commissioners' Court, having reviewed the Treasurer's Report as presented, having taken reasonable steps to ensure its accuracy, and based upon presentations of the Treasurer's Office, does hereby approve the Report, subject to the independent auditor's review and does further order that it be filed with the official minutes of this meeting. {LGC 114.026(c)}

In addition, the below signatures affirm that the Treasurers' Report complies with statutes as referenced. {LGC 114.026(d)}S



Don Kirkpatrick, Van Zandt County Judge



Brandon Brown

Commissioner Precinct #1




Keith Pearson

Commissioner Precinct #3

N/A

Virgil Melton, Jr.

Commissioner Precinct #2



Tim West

Commissioner Precinct #4

DATE 09/14/2018 TIME 13:22

COMBINED STATEMENT OF CASH POSITION FOR AUGUST

FUND NAME	CHECKING ACCOUNT	CHECKING AMOUNT	TDOA ACCOUNT	TDOA AMOUNT	FUND TOTAL
2018 010 GENERAL FUND	FIN CLEAR AMERICAN CTY JURY	309,572.77 3,041.00	TDOA MBIA	2,287,890.62 1,290.47	2,601,794.86
2018 012 RESERVE FUNDS	FIN CLEAR		TDOA MBIA		
2018 015 SHERIFF FORFEITURE FUND	FIN CLEAR AMERICAN	4,859.66	TDOA MBIA	24,782.90	29,642.56
2018 016 DA FORFEITURE FUND	FIN CLEAR		TDOA MBIA		
	ESCRROW #1	3,098.71			
	ESCRROW #2	1,817.44			
	ESCRROW #3	1,168.99			
	ESCRROW #4	301.82			
	ESCRROW #5	801.99			
	ESCRROW #6				
	ESCRROW #7	2,468.14			
	ESCRROW #8				
	ESCRROW #9	1,017.82			
	ESCRROW #10	5,077.04			
	ESCRROW #11	2,814.36			
	ESCRROW #12	.66			
	ESCRROW #13				
	ESCRROW #14				
	ESCRROW #15				
	ESCRROW #16				
	ESCRROW #17	8,256.09			
	ESCRROW #18				
	ESCRROW #19	1,533.35			
	ESCRROW #20	3,505.88			
	ESCRROW #21				
	ESCRROW #22	2,302.16			
	ESCRROW #23				
	ESCRROW #24	12,370.28			
	ESCRROW #25	527.08			
	ESCRROW #26				
	ESCRROW #27	2,919.80			
	ESCRROW #28	2,707.72			
	ESCRROW #29	940.72			
	ESCRROW #30	535.38			
	ESCRROW #31	327.98			
	ESCRROW #32	2,109.60			
	ESCRROW #33	1,122.78			
	ESCRROW #34				
	ESCRROW #35	202.26			
	ESCRROW #36				
	ESCRROW #37	3,123.04			
	ESCRROW #38				
	ESCRROW #39	1,476.65			
	ESCRROW #40				
	ESCRROW #41	1,423.99			
	ESCRROW #42				
	ESCRROW #43				
	ESCRROW #44				
	ESCRROW #45				

COMBINED STATEMENT OF CASH POSITION FOR AUGUST

FUND NAME	CHECKING ACCOUNT	CHECKING AMOUNT	TDOA ACCOUNT	TDOA AMOUNT	FUND TOTAL
2018 017 BUILDING SECURITY FUND					
	FIN CLEAR	7,375.78	TDOA MBIA		7,375.78
2018 018 JUSTICE COURT BLDG SECURITY FIN CLEAR					
	FIN CLEAR	2,290.53	TDOA	9,098.67	11,389.20
2018 019 DA FOREFTURE FUND					
	ESCROW #13	987.14			
	ESCROW #14	1,161.19			
	ESCROW #15	6,479.96			
	ESCROW #16	2,945.82			
	ESCROW #45	1,679.49			
	FIN CLEAR	166,369.02	TDOA	358,535.53	13,254.60
2018 021 ROAD & BRIDGE - PCT. 1					
	FIN CLEAR	166,369.02	TDOA	358,535.53	

DATE 09/14/2018 TIME 13:22

COMBINED STATEMENT OF CASH POSITION FOR AUGUST

FUND NAME	CHECKING ACCOUNT	CHECKING AMOUNT	TDOA ACCOUNT	TDOA AMOUNT	FUND TOTAL
2018 022 ROAD & BRIDGE - PCT. 2	FIN CLEAR	172,850.27	TDOA MBIA	277,820.17	961,209.72
2018 023 ROAD & BRIDGE - PCT. 3	FIN CLEAR	149,686.29	TDOA MBIA	510,539.28	
2018 024 ROAD & BRIDGE - PCT. 4	FIN CLEAR	160,103.55	TDOA MBIA	666,120.02	815,806.96
2018 026 ROAD & BRIDGE - GEN	FIN CLEAR	1,990.67	TDOA MBIA	577,309.87	737,765.70
2018 031 COUNTY ROAD FUND - PCT. 1	FIN CLEAR		TDOA MBIA	352.28	
2018 032 COUNTY ROAD FUND - PCT. 2	FIN CLEAR	434.00-	TDOA MBIA	625.80	2,616.47
2018 033 COUNTY ROAD FUND - PCT. 3	FIN CLEAR		TDOA MBIA		
2018 034 COUNTY ROAD FUND - PCT. 4	FIN CLEAR		TDOA MBIA		
2018 035 VICTIM COORDINATOR GRANT	FIN CLEAR	50.66	TDOA MBIA		50.66
2018 036 DA FORFEITURE FUND II	FIN CLEAR	6,210.90-	TDOA MBIA	32,870.45	26,659.55
2018 037 CONSTABLE PCT #4 SEIZURE	FIN CLEAR	760.89	TDOA MBIA	5,687.00	6,447.89
2018 040 COUNTY LAW LIBRARY FUND	FIN CLEAR	6,592.10	TDOA MBIA	48,835.81	55,427.91
2018 042 COUNTY FREE LIBRARY	FIN CLEAR	42,220.52	TDOA MBIA		42,220.52
2018 043 COMMUNITY LIBRARY CONTRIBUTION	FIN CLEAR	441.10	TDOA MBIA		441.10
2018 047 DIGITIZE RECORDS	FIN CLEAR	1,558.80	TDOA MBIA	70,378.95	71,937.75
2018 048 SUPPLEMENTAL GUARDIANSHIP	FIN CLEAR	1,497.22	TDOA	28,456.12	29,953.34
2018 049 COUNTY CHILD ABUSE PREVENTION	FIN CLEAR	1,199.20	TDOA	6,066.42	7,265.62
2018 050 COURT RELATED PROGRAMS	FIN CLEAR	817.53	TDOA MBIA	15,286.10	16,103.63
2018 052 COUNTY & DISTRICT TECH FUND	FIN CLEAR	487.27	TDOA MBIA	3,558.64	4,045.91

DATE 09/14/2018 TIME 13:22

COMBINED STATEMENT OF CASH POSITION FOR AUGUST

FUND NAME	CHECKING ACCOUNT	CHECKING AMOUNT	TDOA ACCOUNT	TDOA AMOUNT	FUND TOTAL
2018 053 CAPITALCREDITSECONOMICDEVELOP	FIN CLEAR	50,556.59	TDOA	213,417.99	263,974.58
2018 054 DISTRICT CLERK TECHNOLOGY	FUPIN CLEAR	2,190.11	TDOA	13,503.86	15,693.97
2018 055 CHAPTER 19	FIN CLEAR	15.96	TDOA MBIA		15.96
2018 056 COUNTY RECORDS FUND	FIN CLEAR	4,167.06	TDOA MBIA	112,428.00	116,595.06
2018 057 COUNTY CLERK RECORDS FUND	FIN CLEAR	14,831.20	TDOA MBIA	112,257.17	127,088.37
2018 058 DISTRICT CLERK RECORDS FUND	FIN CLEAR	3,575.44	TDOA	5,737.73	9,313.17
2018 059 COUNTY CLERK ARCHIVE	FIN CLEAR	1,550.66	TDOA	205,232.55	206,783.21
2018 060 CAPITAL PROJECT W P ANNEX	FIN CLEAR		TDOA MBIA		
2018 064 CAPITAL PROJECT ROADS PCT NOFIN	CLEAR		TDOA MBIA		
2018 070 PERMANENT IMPROVEMENT FUND	FIN CLEAR		TDOA MBIA		
2018 075 RIGHT-OF-WAY FUND	FIN CLEAR		TDOA MBIA		
2018 084 TAX ANTICIPATION NOTES	FIN CLEAR		TDOA MBIA		
2018 085 DEBT SERVICE FUND	DEBT CL	38,924.40	TDOA MBIA	191,589.91 252,235.11	482,749.42
2018 087 VZC INDIGENT HEALTH PROGRAM	FIN CLEAR	90,166.73	TDOA MBIA	100,000.00	190,166.73
2018 088 SOIL CONSERVATION DIST FUND	FIN CLEAR	1,492.01	TDOA MBIA	12,916.75	14,408.76
2018 090 APPELLATE JUSTICE SYSTEM FUN	FIN CLEAR	865.35	TDOA MBIA		865.35
2018 095 PAYROLL CLEARING ACCOUNT.	PAYCLEAR	194,039.82	MBIA		194,039.82
2018 096 GEN FIXED ASSETS ACCOUNT GRP			MBIA		
2018 097 LONG TERM DEBT GROUP			MBIA		
2018 131 VAN ZANDT COUNTY JAIL	FIN CLEAR	175,708.14	TDOA MBIA	195,000.00	370,708.14
2018 132 VAN ZANDT COUNTY SHERIFF DEPT	FIN CLEAR	91,136.60	TDOA MBIA	60,000.00	151,136.60

DATE 09/14/2018 TIME 13:22

COMBINED STATEMENT OF CASH POSITION FOR AUGUST

GEL102 PAGE 5

FUND NAME	CHECKING ACCOUNT	CHECKING AMOUNT	TDOA ACCOUNT	TDOA AMOUNT	FUND TOTAL
2018 135 CAPITAL MURDER	FIN CLEAR		TDOA		
2018 136 HOMELAND SECURITY GRANT	FIN CLEAR		TDOA		
2018 139 HOMELAND SECURITY GRANT P25	FIN CLEAR	302.99-	MBIA		302.99-
2018 141 BULLET PROOF VEST GRANT	FIN CLEAR	5,430.50-	TDOA		5,430.50-
			MBIA		
2018 145 SOLID WASTE GRANT	FIN CLEAR	203.03			203.03
2018 261 CAPITAL PROJECT ROADS PCT NORFIN	CLEAR		TDOA		
2018 262 CAPITAL PROJECT ROADS PCT NOTFIN	CLEAR		TDOA		
2018 264 CAPITAL PROJECT PCT 4	FIN CLEAR		TDOA		
2018 400 FRUITVALE 2011 TXCDBG	710056WATER				
2018 401 BENWHELEERMSC	71348911131115				
2018 402 LITTLEHOPEMEORWSC	7130260813				
2018 540 PRETRIAL SUPERVISION	FIN CLEAR	16,932.13	TDOA	127,538.11	144,470.24
2018 541 COMMUNITY SUP & CORRECTIONS	FIN CLEAR	25,950.18	TDOA	368,453.11	394,403.29
			MBIA		
2018 542 ADULT PROBATION CIVIL	FIN CLEAR	23,125.27	TDOA	328,730.74	351,856.01
			MBIA		
2018 543 HIGH RISK SUBSTANCE ABUSE	-CFIN CLEAR	2,571.64-	TDOA		2,571.64-
			MBIA		
2018 544 HIGH RISK SEX OFFENDER	-CCP FIN CLEAR	2,691.47	TDOA		2,691.47
2018 545 GRANT C COMMIT REDUCTION PROFIN	CLEAR	2,532.55			2,532.55
2018 546 JUVENILE PROBATION FUND	FIN CLEAR	138,235.97-	TDOA		138,235.97-
			MBIA		
2018 547 VZCJPD STATE AID GRANT	FIN CLEAR	22,815.22	TDOA		22,815.22
			MBIA		
2018 548 VZCJPD PROGRESSIVE SANCTIONSFIN	CLEAR		TDOA		
			MBIA		
2018 549 VZCJPD - GRANT N	FIN CLEAR	25,439.21	TDOA		25,439.21
			MBIA		
2018 550 D A SUPPLEMENTAL FUND	FIN CLEAR	1,827.43	TDOA	2,633.89	4,461.32
			MBIA		
2018 551 VOICES - JUV CJD GRANT	FIN CLEAR	5,148.76-	TDOA		5,148.76-

DATE 09/14/2018 TIME 13:22

COMBINED STATEMENT OF CASH POSITION FOR AUGUST

FUND NAME	CHECKING ACCOUNT	CHECKING AMOUNT	TDOA ACCOUNT	TDOA AMOUNT	FUND TOTAL
2018 552 ETCOG RESIDENTIAL	FIN CLEAR	1,904.08-	TDOA MBIA		1,904.08-
2018 553 V - JUV PROB POST FUND	FIN CLEAR		TDOA MBIA		
2018 554 GRANT I SECURE FELONY REIMB	FIN CLEAR	665.00-	TDOA		665.00-
2018 555 JUVENILE PROBATION INTEREST	FIN CLEAR	42.65	TDOA MBIA	23,687.29	23,729.94
2018 556 GRANT H-DIVERSION RESIDENTIAL	FIN CLEAR				
2018 557 GRANT I	FIN CLEAR				
2018 558 GRANT S	FIN CLEAR	2,119.37			2,119.37
2018 559 MENTAL IMPAIRMENT CASELOAD	FIN CLEAR	9,402.78-	TDOA MBIA		9,402.78-
2018 560 SALARY ADJUSTMENT FOR JUV PRFTN	CLEAR		TDOA MBIA		
2018 562 TITLE IV-E FEDERAL FOSTER CAPTN	CLEAR		TDOA MBIA		
2018 565 INDIGENT DEFENSE GRANT	FIN CLEAR	39,103.94	TDOA	310.37	39,414.31
2018 567 VAN ZANDT COUNTY FIRE MARSHAL	CLEAR	41,199.08	TDOA	125,911.92	167,111.00
2018 568 TECHNOLOGY RESOURCES	FIN CLEAR	1.50	TDOA		1.50
2018 569 HAVA ELECTION GRANT	FIN CLEAR	12,953.03			12,953.03
2018 570 GOLDEN WATER SUPPLY CORP					
2018 580 D.A. CHECK COLLECTION FUND	FIN CLEAR	4,604.80	TDOA MBIA	10,321.55	14,926.35
2018 591 CONSTABLE #1 TLBOSE FUND	FIN CLEAR	1,168.24	TDOA MBIA		1,168.24
2018 592 CONSTABLE #2 TLBOSE FUND	FIN CLEAR	1,184.54	MBIA		1,184.54
2018 593 CONSTABLE #3 TLBOSE FUND	FIN CLEAR	678.30	MBIA		678.30
2018 594 CONSTABLE #4 TLBOSE FUND	FIN CLEAR	4,266.32	TDOA MBIA		4,266.32
2018 595 SHERIFF TLBOSE FUND	FIN CLEAR	5,746.95	MBIA		5,746.95
2018 596 DA TLBOSE FUND	FIN CLEAR	941.88	MBIA		941.88
2018 597 VZC COMMISSARY PERSONNEL FUND	FIN CLEAR		MBIA		
2018 600 JUSTICE COURT TECHNOLOGY FUND	FIN CLEAR	3,497.34	TDOA MBIA	46,467.70	49,965.04

DATE 09/14/2018 TIME 13:22

COMBINED STATEMENT OF CASH POSITION FOR AUGUST

FUND NAME	CHECKING ACCOUNT	CHECKING AMOUNT	TDOA ACCOUNT	TDOA AMOUNT	FUND TOTAL
2018 602 CHIID ADVOCACY	FIN CLEAR		TDOA	16,082.93	16,082.93
2018 800 CONTRIBUTION RELIEF FUND	FIN CLEAR		TDOA		
2018 802 VETERAN'S MEMORIAL WALL FUNDFIN CLEAR	FIN CLEAR		TDOA	10,101.65	10,642.85
2018 803 HISTORICAL COMMISSION	FIN CLEAR	31,449.37-	TDOA		31,449.37-
2018 804 VAN TORNADO-ASSISTANCE	FIN CLEAR	470.66	TDOA		470.66
2018 805 FEMA - DEC 2015 STORM	FIN CLEAR				
2018 806 FEMA APRIL 2016 STORM	FIN CLEAR	3,000.00	TDOA		3,000.00
2018 809 PREFTRIAL INTERVENTION PROGRAMFIN CLEAR					
TOTAL		1,843,230.45		7,460,067.56	9,303,298.01

CHECK ACCOUNT

CHECK

ACCOUNT BALANCE - FIN CLEAR	1,508,259.98
ACCOUNT BALANCE - CTY JURY	3,041.00
ACCOUNT BALANCE - ESCROW #1	3,098.71
ACCOUNT BALANCE - ESCROW #2	1,817.44
ACCOUNT BALANCE - ESCROW #3	1,168.99
ACCOUNT BALANCE - ESCROW #4	301.82
ACCOUNT BALANCE - ESCROW #5	801.99
ACCOUNT BALANCE - ESCROW #7	2,468.14
ACCOUNT BALANCE - ESCROW #9	1,017.82
ACCOUNT BALANCE - ESCROW #10	5,077.04
ACCOUNT BALANCE - ESCROW #11	2,814.36
ACCOUNT BALANCE - ESCROW #12	987.14
ACCOUNT BALANCE - ESCROW #13	1,161.19
ACCOUNT BALANCE - ESCROW #14	6,479.96
ACCOUNT BALANCE - ESCROW #15	2,946.82
ACCOUNT BALANCE - ESCROW #16	8,256.09
ACCOUNT BALANCE - ESCROW #17	1,553.35
ACCOUNT BALANCE - ESCROW #19	3,505.88
ACCOUNT BALANCE - ESCROW #20	2,302.16
ACCOUNT BALANCE - ESCROW #22	12,370.28
ACCOUNT BALANCE - ESCROW #24	527.08
ACCOUNT BALANCE - ESCROW #25	2,919.80
ACCOUNT BALANCE - ESCROW #27	2,707.72
ACCOUNT BALANCE - ESCROW #28	940.72
ACCOUNT BALANCE - ESCROW #29	536.38
ACCOUNT BALANCE - ESCROW #30	327.98
ACCOUNT BALANCE - ESCROW #31	2,100.60
ACCOUNT BALANCE - ESCROW #32	1,122.78
ACCOUNT BALANCE - ESCROW #33	1,202.26
ACCOUNT BALANCE - ESCROW #35	3,123.04
ACCOUNT BALANCE - ESCROW #36	1,476.65
ACCOUNT BALANCE - ESCROW #39	1,423.99
ACCOUNT BALANCE - ESCROW #40	1,679.49
ACCOUNT BALANCE - ESCROW #45	368.95
ACCOUNT BALANCE - ESCROW #55	2,628.54
ACCOUNT BALANCE - ESCROW #58	184.11
ACCOUNT BALANCE - ESCROW #60	5,022.74
ACCOUNT BALANCE - ESCROW #69	1,158.77
ACCOUNT BALANCE - ESCROW #70	4,284.24
ACCOUNT BALANCE - ESCROW #72	2,316.99
ACCOUNT BALANCE - ESCROW #77	4,029.12
ACCOUNT BALANCE - ESCROW #79	354.21
ACCOUNT BALANCE - ESCROW #82	639.04
ACCOUNT BALANCE - ESCROW #84	780.21
ACCOUNT BALANCE - DEBT CL	38,924.40
ACCOUNT BALANCE - PAYCLEAR	194,039.82

TOTAL

1,843,230.45

TDOA ACCOUNT

TDOA

ACCOUNT BALANCE - TDOA	6,695,646.29
ACCOUNT BALANCE - MBIA	764,421.27

TOTAL

7,460,067.56

COMBINED STATEMENT OF REVENUES AND EXPENSES FOR AUGUST

THRU AUGUST

FUND NAME	**** MONTH TO DATE **** REVENUES	**** MONTH TO DATE **** EXPENSES	**** YEAR TO DATE **** REVENUES	**** YEAR TO DATE **** EXPENSES
2018 GENERAL FUND	340,653.82	951,264.37	12,330,197.85	10,192,003.21
2018 RESERVE FUNDS	.00	.00	.00	.00
2018 SHERIFF FORFEITURE FUND	1,350.64	1,000.00	20,729.75	2,951.52
2018 DA FORFEITURE FUND	.00	.00	.00	.00
2018 BUILDING SECURITY FUND	5,091.51	3,395.94	48,891.62	46,098.01
2018 JUSTICE COURT BLDG SECURITY	384.73	90.50	3,056.39	1,387.50
2018 DA FORFEITURE FUND	.00	.00	.00	.00
2018 ROAD & BRIDGE - PCT. 1	20,040.08	157,060.90	1,541,803.52	1,289,955.61
2018 ROAD & BRIDGE - PCT. 2	25,743.86	336,702.74	2,166,837.68	1,891,476.04
2018 ROAD & BRIDGE - PCT. 3	22,221.77	129,992.60	1,758,793.01	1,259,829.98
2018 ROAD & BRIDGE - PCT. 4	19,941.20	179,391.59	1,665,322.06	817,114.49
2018 ROAD & BRIDGE - GEN	3.43	3,005.20	40,125.80	34,498.74
2018 COUNTY ROAD FUND - PCT. 1	.00	.00	.00	.00
2018 COUNTY ROAD FUND - PCT. 2	.00	.00	.00	.00
2018 COUNTY ROAD FUND - PCT. 3	.00	.00	.00	.00
2018 COUNTY ROAD FUND - PCT. 4	.00	.00	.00	.00
2018 VICTIM COORDINATOR GRANT	1,260.34	866.95	44,555.96	45,454.05
2018 DA FORFEITURE FUND II	2,776.32	10,396.19	13,734.72	51,258.95
2018 CONSTABLE PCT #4 SEIZURE	9.37	.00	75.72	.00
2018 COUNTY LAW LIBRARY FUND	3,263.51	2,478.44	29,474.13	24,043.81
2018 COUNTY FREE LIBRARY	16,530.41	15,005.52	122,537.64	119,409.78
2018 COMMUNITY LIBRARY CONTRIBUTION	.00	.00	34.00	.00
2018 DIGITIZE RECORDS	1,094.35	.00	8,912.43	.00
2018 SUPPLEMENTAL GUARDIANSHIP	586.91	527.06	4,093.94	1,556.06
2018 COUNTY CHLD ABUSE PREVENTION	163.11	.00	1,585.14	.00
2018 COURT RELATED PROGRAMS	25.20	.00	188.19	.00

FUND NAME	**** MONTH TO DATE **** REVENUES	**** MONTH TO DATE **** EXPENSES	**** YEAR TO DATE **** REVENUES	**** YEAR TO DATE **** EXPENSES
2018 COUNTY & DISTRICT TECH FUND	172.95	.00	1,451.20	4,461.03
2018 CAPITALCREDITSECONOMICDEVELOP	50,291.07	.00	52,799.87	26,000.00
2018 DISTRICT CLERK TECHNOLOGY FUND	537.26	.00	6,506.31	10,000.00
2018 CHAPTER 19	.00	.00	623.37	623.37
2018 COUNTY RECORDS FUND	1,946.44	350.00	16,369.69	2,070.00
2018 COUNTY CLERK RECORDS FUND	14,487.60	.00	107,986.55	92,237.95
2018 DISTRICT CLERK RECORDS FUND	334.05	686.85	4,141.92	30,136.86
2018 COUNTY CLERK ARCHIVE	11,134.82	288,001.31	102,957.30	288,101.31
2018 CAPITAL PROJECT W P ANNEX	.00	.00	.00	.00
2018 CAPITAL PROJECT ROADS PCT NO 4	.00	.00	.00	.00
2018 PERMANENT IMPROVEMENT FUND	.00	.00	.00	.00
2018 RIGHT-OF-WAY FUND	.00	.00	.00	118.09
2018 TAX ANTICIPATION NOTES	.00	.00	.00	24.23
2018 DEBT SERVICE FUND	8,926.08	.00	769,822.95	1,159,194.10
2018 VZC INDIGENT HEALTH PROGRAM	17,500.00	7,873.53	202,218.08	112,029.30
2018 SOIL CONSERVATION DIST FUND	271.28	.00	2,934.06	6,000.00
2018 APPELLATE JUSTICE SYSTEM FUND	445.00	.00	3,880.00	4,620.00
2018 PAYROLL CLEARING ACCOUNT.	324.24	.00	324.24	.00
2018 GEN FIXED ASSETS ACCOUNT GRP	.00	.00	.00	.00
2018 LONG TERM DEBT GROUP	.00	.00	.00	.00
2018 VAN ZANDT COUNTY JAIL	192,809.75	199,261.05	2,120,069.17	1,844,993.08
2018 VAN ZANDT COUNTY SHERIFF DEPT	218,583.54	187,047.02	2,979,925.90	2,786,706.40
2018 CAPITAL MURDER	.00	.00	.00	.00
2018 HOMELAND SECURITY GRANT	.00	.00	.00	.00
2018 HOMELAND SECURITY GRANT P25 CO	.00	.00	.00	.00
2018 BULLET PROOF VEST GRANT	.00	.00	.00	.00

FUND NAME	***** MONTH TO DATE ***** REVENUES	***** YEAR TO DATE ***** REVENUES	***** MONTH TO DATE ***** EXPENSES	***** YEAR TO DATE ***** EXPENSES
2018 SOLID WASTE GRANT	.00	.00	.00	.00
2018 CAPITAL PROJECT ROADS PCT NO 1	.00	.00	.00	7.84
2018 CAPITAL PROJECT ROADS PCT NO 2	.00	1.34-	.00	.00
2018 CAPITAL PROJECT PCT 4	.00	.00	.00	.00
2018 FRUITVALE 2011 TXCDEG 710056	.00	.00	.00	.00
2018 BENWHEELERMSC 71348911131115	.00	.00	.00	.00
2018 LITTLEHOPEMOOREMSC713026081315	70,668.32	89,858.32	70,668.32	89,858.32
2018 PRETRIAL SUPERVISION	4,888.28	38,368.63	4,744.18	46,060.36
2018 COMMUNITY SUP & CORRECTIONS	48,944.89	568,333.52	52,352.62	491,551.31
2018 ADULT PROBATION CIVIL	2,142.01	22,855.71	1,578.22	14,289.50
2018 HIGH RISK SUBSTANCE ABUSE -CCP	.00	30,937.42	5,141.13	35,697.95
2018 HIGH RISK SEX OFFENDER -CCP	.00	53,329.00	6,403.90	54,092.78
2018 GRANT C COMMIT REDUCTION PROG	.00	58,008.00	6,348.91	57,962.61
2018 JUVENILE PROBATION FUND	102,738.49	544,170.32	39,428.53	454,213.30
2018 VZCJPD STAFF AID GRANT	27,146.02	423,134.64	70,942.86	432,371.26
2018 VZCJPD PROGRESSIVE SANCTIONS	.00	.00	.00	.00
2018 VZCJPD - GRANT N	.00	95,832.00	8,516.25	79,377.62
2018 D A SUPPLEMENTAL FUND	4.33	15,050.85	1,913.54	22,690.61
2018 VOICES - JUV CJD GRANT	.00	34,989.02	4,580.16	43,275.96
2018 ETCOG RESIDENTIAL	1,122.00	3,874.19	1,650.00	4,229.70
2018 V - JUV PROB POST FUND	.00	.00	.00	.00
2018 GRANT I SECURE FELONY REIMB	.00	.00	.00	.00
2018 JUVENILE PROBATION INTEREST	42.97	352.87	.00	.00
2018 GRANT H-DIVERSION RESIDENTIAL	.00	.00	.00	.00
2018 GRANT I	.00	.00	.00	.00
2018 GRANT S	5,792.00-	45,483.00	5,212.50	45,507.63

DATE 09/14/2018 13:23

COMBINED STATEMENT OF REVENUES AND EXPENSES FOR AUGUST

THRU AUGUST

FUND NAME	***** MONTH TO DATE ***** REVENUES	***** MONTH TO DATE ***** EXPENSES	***** YEAR TO DATE ***** REVENUES	***** YEAR TO DATE ***** EXPENSES
2018 MENTAL IMPAIRMENT CASELOAD	.00	8,109.49	56,419.49	69,108.44
2018 SALARY ADJUSTMENT FOR JUV PROB	.00	.00	.00	.00
2018 TITLE IV-E FEDERAL FOSTER CARE	.00	.00	.00	.00
2018 INDIGENT DEFENSE GRANT	12,428.00	2,994.10	37,287.53	34,539.74
2018 VAN ZANDT COUNTY FIRE MARSHAL	19,072.62	9,345.34	172,891.92	107,732.00
2018 TECHNOLOGY RESOURCES	.00	.00	.00	.00
2018 HAVA ELECTION GRANT	250.00	.00	3,300.00	.00
2018 GOLDEN WATER SUPPLY CORP	.00	.00	.00	.00
2018 D.A. CHECK COLLECTION FUND	169.39	349.12	1,578.46	4,046.56
2018 CONSTABLE #1 TLEOSE FUND	.00	.00	677.42	720.64
2018 CONSTABLE #2 TLEOSE FUND	.00	.00	677.60	.00
2018 CONSTABLE #3 TLEOSE FUND	.00	.00	678.30	.00
2018 CONSTABLE #4 TLEOSE FUND	.00	.00	678.48	45.00
2018 SHERIFF TLEOSE FUND	.00	654.68	5,106.69	9,350.71
2018 DA TLEOSE FUND	.00	.00	.00	.00
2018 VZC COMMISSARY PERSONNEL FUND	.00	.00	.00	2.41-
2018 JUSTICE COURT TECHNOLOGY FUND	1,583.83	.00	12,496.34	.00
2018 CHILD ADVOCACY	.00	.00	.00	9.08
2018 CONTRIBUTION RELIEF FUND	.00	.00	.00	.00
2018 VETERAN'S MEMORIAL WALL FUND	.00	.00	.00	.55
2018 HISTORICAL COMMISSION	16.64	132.00	1,961.35	563.78
2018 VAN TORNADO-ASSISTANCE	.00	.00	291,281.25	278,742.35
2018 FEMA - DEC 2015 STORM	.00	.00	.00	.00
2018 FEMA APRIL 2016 STORM	.00	.00	293,738.75	293,738.75
2018 NO FUND RECORD	.00	.00	.00	.00
2018 PRETRIAL INTERVENTION PROGRAM	3,000.00	.00	3,000.00	.00

DATE 09/14/2018 13:23

COMBINED STATEMENT OF REVENUES AND EXPENSES FOR AUGUST

THRU AUGUST

FUND NAME

TOTAL

***** MONTH TO DATE *****
REVENUES

***** YEAR TO DATE *****
REVENUES

EXPENSES

EXPENSES

1,267,330.43

2,775,463.61

29,079,309.89

24,814,135.41

ACCOUNT NAME

2018 010 GENERAL FUND

	BEGINNING CASH BALANCE	CASH RECEIPTS	CASH DISBURSEMENTS	ENDING CASH BALANCE
CASH	1.00			1.00
COINS	559,533.95			309,572.77
RETURNED CHECK FEES	.00			.00
AMERICAN NATIONAL CASH	.00			.00
VZC JURY CASH CLEARING	3,001.00			3,041.00
VZC CHECKING DEBT SERVICE	.00			.00
PETTY CASH COLLECTION-PCT. 1	100.00			100.00
PETTY CASH-CITY CLERK	500.00			500.00
PETTY CASH-DIST CLERK	400.00			400.00
COUNTY COURT JURY CASH	.00			.00
DISTRICT COURT JURY CASH	.00			.00
PETTY CASH-JP #1	200.00			200.00
PETTY CASH-JP #2	200.00			200.00
PETTY CASH - JP#4	200.00			200.00
PETTY CASH-SHERIFF	3,000.00			3,000.00
PETTY CASH-TAX COLLECTOR	.00			.00
PETTY CASH - TAX COLL (BOAT)	2.70			2.70
PETTY CASH-TAX (BOAT CK ACCT)	2,408,386.27			2,287,890.62
TIME DEPOSIT ON ACCOUNT	1,288.02			1,290.47
MBIA MUNICIPAL INVESTORS SERV	2,976,812.94			2,606,398.56
FUND TOTALS				

2018 012 RESERVE FUNDS

CASH	.00			.00
TIME DEPOSIT ON ACCOUNT	.00			.00
MBIA MUNICIPAL INVESTORS SERV	.00			.00
FUND TOTALS	.00			.00

2018 015 SHERIFF FORFEITURE FUND

CASH	4,549.88			4,859.66
AMERICAN NATIONAL CASH	.00			.00
CASH-OTHER	.00			.00
TIME DEPOSIT ON ACCOUNT	24,742.04			24,782.90
MBIA MUNICIPAL INVESTORS SERV	.00			.00
FUND TOTALS	29,291.92			29,642.56

2018 016 DA FORFEITURE FUND

CASH	.00			.00
ESCROW/BART ROGERS	3,098.42			3,098.71
ESCROW/HURST-LANE	1,817.18			1,817.44
ESCROW/CALE	1,168.82			1,168.99
ESCROW/HALL	301.78			301.82
ESCROW/RANDALL MOORE	801.92			801.99
ESCROW/DALTON KING	2,467.91			2,468.14
ESCROW/STANLEY GRAVEN	1,017.68			1,017.82
ESCROW/JUAN RICARDO	5,076.57			5,077.04
ESCROW/CUIPEPPER	2,814.10			2,814.36
ESCROW/ASHBIRALEXANDER	.00			.00
ESCROW/	.00			.00
ESCROW/	.00			.00
ESCROW/	.00			.00
ESCROW/RODERICK LANDON	8,255.32			8,256.09

DATE 09/14/2018 13:23

COMBINED STATEMENT OF CASH RECEIPTS AND DISBURSEMENTS FROM AUGUST

TO AUGUST

GELL103 PAGE

ACCOUNT NAME	REGIMENT	CASH RECEIPTS	CASH DISBURSEMENTS	ENDING CASH BALANCE
D. A. ESCROW/ROY A. PETERSON	1,533.14	.00	.00	1,533.35
D. A. ESCROW/COREY L. PARISH	3,505.55	.33	.00	3,505.88
D. A. ESCROW/JERRY WHITE, JR.	2,301.84	.32	.00	2,302.16
D. A. ESCROW/STROMILE/VEAL/WHI	12,369.13	1.15	.00	12,370.28
D. A. ESCROW/JAMES F CLINTON	2,893.22	.07	.00	527.08
D. A. ESCROW/HEREDIA&GARCIA	2,919.53	.11	.00	2,919.80
D. A. ESCROW/DEWAYNE FRANKLIN	2,707.47	.25	.00	2,707.72
D. A. ESCROW/BRITTANY L BAILEY	2,940.63	.09	.00	940.72
D. A. ESCROW/A. RIOS	536.30	.06	.00	536.38
D. A. ESCROW/G. CAMARILLO	327.93	.05	.00	327.98
D. A. ESCROW/BRITTANY L BAILEY	2,100.40	.20	.00	2,100.60
D. A. ESCROW/KELLI LOCKE	1,122.68	.10	.00	1,122.78
D. A. ESCROW/DESARAE DAVIS	202.23	.03	.00	202.26
D. A. ESCROW/ROLAND & PLATT	3,122.60	.44	.00	3,123.04
D. A. ESCROW/RODNEY ROSS	1,476.45	.20	.00	1,476.65
D. A. ESCROW/POTTROFF	1,423.79	.20	.00	1,423.99
D. A. ESCROW/DOUG MILLER	368.90	.05	.00	368.95
D. A. ESCROW/BRIAN BOWERS	2,628.17	.00	.00	2,628.54
D. A. ESCROW/SANDRA HOLDER	184.08	.03	.00	184.11
D. A. ESCROW/JOHN H TUCKER	5,022.04	.70	.00	5,022.74
D. A. ESCROW/BOWERS	1,158.60	.17	.00	1,158.77
D. A. ESCROW/BILLINGTON	4,283.64	.60	.00	4,284.24
D. A. ESCROW/	.00	.00	.00	.00

ACCOUNT NAME	BEGINNING CASH BALANCE	CASH RECEIPTS	CASH DISBURSEMENTS	ENDING CASH BALANCE
2018 021 ROAD & BRIDGE - PCT. 1	122,867.04	219,256.68	175,754.70	166,369.02
CASH DEPOSIT ON ACCOUNT	527,121.14	783.35	200,000.00	358,535.53
MBIA MUNICIPAL INVESTORS SERV	3.47	.01	.00	3.48
FUND TOTALS	680,622.65	220,040.05	375,754.70	524,908.03
2018 022 ROAD & BRIDGE - PCT. 2	125,221.00	274,124.29	226,495.02	172,850.27
CASH DEPOSIT ON ACCOUNT	527,121.80	698.37	250,000.00	277,820.17
MBIA MUNICIPAL INVESTORS SERV	509,567.61	971.67	.00	510,539.28
FUND TOTALS	1,161,910.41	275,794.33	476,495.02	961,209.72
2018 023 ROAD & BRIDGE - PCT. 3	158,466.51	121,027.30	129,807.52	149,686.29
CASH DEPOSIT ON ACCOUNT	764,925.55	1,194.47	100,000.00	666,120.02
MBIA MUNICIPAL INVESTORS SERV	923,392.71	122,221.77	229,807.52	815,806.96
FUND TOTALS	1,466,270.24	69,071.82	55,238.51	1,601,103.55
2018 024 ROAD & BRIDGE - PCT. 4	626,309.93	999.94	50,000.00	577,309.87
CASH DEPOSIT ON ACCOUNT	351.61	.67	.00	352.28
MBIA MUNICIPAL INVESTORS SERV	772,931.78	70,072.43	105,238.51	737,765.70
FUND TOTALS	1,466,270.24	69,071.82	55,238.51	1,601,103.55
2018 026 ROAD & BRIDGE - GEN	5,622.37	3.43	5,000.00	625.80
CASH DEPOSIT ON ACCOUNT	5,834.75	0.00	0.00	2,616.47
MBIA MUNICIPAL INVESTORS SERV	5,834.75	5,003.43	8,221.71	2,616.47
FUND TOTALS	5,834.75	5,003.43	8,221.71	2,616.47
2018 031 COUNTY ROAD FUND - PCT. 1	.00	.00	.00	.00
CASH DEPOSIT ON ACCOUNT	.00	.00	.00	.00
MBIA MUNICIPAL INVESTORS SERV	.00	.00	.00	.00
FUND TOTALS	.00	.00	.00	.00
2018 032 COUNTY ROAD FUND - PCT. 2	434.00	.00	.00	434.00
CASH DEPOSIT ON ACCOUNT	.00	.00	.00	.00
MBIA MUNICIPAL INVESTORS SERV	434.00	.00	.00	434.00
FUND TOTALS	434.00	.00	.00	434.00
2018 033 COUNTY ROAD FUND - PCT. 3	.00	.00	.00	.00
CASH DEPOSIT ON ACCOUNT	.00	.00	.00	.00
MBIA MUNICIPAL INVESTORS SERV	.00	.00	.00	.00
FUND TOTALS	.00	.00	.00	.00
2018 034 COUNTY ROAD FUND - PCT. 4	.00	.00	.00	.00
CASH DEPOSIT ON ACCOUNT	.00	.00	.00	.00
MBIA MUNICIPAL INVESTORS SERV	.00	.00	.00	.00
FUND TOTALS	.00	.00	.00	.00

COMBINED STATEMENT OF CASH RECEIPTS AND DISBURSEMENTS FROM AUGUST

TO AUGUST

ACCOUNT NAME	BEGINNING CASH BALANCE	CASH RECEIPTS	CASH DISBURSEMENTS	ENDING CASH BALANCE
2018 035 VICTIM COORDINATOR GRANT	453.61-	1,260.34	756.07-	50.66
CASH	.00	.00	.00	.00
TIME DEPOSIT ON ACCOUNT	.00	.00	.00	.00
MBIA MUNICIPAL INVESTORS SERV	.00	.00	.00	.00
FUND TOTALS	453.61-	1,260.34	756.07-	50.66
2018 036 DA FORFEITURE FUND II	2,125.25	2,722.13	11,058.28-	6,210.90-
CASH	32,816.26	54.19	.00	32,870.45
TIME DEPOSIT ON ACCOUNT	.00	.00	.00	.00
MBIA MUNICIPAL INVESTORS SERV	.00	.00	.00	.00
FUND TOTALS	34,941.51	2,776.32	11,058.28-	26,659.55
2018 037 CONSTABLE PCT #4 SEIZURE	760.89	.00	.00	760.89
CASH	5,677.63	9.37	.00	5,687.00
TIME DEPOSIT ON ACCOUNT	.00	.00	.00	.00
MBIA MUNICIPAL INVESTORS SERV	.00	.00	.00	.00
FUND TOTALS	6,438.52	9.37	.00	6,447.89
2018 040 COUNTY LAW LIBRARY FUND	8,011.67	3,183.00	4,602.57-	6,592.10
CASH	48,755.30	80.51	.00	48,835.81
TIME DEPOSIT ON ACCOUNT	.00	.00	.00	.00
MBIA MUNICIPAL INVESTORS SERV	.00	.00	.00	.00
FUND TOTALS	56,766.97	3,263.51	4,602.57-	55,427.91
2018 042 COUNTY FREE LIBRARY	41,745.88	16,530.41	16,055.77-	42,220.52
CASH	.00	.00	.00	.00
TIME DEPOSIT ON ACCOUNT	.00	.00	.00	.00
MBIA MUNICIPAL INVESTORS SERV	.00	.00	.00	.00
FUND TOTALS	41,745.88	16,530.41	16,055.77-	42,220.52
2018 043 COMMUNITY LIBRARY CONTRIBUTION	441.10	.00	.00	441.10
CASH	.00	.00	.00	.00
TIME DEPOSIT ON ACCOUNT	.00	.00	.00	.00
MBIA MUNICIPAL INVESTORS SERV	.00	.00	.00	.00
FUND TOTALS	441.10	.00	.00	441.10
2018 047 DIGITIZE RECORDS	4,078.80	980.00	3,500.00-	1,558.80
CASH	66,764.60	3,614.35	.00	70,378.95
TIME DEPOSIT ON ACCOUNT	.00	.00	.00	.00
MBIA	.00	.00	.00	.00
FUND TOTALS	70,843.40	4,594.35	3,500.00-	71,937.75
2018 048 SUPPLEMENTAL GUARDIANSHIP	1,484.28	540.00	527.06-	1,497.22
CASH	28,409.21	46.91	.00	28,456.12
TEXPOOL	.00	.00	.00	.00
FUND TOTALS	29,893.49	586.91	527.06-	29,953.34
2018 049 COUNTY CHILD ABUSE PREVENTION	1,046.08	153.12	.00	1,199.20
CASH	6,056.43	9.99	.00	6,066.42
TIME DEPOSIT ON ACCOUNT	.00	.00	.00	.00
FUND TOTALS	7,102.51	163.11	.00	7,265.62
2018 050 COURT RELATED PROGRAMS	817.53	.00	.00	817.53
CASH				

ACCOUNT NAME	BEGINNING CASH BALANCE	CASH RECEIPTS	CASH DISBURSEMENTS	ENDING CASH BALANCE
2018 052 COUNTY & DISTRICT TECH FUND	820.89	1,666.38	2,000.00-	487.27
CASH	5,052.07	6.57	1,500.00-	3,558.64
TIME DEPOSIT ON ACCOUNT	.00	.00	.00	.00
MBIA	5,872.96	1,672.95	3,500.00-	4,045.91
FUND TOTALS				
2018 053 CAPITALCREDITECONOMICDEVELOP	617.40	49,939.19	.00	50,556.59
CASH	213,066.11	351.88	.00	213,417.99
TIME DEPOSIT ON ACCOUNT	213,683.51	50,291.07	.00	263,974.58
FUND TOTALS				
2018 054 DISTRICT CLERK TECHNOLOGY FUND	1,675.11	515.00	.00	2,190.11
CASH	13,481.60	22.26	.00	13,503.86
TIME DEPOSIT ON ACCOUNT	.00	.00	.00	.00
MBIA MUNICIPAL INVESTORS SERV	15,156.71	537.26	.00	15,693.97
FUND TOTALS				
2018 055 CHAPTER 19	15.96	.00	.00	15.96
TIME DEPOSIT ON ACCOUNT	.00	.00	.00	.00
MBIA	.00	.00	.00	.00
FUND TOTALS	15.96	.00	.00	15.96
2018 056 COUNTY RECORDS FUND	10,577.14	1,764.92	8,175.00-	4,167.06
CASH	104,246.48	8,181.52	.00	112,428.00
TIME DEPOSIT ON ACCOUNT	.00	.00	.00	.00
MBIA MUNICIPAL INVESTORS SERV	114,823.62	9,946.44	8,175.00-	116,595.06
FUND TOTALS				
2018 057 COUNTY CLERK RECORDS FUND	2,065.09	19,300.11	6,534.00-	14,831.20
CASH	117,069.68	187.49	5,000.00-	112,257.17
TIME DEPOSIT ON ACCOUNT	.00	.00	.00	.00
MBIA MUNICIPAL INVESTORS SERV	119,134.77	19,487.60	11,534.00-	127,088.37
FUND TOTALS				
2018 058 DISTRICT CLERK RECORDS FUND	4,142.09	275,324.61	275,891.26-	3,575.44
CASH	5,728.29	275,009.44	275,000.00-	5,737.73
TIME DEPOSIT ON ACCOUNT	9,870.38	550,334.05	550,891.26-	9,513.17
FUND TOTALS				
2018 059 COUNTY CLERK ARCHIVE	4,019.97	285,532.00	288,001.31-	1,550.66
CASH	479,629.73	602.82	275,000.00-	205,232.55
TIME DEPOSIT ON ACCOUNT	483,649.70	286,134.82	563,001.31-	206,783.21
FUND TOTALS				
2018 060 CAPITAL PROJECT W P ANNEX	.00	.00	.00	.00
CASH	.00	.00	.00	.00
TIME DEPOSIT ON ACCOUNT	.00	.00	.00	.00
MBIA MUNICIPAL INVESTOR SERVIC	.00	.00	.00	.00
FUND TOTALS	.00	.00	.00	.00
2018 064 CAPITAL PROJECT ROADS PCT NO 4	.00	.00	.00	.00
CASH				

DATE 09/14/2018 13:23

COMBINED STATEMENT OF CASH RECEIPTS AND DISBURSEMENTS FROM AUGUST

TO AUGUST

ACCOUNT NAME	BEGINNING CASH BALANCE	CASH RECEIPTS	CASH DISBURSEMENTS	ENDING CASH BALANCE
2018 070 PERMANENT IMPROVEMENT FUND				
CASH	.00	.00	.00	.00
TIME DEPOSIT ON ACCOUNT	.00	.00	.00	.00
MBIA MUNICIPAL INVESTORS SERV	.00	.00	.00	.00
FUND TOTALS	.00	.00	.00	.00
2018 075 RIGHT-OF-WAY FUND				
CASH	.00	.00	.00	.00
TIME DEPOSIT ON ACCOUNT	.00	.00	.00	.00
MBIA MUNICIPAL INVESTORS SERV	.00	.00	.00	.00
FUND TOTALS	.00	.00	.00	.00
2018 084 TAX ANTICIPATION NOTES				
CASH	.00	.00	.00	.00
TIME DEPOSIT ON ACCOUNT	.00	.00	.00	.00
MBIA MUNICIPAL INVESTORS SERV	.00	.00	.00	.00
FUND TOTALS	.00	.00	.00	.00
2018 085 DEBT SERVICE FUND				
CASH	32,439.27	8,130.13	1,645.00	38,924.40
TIME DEPOSIT ON ACCOUNT	191,274.02	315.89	.00	191,589.91
MBIA MUNICIPAL INVESTORS SERV	251,755.05	480.06	.00	252,235.11
FUND TOTALS	475,468.34	8,926.08	1,645.00	482,749.42
2018 087 VZC INDIGENT HEALTH PROGRAM				
CASH	81,054.11	17,546.73	8,434.11	90,166.73
TIME DEPOSIT ON ACCOUNT	100,000.00	.00	.00	100,000.00
MBIA MUNICIPAL INVESTORS SERV	181,054.11	17,546.73	8,434.11	190,166.73
FUND TOTALS				
2018 088 SOIL CONSERVATION DIST FUND				
CASH	1,242.01	250.00	.00	1,492.01
TIME DEPOSIT ON ACCOUNT	12,895.47	21.28	.00	12,916.75
MBIA MUNICIPAL INVESTORS SERV	14,137.48	271.28	.00	14,408.76
FUND TOTALS				
2018 090 APPELLATE JUSTICE SYSTEM FUND				
CASH	420.35	445.00	.00	865.35
TIME DEPOSIT ON ACCOUNT	.00	.00	.00	.00
MBIA MUNICIPAL INVESTORS SERV	420.35	445.00	.00	865.35
FUND TOTALS				
2018 095 PAYROLL CLEARING ACCOUNT				
CASH	193,715.58	648.48	324.24	194,039.82
MBIA MUNICIPAL INVESTORS SERV	193,715.58	648.48	324.24	194,039.82
FUND TOTALS				
2018 096 GEN FIXED ASSETS ACCOUNT GRP				
MBIA MUNICIPAL INVESTORS SERV	.00	.00	.00	.00
FUND TOTALS	.00	.00	.00	.00
2018 097 LONG TERM DEBT GROUP				
MBIA MUNICIPAL INVESTORS SERV	.00	.00	.00	.00
FUND TOTALS	.00	.00	.00	.00

ACCOUNT NAME	FUND TOTALS	BEGINNING CASH BALANCE	CASH RECEIPTS	CASH DISBURSEMENTS	ENDING CASH BALANCE
2018 131 VAN ZANDT COUNTY JAIL		176,619.51	192,809.75	193,721.12	175,708.14
CASH		.00	.00	.00	.00
MEDICARE PAYABLE		.00	.00	.00	.00
VOUCHERS PAYABLE		.00	.00	.00	.00
TIME DEPOSIT ON ACCOUNT		195,000.00	.00	.00	195,000.00
MBIA MUNICIPAL INVESTORS SERV		.00	.00	.00	.00
FUND TOTALS		371,619.51	192,809.75	193,721.12	370,708.14
2018 132 VAN ZANDT COUNTY SHERIFF DEPT		102,886.55	220,564.01	232,313.96	91,136.60
CASH		60,000.00	.00	.00	60,000.00
TIME DEPOSIT ON ACCOUNT		.00	.00	.00	.00
MBIA MUNICIPAL INVESTORS SERV		162,886.55	220,564.01	232,313.96	151,136.60
FUND TOTALS		162,886.55	220,564.01	232,313.96	151,136.60
2018 135 CAPITAL MURDER		.00	.00	.00	.00
CASH		.00	.00	.00	.00
TEXPOOL		.00	.00	.00	.00
FUND TOTALS		.00	.00	.00	.00
2018 136 HOME LAND SECURITY GRANT		.00	.00	.00	.00
CASH		.00	.00	.00	.00
TIME DEPOSIT ON ACCOUNT		.00	.00	.00	.00
FUND TOTALS		.00	.00	.00	.00
2018 139 HOME LAND SECURITY GRANT P25 CO		302.99	.00	.00	302.99
CASH		.00	.00	.00	.00
TIME DEPOSIT ON ACCOUNT		.00	.00	.00	.00
MBIA MUNICIPAL INVESTORS SERV		302.99	.00	.00	302.99
FUND TOTALS		302.99	.00	.00	302.99
2018 141 BULLET PROOF VEST GRANT		5,430.50	.00	.00	5,430.50
CASH		.00	.00	.00	.00
TIME DEPOSIT ON ACCOUNT		.00	.00	.00	.00
MBIA MUNICIPAL INVESTORS SERV		5,430.50	.00	.00	5,430.50
FUND TOTALS		5,430.50	.00	.00	5,430.50
2018 145 SOLID WASTE GRANT		203.03	.00	.00	203.03
CASH		.00	.00	.00	.00
TIME DEPOSIT ON ACCOUNT		.00	.00	.00	.00
FUND TOTALS		203.03	.00	.00	203.03
2018 261 CAPITAL PROJECT ROADS PCT NO 1		.00	.00	.00	.00
CASH		.00	.00	.00	.00
TIME DEPOSIT ON ACCOUNT		.00	.00	.00	.00
FUND TOTALS		.00	.00	.00	.00
2018 262 CAPITAL PROJECT ROADS PCT NO 2		.00	.00	.00	.00
CASH		.00	.00	.00	.00
TIME DEPOSIT ON ACCOUNT		.00	.00	.00	.00
FUND TOTALS		.00	.00	.00	.00
2018 264 CAPITAL PROJECT PCT 4		.00	.00	.00	.00
CASH		.00	.00	.00	.00
TIME DEPOSIT ON ACCOUNT		.00	.00	.00	.00
FUND TOTALS		.00	.00	.00	.00

ACCOUNT NAME	BEGINNING CASH BALANCE	CASH RECEIPTS	CASH DISBURSEMENTS	ENDING CASH BALANCE
2018 400 FRUITVALE 2011 TXCDBG 710056				
CASH	.00	.00	.00	.00
WATER GRANT CASH	.00	.00	.00	.00
FUND TOTALS	.00	.00	.00	.00
2018 401 BENWHEELERMSC 71348911131115				
FUND TOTALS	.00	.00	.00	.00
2018 402 LITTLEHOPEMOCOREMSC713026081315				
CASH	.00	70,668.32	70,668.32	.00
WATER GRANT CASH	.00	.00	.00	.00
FUND TOTALS	.00	70,668.32	70,668.32	.00
2018 540 PRETRIAL SUPERVISION				
CASH	17,645.28	3,438.00	4,151.15	16,932.13
TDOA	127,327.83	210.28		127,538.11
FUND TOTALS	144,973.11	3,648.28	4,151.15	144,470.24
2018 541 COMMUNITY SUP & CORRECTIONS				
CASH	33,374.13	34,479.49	41,903.44	25,950.18
PEITY CASH	100.00	.00	.00	100.00
TIME DEPOSIT ON ACCOUNT	367,845.61	607.50	.00	368,453.11
MBIA MUNICIPAL INVESTORS SERV	.00	.00	.00	.00
FUND TOTALS	401,319.74	35,086.99	41,903.44	394,503.29
2018 542 ADULT PROBATION CIVIL				
CASH	23,642.55	885.00	1,402.28	23,125.27
TDOA	328,188.73	542.01	.00	328,730.74
MBIA	.00	.00	.00	.00
FUND TOTALS	351,831.28	1,427.01	1,402.28	351,856.01
2018 543 HIGH RISK SUBSTANCE ABUSE -CCP				
CASH	1,651.29	.00	4,222.93	2,571.64
TIME DEPOSIT ON ACCOUNT	.00	.00	.00	.00
MBIA MUNICIPAL INVESTORS SERV	.00	.00	.00	.00
FUND TOTALS	1,651.29	.00	4,222.93	2,571.64
2018 544 HIGH RISK SEX OFFENDER -CCP				
CASH	8,109.08	.00	5,417.61	2,691.47
TIME DEPOSIT ON ACCOUNT	.00	.00	.00	.00
MBIA MUNICIPAL INVESTORS SERV	.00	.00	.00	.00
FUND TOTALS	8,109.08	.00	5,417.61	2,691.47
2018 545 GRANT C COMMIT REDUCTION PROG				
CASH	8,012.64	.00	5,480.09	2,532.55
FUND TOTALS	8,012.64	.00	5,480.09	2,532.55
2018 546 JUVENILE PROBATION FUND				
CASH	154,555.66	52,031.49	35,711.80	138,235.97
TIME DEPOSIT ON ACCOUNT	.00	.00	.00	.00
MBIA MUNICIPAL INVESTORS SERV	.00	.00	.00	.00
FUND TOTALS	154,555.66	52,031.49	35,711.80	138,235.97
2018 547 VZCUPD STATE AID GRANT				
CASH	44,279.93	27,146.02	48,610.73	22,815.22
TIME DEPOSIT ON ACCOUNT	.00	.00	.00	.00

ACCOUNT NAME	BEGINNING CASH BALANCE	CASH RECEIPTS	CASH DISBURSEMENTS	ENDING CASH BALANCE
2018 548 MBIA MUNICIPAL INVESTORS SERV	44,279.93	27,146.02	48,610.73	22,815.22
FUND TOTALS				
2018 549 VZCJPD PROGRESSIVE SANCTIONS	.00	.00	.00	.00
CASH DEPOSIT ON ACCOUNT	.00	.00	.00	.00
MBIA MUNICIPAL INVESTORS SERV	.00	.00	.00	.00
FUND TOTALS	.00	.00	.00	.00
2018 549 VZCJPD - GRANT N	29,442.96	.00	4,003.75	25,439.21
CASH DEPOSIT ON ACCOUNT	.00	.00	.00	.00
MBIA MUNICIPAL INVESTORS SERV	.00	.00	.00	.00
FUND TOTALS	29,442.96	.00	4,003.75	25,439.21
2018 550 D A SUPPLEMENTAL FUND	4,327.75	4.33	2,500.32	1,827.43
CASH DEPOSIT ON ACCOUNT	2,629.56	.00	.00	2,633.89
MBIA MUNICIPAL INVESTORS SERV	.00	.00	.00	.00
FUND TOTALS	6,957.31	4.33	2,500.32	4,461.32
2018 551 VOICES - JUV CJD GRANT	645.27	.00	4,503.49	5,148.76
VOICES - CJD JUV GRANT	.00	.00	.00	.00
TIME DEPOSIT ON ACCOUNT	.00	.00	.00	.00
FUND TOTALS	645.27	.00	4,503.49	5,148.76
2018 552 ETCOG RESIDENTIAL	1,183.00	800.00	1,521.08	1,904.08
CASH	1,183.00	800.00	1,521.08	1,904.08
FUND TOTALS	1,183.00	800.00	1,521.08	1,904.08
2018 553 V - JUV PROB POST FUND	.00	.00	.00	.00
CASH DEPOSIT ON ACCOUNT	.00	.00	.00	.00
MBIA MUNICIPAL INVESTORS SERV	.00	.00	.00	.00
FUND TOTALS	.00	.00	.00	.00
2018 554 GRANT I SECURE FELONY REIMB	665.00	.00	.00	665.00
GRANT I SECURE FELONY REIMB	.00	.00	.00	.00
TIME DEPOSIT ON ACCOUNT	.00	.00	.00	.00
FUND TOTALS	665.00	.00	.00	665.00
2018 555 JUVENILE PROBATION INTEREST	40.48	2.17	.00	42.65
CASH DEPOSIT ON ACCOUNT	23,648.24	39.05	.00	23,687.29
MBIA MUNICIPAL INVESTORS SERV	.00	.00	.00	.00
FUND TOTALS	23,688.72	41.22	.00	23,729.94
2018 556 GRANT H-DIVERSION RESIDENTIAL	.00	.00	.00	.00
CASH	.00	.00	.00	.00
FUND TOTALS	.00	.00	.00	.00
2018 557 GRANT I	.00	.00	.00	.00
CASH	.00	.00	.00	.00
FUND TOTALS	.00	.00	.00	.00
2018 558 GRANT S	13,219.09	.00	11,099.72	2,119.37
CASH	13,219.09	.00	11,099.72	2,119.37

ACCOUNT NAME	FUND TOTALS	BEGINNING CASH BALANCE	CASH RECEIPTS	CASH DISBURSEMENTS	ENDING CASH BALANCE
2018 559 MENTAL IMPAIRMENT CASELOAD		2,297.30-	.00	7,105.48-	9,402.78-
CASH		.00	.00	.00	.00
TIME DEPOSIT ON ACCOUNT		.00	.00	.00	.00
MBIA MUNICIPAL INVESTORS SERV		.00	.00	.00	.00
FUND TOTALS		2,297.30-	.00	7,105.48-	9,402.78-
2018 560 SALARY ADJUSTMENT FOR JUV PROB		.00	.00	.00	.00
CASH		.00	.00	.00	.00
TIME DEPOSIT ON ACCOUNT		.00	.00	.00	.00
MBIA MUNICIPAL INVESTORS SERV		.00	.00	.00	.00
FUND TOTALS		.00	.00	.00	.00
2018 562 TITLE IV-E FEDERAL FOSTER CARE		.00	.00	.00	.00
CASH		.00	.00	.00	.00
TIME DEPOSIT ON ACCOUNT		.00	.00	.00	.00
MBIA MUNICIPAL INVESTORS SERV		.00	.00	.00	.00
FUND TOTALS		.00	.00	.00	.00
2018 565 INDIGENT DEFENSE GRANT		30,324.12	12,427.50	3,647.68-	39,103.94
CASH		309.87	.50	.00	310.37
TIME DEPOSIT ON ACCOUNT		30,633.99	12,428.00	3,647.68-	39,414.31
FUND TOTALS		30,943.11	12,428.50	3,647.68-	39,713.93
2018 567 VAN ZANDT COUNTY FIRE MARSHAL		33,428.61	18,865.00	11,094.53-	41,199.08
CASH		125,704.30	207.62	.00	125,911.92
TDOA		159,132.91	19,072.62	11,094.53-	167,111.00
FUND TOTALS		284,561.52	207.62	11,094.53-	303,674.51
2018 568 TECHNOLOGY RESOURCES		1.50	.00	.00	1.50
CASH		1.50	.00	.00	1.50
TIME DEPOSIT ON ACCOUNT		.00	.00	.00	.00
FUND TOTALS		1.50	.00	.00	1.50
2018 569 HAVA ELECTION GRANT		12,703.03	250.00	.00	12,953.03
CASH		12,703.03	250.00	.00	12,953.03
FUND TOTALS		12,703.03	250.00	.00	12,953.03
2018 570 GOLDEN WATER SUPPLY CORP		.00	.00	.00	.00
GOLDEN WATER TDHCA 726216		.00	.00	.00	.00
MBIA MUNICIPAL INVESTORS SERVI		.00	.00	.00	.00
FUND TOTALS		.00	.00	.00	.00
2018 580 D.A. CHECK COLLECTION FUND		4,907.97	152.38	455.55-	4,604.80
CASH		10,304.54	17.01	.00	10,321.55
TIME DEPOSIT ON ACCOUNT		.00	.00	.00	.00
MBIA MUNICIPAL INVESTORS SERV		15,212.51	169.39	455.55-	14,926.35
FUND TOTALS		25,424.02	186.38	455.55-	25,154.85
2018 591 CONSTABLE #1 TLEOSE FUND		1,168.24	.00	.00	1,168.24
CASH		.49-	.00	.00	.49-
CASH - CITIZENS NATIONAL		.00	.00	.00	.00
TDOA		.00	.00	.00	.00
MBIA MUNICIPAL INVESTORS SERV		1,167.75	.00	.00	1,167.75
FUND TOTALS		1,168.24	.00	.00	1,168.24
2018 592 CONSTABLE #2 TLEOSE FUND		1,184.54	.00	.00	1,184.54
CASH		1,184.54	.00	.00	1,184.54

ACCOUNT NAME	BEGINNING CASH BALANCE	CASH RECEIPTS	CASH DISBURSEMENTS	ENDING CASH BALANCE
2018 593 CONSTABLE #3 TLEOSE FUND	678.30	.00	.00	678.30
CASH OTHER - ANB/CANTON	1,790.75	.00	.00	1,790.75
MBIA MUNICIPAL INVESTORS SERV	.00	.00	.00	.00
FUND TOTALS	2,469.05	.00	.00	2,469.05
2018 594 CONSTABLE #4 TLEOSE FUND	4,266.32	.00	.00	4,266.32
CASH	.00	.00	.00	.00
TIME DEPOSIT ON ACCOUNT	.00	.00	.00	.00
MBIA MUNICIPAL INVESTORS SERV	4,266.32	.00	.00	4,266.32
FUND TOTALS	4,266.32	.00	.00	4,266.32
2018 595 SHERIFF TLEOSE FUND	6,401.63	.00	654.68-	5,746.95
CASH	6,401.63	.00	.00	6,401.63
MBIA MUNICIPAL INVESTORS SERSRV	.00	.00	.00	.00
FUND TOTALS	6,401.63	.00	654.68-	5,746.95
2018 596 DA TLEOSE FUND	941.88	.00	.00	941.88
CASH	941.88	.00	.00	941.88
MBIA MUNICIPAL INVESTORS SERV	.00	.00	.00	.00
FUND TOTALS	941.88	.00	.00	941.88
2018 597 VZC COMMISSARY PERSONNEL FUND	.00	.00	.00	.00
CASH	.00	.00	.00	.00
MBIA MUNICIPAL INVESTORS SERV	.00	.00	.00	.00
FUND TOTALS	.00	.00	.00	.00
2018 600 JUSTICE COURT TECHNOLOGY FUND	1,990.12	1,507.22	.00	3,497.34
CASH	46,391.09	76.61	.00	46,467.70
TIME DEPOSIT ON ACCOUNT	.00	.00	.00	.00
MBIA MUNICIPAL INVESTORS SERV	48,381.21	1,583.83	.00	49,965.04
FUND TOTALS	48,381.21	1,583.83	.00	49,965.04
2018 602 CHILD ADVOCACY HISTORICAL COMMISSION CASH	.00	.00	.00	.00
HISTORICAL COMMISSION CASH	.00	.00	.00	.00
MBIA MUNICIPAL INVESTORS SERV	.00	.00	.00	.00
FUND TOTALS	.00	.00	.00	.00
2018 800 CONTRIBUTION RELIEF FUND	.00	.00	.00	.00
CASH	16,082.93	.00	.00	16,082.93
TIME DEPOSIT ON ACCOUNT	.00	.00	.00	.00
FUND TOTALS	16,082.93	.00	.00	16,082.93
2018 802 VETERAN'S MEMORIAL WALL FUND	.00	.00	.00	.00
CASH	.00	.00	.00	.00
TIME DEPOSIT ON ACCOUNT	.00	.00	.00	.00
FUND TOTALS	.00	.00	.00	.00
2018 803 HISTORICAL COMMISSION HISTORICAL COMMISSION CASH	673.20	.00	132.00-	541.20
HISTORICAL COMMISSION CASH	10,085.01	16.64	.00	10,101.65
TIME DEPOSIT ON ACCOUNT	10,758.21	16.64	132.00-	10,642.85
FUND TOTALS	10,758.21	16.64	132.00-	10,642.85
2018 804 VAN TORNADO-ASSISTANCE VAN TORNADO-ASSISTANCE-CASH	31,449.37-	.00	.00	31,449.37-

ACCOUNT NAME	BEGINNING CASH BALANCE	CASH RECEIPTS	CASH DISBURSEMENTS	ENDING CASH BALANCE
2018 805 FEMA - DEC 2015 STORM	470.66	.00	.00	470.66
CASH	.00	.00	.00	.00
TIME DEPOSIT ON ACCOUNT	470.66	.00	.00	470.66
FUND TOTALS				
2018 806 FEMA APRIL 2016 STORM	.00	.00	.00	.00
CASH	.00	.00	.00	.00
TIME DEPOSIT ON ACCOUNT	.00	.00	.00	.00
FUND TOTALS				
2018 806 NO FUND RECORD	.00	.00	.00	.00
FUND TOTALS				
2018 809 PRETRIAL INTERVENTION PROGRAM	.00	3,000.00	.00	3,000.00
CASH	.00	.00	.00	.00
TIME DEPOSIT ON ACCOUNT	.00	3,000.00	.00	3,000.00
FUND TOTALS				
GRAND TOTALS	10,445,616.16	2,976,890.15	4,112,714.34	9,309,791.97

ACCOUNT NUMBER	ACCOUNT NAME	DATE	AMDMT NUMBER	OLD BUDGET AMOUNT	AMENDED BUDGET AMOUNT	AMOUNT OF CHANGE	DESCRIPTION	CLK
2018 010-371-100	OTHER MISC. REVENU	01/10/2018		180025	24,000.00	24,437.50-	PROVIDE FUNDS FOR HEALTHY C	SH
				TOTAL AMENDMENTS	1	TOTAL CHANGES		
2018 010-400-483	BONDING							
				TOTAL AMENDMENTS	1	TOTAL CHANGES		
2018 010-402-310	OFFICE SUPPLIES	09/05/2018		180150	1,000.00	1,125.00	LINE ITEM TRANSFER	MK
2018 010-402-311	POSTAGE	09/05/2018		180150	300.00	125.00	LINE ITEM TRANSFER	MK
2018 010-402-495	MISCELLANEOUS EXPE	01/10/2018		180025	700.00	437.50	PROVIDE FUNDS FOR HEALTHY C	SH
				TOTAL AMENDMENTS	3	TOTAL CHANGES		
2018 010-403-310	OFFICE SUPPLIES	08/09/2018		180123	9,000.00	10,000.00	LINE ITEM TRANS	MK
2018 010-403-572	OFFICE EQUIPMENT	08/09/2018		180123	2,352.00	2,352.00	LINE ITEM TRANS	MK
				TOTAL AMENDMENTS	2	TOTAL CHANGES		
2018 010-404-311	POSTAGE	08/09/2018		180123	15,000.00	11,648.00	LINE ITEM TRANS	MK
				TOTAL AMENDMENTS	1	TOTAL CHANGES		
2018 010-409-401	ACCOUNTING/AUDITIN	09/05/2018		180152	45,000.00	43,000.00	LINE ITEM TRANSFER	MK
2018 010-409-482	INSURANCE - ALL	06/13/2018		180082	175,000.00	174,900.00	LINE ITEM TRANSFER	MK
2018 010-409-482	INSURANCE - ALL	06/27/2018		180092	174,900.00	173,900.00	LINE ITEM TRANSFER	MK
2018 010-409-482	INSURANCE - ALL	07/11/2018		180099	173,900.00	173,650.00	LINE ITEM TRANSFER	MK
2018 010-409-482	INSURANCE - ALL	09/05/2018		180151	173,650.00	165,771.40	LINE ITEM TRANSFER	MK
2018 010-409-495	MISCELLANEOUS	11/30/2017		180018	1,000.00	593.84	TO COVER EXPENSES	KE
2018 010-409-495	MISCELLANEOUS	06/13/2018		180082	1,406.16	100.00	LINE ITEM TRANSFER	MK
2018 010-409-495	MISCELLANEOUS	07/11/2018		180099	506.16	250.00	LINE ITEM TRANSFER	MK
				TOTAL AMENDMENTS	8	TOTAL CHANGES		
2018 010-410-472	APPRAISAL DISTRICT	09/05/2018		180151	430,449.00	438,327.60	LINE ITEM TRANSFER	MK
2018 010-410-475	ECONOMIC DEVELOPME	03/21/2018		180040	3,334.00	3,666.66	LINE ITEM TRANSFER	SH
2018 010-410-495	MISCELLANEOUS	03/21/2018		180040	1,500.00	1,167.34	LINE ITEM TRANSFER	SH
				TOTAL AMENDMENTS	3	TOTAL CHANGES		
2018 010-426-413	COURT TRANSLATORS	06/13/2018		180081	250.00	229.11	LINE ITEM TRANSFER	MK
2018 010-426-417	SP LEG SERVAVIS JU	06/13/2018		180081	250.00	229.11	LINE ITEM TRANSFER	MK
				TOTAL AMENDMENTS	2	TOTAL CHANGES		
2018 010-435-413	COURT TRANSLATORS	08/09/2018		180124	3,000.00	2,000.00	LINE ITEM TRANS	MK
2018 010-435-413	COURT TRANSLATORS	08/22/2018		180142	2,000.00	800.00	LINE ITEM TRANSFER	MK
2018 010-435-427	TRAINING	07/25/2018		180116	2,500.00	2,600.00	LINE ITEM TRANSFER	MK
2018 010-435-427	TRAINING	08/22/2018		180142	2,600.00	3,800.00	LINE ITEM TRANSFER	MK
2018 010-435-485	JURORS EXPENSE	08/09/2018		180124	26,000.00	27,000.00	LINE ITEM TRANS	MK
2018 010-435-495	MISCELLANEOUS	07/25/2018		180116	250.00	150.00	LINE ITEM TRANSFER	MK
				TOTAL AMENDMENTS	6	TOTAL CHANGES		
2018 010-445-416	INDIGENT LEGAL AID	05/30/2018		180071	.00	5,000.00	TO COVER AG COUNT APPT. ATT	KE
2018 010-445-483	BONDING	11/30/2017		180018	.00	296.92	TO COVER EXPENSES	KE
				TOTAL AMENDMENTS	2	TOTAL CHANGES		
2018 010-461-310	OFFICE SUPPLIES	07/11/2018		180100	1,200.00	1,500.00	LINE ITEM TRANSFER	MK
2018 010-461-427	TRAINING	07/11/2018		180100	1,400.00	750.00	LINE ITEM TRANSFER	MK
2018 010-461-428	TRAVEL	07/11/2018		180100	1,400.00	1,750.00	LINE ITEM TRANSFER	MK
2018 010-461-483	BONDING	04/18/2018		180052	.00	50.00	LINE ITEM TRANSFER	SH
2018 010-461-493	MISCELLANEOUS	04/18/2018		180052	50.00	50.00	LINE ITEM TRANSFER	SH
				TOTAL AMENDMENTS	5	TOTAL CHANGES		

REPORT OF GENERAL LEDGER AMENDMENTS

ACCOUNT NUMBER	ACCOUNT NAME	DATE	AMDMT NUMBER	OLD BUDGET AMOUNT	AMENDED BUDGET AMOUNT	AMOUNT OF CHANGE	DESCRIPTION	CLK
2018 010-462-310	OFFICE SUPPLIES	07/25/2018	180117	1,200.00	1,539.00	339.00	LINE ITEM TRANSFER	MK
2018 010-462-311	POSTAGE	07/25/2018	180117	1,200.00	1,900.00	300.00	LINE ITEM TRANSFER	MK
2018 010-462-427	TRAINING	07/25/2018	180117	2,000.00	2,410.00	410.00	LINE ITEM TRANSFER	MK
2018 010-462-481	SUBSCRIPTIONS/DUES	07/25/2018	180048	500.00	111.00	39.00	LINE ITEM TRANSFER	MK
2018 010-462-485	JURORS EXPENSE	04/04/2018	180117	410.00	410.00	0.00	LINE ITEM TRANSFER	MK
2018 010-462-485	JURORS EXPENSE	07/25/2018	180048	410.00	90.00	90.00	LINE ITEM TRANSFER	SH
2018 010-462-495	MISCELLANEOUS	04/04/2018	180048	7.00	90.00	90.00	LINE ITEM TRANSFER	SH
2018 010-463-427	TRAINING	07/25/2018	180118	1,500.00	1,200.00	300.00	LINE ITEM TRANSFER	MK
2018 010-463-428	TRAVEL	07/25/2018	180118	1,000.00	1,300.00	300.00	LINE ITEM TRANSFER	MK
2018 010-464-427	TRAINING	07/11/2018	180101	1,500.00	1,000.00	500.00	LINE ITEM TRANSFER	MK
2018 010-464-428	TRAVEL	07/11/2018	180101	2,000.00	2,500.00	500.00	LINE ITEM TRANSFER	MK
2018 010-476-103	SALARIES - EMPLOYEE	06/27/2018	180096	405,346.82	401,194.76	4,152.06	LINE ITEM TRANSFER	MK
2018 010-476-103	SALARIES - EMPLOYEE	09/05/2018	180153	1,944.76	3,000.00	756.00	LINE ITEM TRANSFER	MK
2018 010-476-330	FUEL AND LUBRICANT	05/14/2018	180063	7,000.00	6,962.00	38.00	LINE ITEM TRANSFER	SH
2018 010-476-406	TRANSCRIPTS & PROS	08/09/2018	180125	6,962.00	6,962.00	0.00	LINE ITEM TRANSFER	MK
2018 010-476-481	SUBSCRIPTIONS/DUES	08/09/2018	180125	1,500.00	1,561.00	61.00	LINE ITEM TRANSFER	MK
2018 010-476-483	BONDING	05/14/2018	180063	250.00	288.00	38.00	LINE ITEM TRANSFER	SH
2018 010-476-483	BONDING	09/05/2018	180153	288.00	384.00	96.00	LINE ITEM TRANSFER	MK
2018 010-476-495	MISCELLANEOUS	09/05/2018	180153	100.00	260.00	160.00	LINE ITEM TRANSFER	MK
2018 010-476-572	OFFICE EQUIPMENT	06/27/2018	180096	10.00	4,152.06	4,152.06	LINE ITEM TRANSFER	MK
2018 010-495-103	SALARIES - EMPLOYEE	04/04/2018	180045	127,068.00	125,568.00	1,500.00	LINE ITEM TRANSFER	SH
2018 010-495-310	OFFICE SUPPLIES	02/21/2018	180033	1,950.00	1,850.00	100.00	LINE ITEM TRANSFER	SH
2018 010-495-310	OFFICE SUPPLIES	04/04/2018	180045	1,850.00	3,350.00	1,500.00	LINE ITEM TRANSFER	SH
2018 010-495-310	OFFICE SUPPLIES	05/31/2018	180075	3,350.00	3,300.00	50.00	LINE ITEM TRANSFER	SH
2018 010-495-311	POSTAGE	06/04/2018	180078	600.00	400.00	200.00	LINE ITEM TRANSFER	SH
2018 010-495-427	TRAINING	06/04/2018	180078	500.00	2,700.00	2,200.00	LINE ITEM TRANSFER	SH
2018 010-495-428	TRAVEL	08/22/2018	180143	350.00	2,909.11	2,559.11	LINE ITEM TRANSFER	MK
2018 010-495-483	BONDING	05/31/2018	180075	250.00	300.00	50.00	LINE ITEM TRANSFER	SH
2018 010-495-495	MISCELLANEOUS	02/21/2018	180033	150.00	250.00	100.00	LINE ITEM TRANSFER	SH
2018 010-497-427	TRAINING	07/25/2018	180119	2,750.00	2,592.50	157.50	LINE ITEM TRANSFER	MK
2018 010-497-483	BONDING	07/25/2018	180119	50.00	207.50	157.50	LINE ITEM TRANSFER	MK
2018 010-499-311	POSTAGE	12/14/2017	180021	8,000.00	7,000.00	1,000.00	LINE ITEM TRANSFER	SH
2018 010-499-311	POSTAGE	05/30/2018	180067	7,000.00	6,000.00	1,000.00	LINE ITEM TRANSFER	SH
2018 010-499-428	TRAVEL	12/14/2017	180067	1,000.00	2,000.00	1,000.00	LINE ITEM TRANSFER	SH
2018 010-499-428	TRAVEL	05/30/2018	180067	1,000.00	2,000.00	1,000.00	LINE ITEM TRANSFER	SH
2018 010-499-495	MISCELLANEOUS	12/14/2017	180021	300.00	800.00	500.00	LINE ITEM TRANSFER	SH
2018 010-503-572	OFFICE EQUIPMENT	07/11/2018	080102	77,000.00	87,000.00	10,000.00	LINE ITEM TRANSFER	MK
2018 010-503-589	EQUIPMENT PAYMENTS	07/11/2018	080102	48,486.34	38,486.34	10,000.00	LINE ITEM TRANSFER	MK
2018 010-503-589	EQUIPMENT PAYMENTS	07/11/2018	080102	48,486.34	38,486.34	10,000.00	LINE ITEM TRANSFER	MK

ACCOUNT NUMBER	ACCOUNT NAME	DATE	AMDMT NUMBER	OLD BUDGET AMOUNT	AMENDED BUDGET AMOUNT	AMOUNT OF CHANGE	DESCRIPTION	CLK
2018 010-510-332	CUSTODIAL SUPPLIES	06/26/2018	180090	5,000.00	7,000.00	2,000.00	LINE ITEM TRANSFER	KE
2018 010-510-442	WATER	09/05/2018	180152	12,000.00	14,000.00	2,000.00	LINE ITEM TRANSFER	KE
2018 010-510-450	REP & MAINT. BLDGS	05/31/2018	180074	20,000.00	30,000.00	10,000.00	TO COVER EXPENSES	KE
2018 010-510-451	REP & MAINT. BLDGS	06/26/2018	180090	30,000.00	28,000.00	2,000.00	LINE ITEM TRANSFER	KE
2018 010-510-451	REP. EMANT. -MACH.-	05/31/2018	180074	15,000.00	10,000.00	5,000.00	TO COVER EXPENSES	KE
2018 010-510-451	REP. EMANT. -MACH.-	08/09/2018	180126	10,000.00	9,936.88	63.12	LINE ITEM TRANS	KE
2018 010-510-451	REPAIR & MAINT. -FU	08/09/2018	180126	00.00	45.97	45.97	LINE ITEM TRANS	KE
2018 010-510-495	MISCELLANEOUS	08/09/2018	180174	00.00	17.15	17.15	TO COVER EXPENSES	KE
2018 010-510-571	MACHINERY & EQUIPM	05/31/2018	180070	5,000.00	00.00	5,000.00	TO COVER EXPENSES	KE
2018 010-510-578	BLDG MAINT EQUIPM	05/30/2018	180070	00.00	25,015.00	25,015.00	TO COVER EXPENSES	KE
EXPENDITURES - PUBLIC BLDGS			TOTAL AMENDMENTS	10	25,015.00	27,015.00		
2018 010-551-339	UNIFORMS	05/31/2018	180073	400.00	00.00	400.00	TO COVER EXPENSES	KE
2018 010-551-419	OTHER PROFESSIONAL	08/09/2018	180127	165.00	321.00	156.00	LINE ITEM TRANS	KE
2018 010-551-428	FUEL AND LUBRICANT	08/09/2018	180127	1,500.00	1,344.00	156.00	LINE ITEM TRANS	SH
2018 010-551-451	AUTO MAINTENANCE	05/14/2018	180065	00.00	261.59	261.59	LINE ITEM TRANSFER	KE
2018 010-551-451	AUTO MAINTENANCE	05/31/2018	180073	261.59	661.59	400.00	TO COVER EXPENSES	KE
2018 010-551-495	MISCELLANEOUS	04/04/2018	180044	00.00	479.52	479.52	PROVIDE FUNDS FOR	SH
2018 010-551-575	AUTO PURCHASES	04/04/2018	180065	36,000.00	35,520.48	479.52	PROVIDE FUNDS FOR	SH
2018 010-551-575	AUTO PURCHASES	05/14/2018	180070	35,520.48	35,258.89	261.59	LINE ITEM TRANSFER	SH
2018 010-551-575	AUTO PURCHASES	05/30/2018	180070	35,258.89	10,243.89	25,015.00	TO COVER EXPENSES	KE
2018 010-551-575	AUTO PURCHASES	05/30/2018	180071	10,243.89	5,243.89	5,000.00	TO COVER AG COUNT	KE
EXPENDITURES - CONSTABLE PCT.1			TOTAL AMENDMENTS	10	30,015.00	30,015.00		
2018 010-553-330	FUEL AND LUBRICANT	06/27/2018	180092	2,500.00	3,500.00	1,000.00	LINE ITEM TRANSFER	MK
EXPENDITURES - CONSTABLE PCT.3			TOTAL AMENDMENTS	1	700.00	800.00		
2018 010-554-428	FUEL & LUBRICANTS-	08/09/2018	180128	1,500.00	700.00	800.00	LINE ITEM TRANS	MK
2018 010-554-576	ELECTRONIC EQUIPME	08/09/2018	180128	00.00	800.00	800.00	LINE ITEM TRANS	MK
EXPENDITURES - CONSTABLE PCT.4			TOTAL AMENDMENTS	2	00.00	00.00		
2018 015-352-400	FORFEITED PROPERTY	02/08/2018	180028	5,000.00	15,699.44	10,699.44	INCREASE THE BUDGET-DEA	KE
2018 015-352-400	FORFEITED PROPERTY	07/11/2018	180103	15,699.44	16,492.27	792.83	INCREASE REV & EXP	MK
2018 015-352-400	FORFEITED PROPERTY	08/05/2018	180136	18,541.48	18,541.48	00.00	INCREASE REV & EXP	MK
2018 015-352-400	FORFEITED PROPERTY	08/22/2018	180144	18,541.48	19,851.26	1,309.78	INCREASE REV & EXP	MK
EXPENDITURES - SHERIFF FORFEIT			TOTAL AMENDMENTS	4	00.00	00.00		
2018 015-364-100	SALE OF PROPERTY	07/11/2018	180104	00.00	5,041.00	5,041.00	INCREASE REV & EXP	MK
EXPENDITURES - JUSTICE COURT			TOTAL AMENDMENTS	1	00.00	00.00		
2018 015-560-492	DRUG INVESTIGATION	02/08/2018	180028	2,699.44	2,699.44	00.00	INCREASE THE BUDGET-DEA	KE
2018 015-560-492	DRUG INVESTIGATION	08/09/2018	180136	10,000.00	3,199.44	6,800.56	INCREASE REV & EXP	KE
2018 015-560-495	MISC	02/08/2018	180028	18,000.00	18,792.83	792.83	INCREASE REV & EXP	MK
2018 015-560-495	MISC	07/11/2018	180103	18,000.00	23,833.83	5,833.83	INCREASE REV & EXP	MK
2018 015-560-495	MISC	07/11/2018	180104	23,833.83	25,383.04	1,549.21	INCREASE REV & EXP	MK
2018 015-560-495	MISC	08/09/2018	180136	25,383.04	26,692.82	1,309.78	INCREASE REV & EXP	MK
2018 015-560-495	MISC	08/22/2018	180144	26,692.82	19,892.26	6,800.56	INCREASE REV & EXP	MK
EXPENDITURES - BLDG SECURITY			TOTAL AMENDMENTS	2	00.00	00.00		
2018 017-510-202	GROUP INSURANCE	07/11/2018	180105	7,724.16	4,124.16	3,600.00	LINE ITEM TRANSFER	MK
2018 017-510-572	EQUIPMENT PURCHASE	07/11/2018	180105	00.00	3,600.00	3,600.00	LINE ITEM TRANSFER	MK
EXPENDITURES - JUSTICE COURT			TOTAL AMENDMENTS	1	00.00	00.00		
2018 018-510-402	CONTRACT SERVICES	10/26/2017	180009	00.00	2,000.00	2,000.00	INCREASE THE BUDGET	KE

ACCOUNT NUMBER	ACCOUNT NAME	DATE	AMDMT NUMBER	OLD BUDGET AMOUNT	AMENDED BUDGET AMOUNT	AMOUNT OF CHANGE	DESCRIPTION	CLK
2018 021-364-100	SALE OF PROPERTY	04/04/2018		180047	24,126.00-	24,126.00-	INCREASE REV/EXP PROCEEDS F	SH
				TOTAL AMENDMENTS	1,206.75-	1,206.75-	INCREASE REV AND EXPENSE	SH
2018 021-380-300	GRANT REV 2016 DIS	03/07/2018		180037	157,053.25-	157,053.25-	TRANSFER FUNDS FROM FEMA PC	SH
				TOTAL AMENDMENTS	269,214.59-	269,214.59-	TRANSFER FEMA FUNDS 804 TO	SH
2018 021-390-804	TRN FROM VAN TORNA	12/14/2017		180024	157,053.25-	157,053.25-	TRANSFER FUNDS FROM FEMA PC	SH
				TOTAL AMENDMENTS	1,206.75-	1,206.75-	TRANSFER FEMA FUNDS 804 TO	SH
2018 021-621-103	SALARIES - EMPLOYE	08/09/2018		180130	235,827.52	225,827.52	LINE ITEM TRANS	MK
2018 021-621-310	OFFICE SUPPLIES	07/11/2018		180106	150.00	250.00	LINE ITEM TRANSFERS	MK
2018 021-621-330	FUEL & LUBRICANTS	08/09/2018		180129	50,000.00	52,000.00	LINE ITEM TRANS	MK
2018 021-621-335	ROAD & BRIDGE MAINT	12/14/2017		180054	707,053.25	707,053.25	TRANSFER FUNDS FROM FEMA PC	SH
2018 021-621-335	ROAD & BRIDGE MAINT	04/23/2018		180054	707,053.25	20,000.00-	LINE ITEM TRANSFER	SH
2018 021-621-335	ROAD & BRIDGE MAINT	04/23/2018		180054	687,053.25	6,029.20-	LINE ITEM TRANSFER	SH
2018 021-621-335	ROAD & BRIDGE MAINT	05/14/2018		180062	681,024.05	112,161.34-	TRANSFER FEMA FUNDS 804 TO	KE
2018 021-621-335	ROAD & BRIDGE MAINT	06/26/2018		180089	793,185.39	2,000.00-	LINE ITEM TRANSFERS	SH
2018 021-621-335	ROAD & BRIDGE MAINT	07/11/2018		180106	791,185.39	2,000.00-	LINE ITEM TRANS	MK
2018 021-621-335	ROAD & BRIDGE MAINT	08/09/2018		180130	788,885.39	300.00-	LINE ITEM TRANSFER	MK
2018 021-621-335	ROAD & BRIDGE MAINT	09/05/2018		180148	808,885.39	300.00-	LINE ITEM TRANSFER	MK
2018 021-621-344	SHOP SUPPLIES & TO	09/05/2018		180106	6,000.00	200.00	LINE ITEM TRANSFERS	MK
2018 021-621-442	WATER	07/11/2018		180106	6,000.00	2,000.00	LINE ITEM TRANS	MK
2018 021-621-451	REPAIR & MAINT.-WA	08/09/2018		180129	30,000.00	2,000.00-	LINE ITEM TRANS	MK
2018 021-621-456	TIRES & TUBES	07/11/2018		180106	12,000.00	10,000.00	LINE ITEM TRANS	MK
2018 021-621-461	MACHINERY RENTAL	04/23/2018		180054	12,000.00	20,000.00-	LINE ITEM TRANSFER	SH
2018 021-621-495	MISCELLANEOUS EXPE	03/07/2018		180037	13,706.75	1,206.75	INCREASE REV AND EXPENSE	SH
2018 021-621-495	MISCELLANEOUS EXPE	08/09/2018		180130	12,500.00	10,000.00-	LINE ITEM TRANS	MK
2018 021-621-571	EQUIPMENT PURCHASE	04/04/2018		180047	40,000.00	64,126.00	INCREASE REV/EXP PROCEEDS F	SH
2018 021-621-571	EQUIPMENT PURCHASE	04/23/2018		180053	64,126.00	24,126.00	INCREASE FROM RESERVE TO PU	SH
2018 021-621-571	EQUIPMENT PURCHASE	06/26/2018		180089	94,126.00	2,000.00	LINE ITEM TRANSFER	KE
				TOTAL AMENDMENTS	21,000.00	318,518.14		
2018 021-700-804	TRANSFER TO VAN TO	04/23/2018		180054	6,029.20	6,029.20	LINE ITEM TRANSFER	SH
				TOTAL AMENDMENTS	150,000.00-	150,000.00-	DONATION-HEBRON MINISTRIES, KE	
2018 022-367-000	DONATIONS - GENERA	05/30/2018		180069	150,000.00-	150,000.00-	DONATION-HEBRON MINISTRIES, KE	
				TOTAL AMENDMENTS	308,550.00-	308,550.00-	AMEND FY2018 BUDGET FOR ROA KE	
2018 022-370-100	ROAD DAMAGE PAYMEN	11/16/2017		180014	308,550.00-	56,800.00-	TO INCREASE REV & EXP MK	
2018 022-370-100	ROAD DAMAGE PAYMEN	07/25/2018		180112	308,550.00-	365,350.00-	TO INCREASE REV & EXP MK	
				TOTAL AMENDMENTS	1,206.75-	1,206.75-	INCREASE REV AND EXPENSE SH	
2018 022-380-300	GRANT REV 2016 DIS	03/07/2018		180037	1,206.75-	1,206.75-	INCREASE REV AND EXPENSE SH	
				TOTAL AMENDMENTS	2,406.51-	2,406.51-	TRANSFER FUNDS FROM FEMA FU SH	
2018 022-390-804	TRN FROM VAN TORNA	12/14/2017		180023	2,406.51-	2,406.51-	TRANSFER FUNDS FROM FEMA FU SH	
				TOTAL AMENDMENTS	1,364,550.00	308,550.00	AMEND FY2018 BUDGET FOR ROA KE	
2018 022-622-335	ROAD & BRIDGE MAINT	11/16/2017		180014	1,056,000.00	20,000.00-	PROVIDE FUNDS FOR REPAIR ON SH	
2018 022-622-335	ROAD & BRIDGE MAINT	01/10/2018		180026	1,364,550.00	5,000.00-	LINE ITEM TRANSFER RECLAIM SH	
2018 022-622-335	ROAD & BRIDGE MAINT	02/28/2018		180035	1,344,550.00	2,027.00-	LINE ITEM TRANSFER FOR ADDI SH	
2018 022-622-335	ROAD & BRIDGE MAINT	03/07/2018		180038	1,337,523.00	5,000.00-	TO COVER EXPENSES KE	
2018 022-622-335	ROAD & BRIDGE MAINT	05/02/2018		180058	1,337,523.00	150,000.00	DONATION-HEBRON MINISTRIES, KE	
2018 022-622-335	ROAD & BRIDGE MAINT	05/30/2018		180069	1,332,523.00	150,000.00	DONATION-HEBRON MINISTRIES, KE	

ACCOUNT NUMBER	ACCOUNT NAME	DATE	AMDMT NUMBER	OLD BUDGET AMOUNT	AMENDED BUDGET AMOUNT	AMOUNT OF CHANGE	DESCRIPTION	CLK
2018 022-622-335	ROAD & BRIDGE WASTE	05/31/2018	180072	1,482,523.00	1,490,638.79	8,115.79	LINE ITEM TRANSFER TO COVER MACHINERY RENTAL E	KE
2018 022-622-335	ROAD & BRIDGE WASTE	06/27/2018	180077	1,480,638.79	1,484,638.79	4,000.00	LINE ITEM TRANSFER	KE
2018 022-622-335	ROAD & BRIDGE WASTE	07/11/2018	180107	1,481,638.79	1,474,638.79	7,000.00	TO INCREASE REV & EXP	MK
2018 022-622-335	ROAD & BRIDGE WASTE	10/04/2017	180112	1,474,638.79	1,531,438.79	56,800.00	INCREASE THE BUDGET	KE
2018 022-622-336	FEMA VAN TORNADO	12/14/2017	180023	113,750.22	113,750.22	0.00	TRANSFER FUNDS FROM FEMA FU	KE
2018 022-622-336	FEMA VAN TORNADO	03/31/2018	180072	116,156.73	115,156.73	2,406.51	LINE ITEM TRANSFER	KE
2018 022-622-336	FEMA VAN TORNADO	10/04/2017	180007	83,610.67	83,610.67	0.00	INCREASE THE BUDGET	KE
2018 022-622-337	FEMA DEC 2015 STOR	05/31/2018	180093	3,500.00	78,162.41	74,662.41	LINE ITEM TRANSFER	KE
2018 022-622-340	SHOP SUPPLIES & TO	06/27/2018	180026	20,000.00	40,000.00	20,000.00	LINE ITEM TRANSFER	SH
2018 022-622-451	REPAIR & MAINT.	01/10/2018	180035	40,000.00	45,000.00	5,000.00	LINE ITEM TRANSFER FOR REPAIR ON	SH
2018 022-622-451	REPAIR & MAINT.	02/28/2018	180058	45,000.00	50,000.00	5,000.00	TO COVER EXPENSES	KE
2018 022-622-451	REPAIR & MAINT.	05/02/2018	180107	50,000.00	7,000.00	7,000.00	LINE ITEM TRANSFER	MK
2018 022-622-451	REPAIR & MAINT.	07/11/2018	180077	6,000.00	6,000.00	0.00	TO COVER MACHINERY RENTAL E	KE
2018 022-622-495	MISCELLANEOUS EXPE	03/07/2018	180037	1,000.00	1,206.75	206.75	INCREASE REV AND EXPENSE	SH
2018 022-622-495	EQUIPMENT PURCHASE	03/07/2018	180038	78,000.00	80,027.00	2,027.00	LINE ITEM TRANSFER FOR ADDI	SH
EXPENDITURES - R & B PCT.2			TOTAL AMENDMENTS	24	80,027.00	716,324.15		
2018 023-367-000	DONATIONS - GENERA	04/04/2018	180043	14,000.00	14,000.00	0.00	INCREASE REVENUE/EXPENSE -	SH
2018 023-367-000	DONATIONS - GENERA	09/05/2018	180145	18,500.00	18,500.00	0.00	INCREASE REV & EXP	MK
2018 023-367-000	DONATIONS - GENERA	09/05/2018	TOTAL AMENDMENTS	2	18,500.00	18,500.00		
2018 023-370-100	ROAD DAMAGE PAYMEN	09/07/2018	TOTAL AMENDMENTS	1	8,000.00	8,000.00	INCREASE REV & EXP	MK
2018 023-380-200	FINANCING ISSURANC	03/07/2018	180036	157,900.00	157,900.00	0.00	INCREASE REV AND EXP TO PUR	SH
2018 023-380-300	GRANT REV 2016 DIS	03/07/2018	180037	1,206.75	1,206.75	0.00	INCREASE REV AND EXPENSE	SH
2018 023-380-300	GRANT REV 2016 DIS	03/07/2018	TOTAL AMENDMENTS	2	159,106.75	159,106.75		
2018 023-623-330	FUEL & LUBRICANTS	08/09/2018	180131	60,000.00	70,000.00	10,000.00	LINE ITEM TRANS	MK
2018 023-623-335	ROAD & BRIDGE WASTE	04/04/2018	180043	774,000.00	774,000.00	0.00	INCREASE REVENUE/EXPENSE -	SH
2018 023-623-335	ROAD & BRIDGE WASTE	06/27/2018	180094	773,000.00	773,000.00	0.00	LINE ITEM TRANSFER	MK
2018 023-623-335	ROAD & BRIDGE WASTE	09/05/2018	180145	773,000.00	777,500.00	4,500.00	INCREASE REV & EXP	MK
2018 023-623-335	ROAD & BRIDGE WASTE	09/07/2018	180146	777,500.00	785,500.00	8,000.00	INCREASE REV & EXP	MK
2018 023-623-402	CONTRACT SERVICES	04/18/2018	180051	3,500.00	3,500.00	0.00	LINE ITEM TRANSFER	SH
2018 023-623-456	TIRES & TUBES	08/09/2018	180131	18,500.00	13,500.00	5,000.00	LINE ITEM TRANS	MK
2018 023-623-461	MACHINERY RENTAL	05/10/2018	180061	10,000.00	30,000.00	20,000.00	PROVIDE FUNDS FOR MOTOR GRA	SH
2018 023-623-461	MACHINERY RENTAL	08/09/2018	180131	25,000.00	25,000.00	0.00	LINE ITEM TRANS	MK
2018 023-623-461	MACHINERY RENTAL	08/22/2018	180139	25,000.00	24,500.00	500.00	LINE ITEM TRANSFER	SH
2018 023-623-461	MISCELLANEOUS EXPE	03/07/2018	180037	3,000.00	5,000.00	2,000.00	INCREASE REV AND EXPENSE	MK
2018 023-623-495	MISCELLANEOUS EXPE	06/27/2018	180094	4,206.75	4,206.75	0.00	LINE ITEM TRANSFER	MK
2018 023-623-495	MISCELLANEOUS EXPE	08/22/2018	180139	5,206.75	5,206.75	0.00	LINE ITEM TRANSFER	MK
2018 023-623-571	EQUIPMENT PURCHASE	03/07/2018	180036	50,000.00	207,900.00	157,900.00	INCREASE REV AND EXP TO PUR	SH
2018 023-623-571	EQUIPMENT PURCHASE	04/18/2018	180051	207,900.00	204,400.00	3,500.00	LINE ITEM TRANSFER	SH
EXPENDITURES - R & B PCT.3			TOTAL AMENDMENTS	15	205,606.75	205,606.75		
2018 024-364-100	SALE OF PROPERTY	06/27/2018	TOTAL AMENDMENTS	1	20,010.00	20,010.00	INCREASE REV & EXP	MK
2018 024-380-200	FINANCING ISSURANC	11/02/2017	180013	109,088.00	109,088.00	0.00	INCREASE R&B PCT 4 FY 2018	FT
2018 024-380-300	GRANT REV 2016 DIS	03/07/2018	180037	1,206.75	1,206.75	0.00	INCREASE REV AND EXPENSE	SH
2018 024-380-300	GRANT REV 2016 DIS	03/07/2018	TOTAL AMENDMENTS	2	110,294.75	110,294.75		

ACCOUNT NUMBER	ACCOUNT NAME	DATE	AMOUNT	OLD BUDGET AMOUNT	AMOUNT OF CHANGE	DESCRIPTION	CLK
2018 024-390-804	TRN FROM VAN TORNA	12/14/2017	180022	0.00	7,121.25-	TRANSFER FUNDS FROM FEMA FU	SH
2018 024-390-806	TRN FROM APR 2016 S	12/14/2017	180022	0.00	285,635.94-	TRANSFER FUNDS FROM FEMA FU	SH
2018 024-390-806	TRN FROM APR 2016 S	06/27/2018	180097	285,635.94-	7,163.76-	INCREASE REV/EXP PW #200	MK
2018 024-390-806	TRN FROM APR 2016 S	06/27/2018	180098	292,799.70-	7,939.05-	INCREASE REV/EXP PW #191	MK
	TOTAL AMENDMENTS		4	TOTAL	300,860.00-		

2018 024-624-103	SALARIES - EMPLOYE	05/02/2018	180059	236,555.00	228,555.00	TO COVER EXPENSES	KE
2018 024-624-107	SALARIES-EXTRA HEL	05/02/2018	180059	0.00	8,000.00-	TO COVER EXPENSES	KE
2018 024-624-335	ROAD & BRIDGE WATE	11/02/2017	180012	250,000.00	248,400.00	LINE ITEM TRANSFERS	FT
2018 024-624-335	ROAD & BRIDGE WATE	11/02/2017	180012	248,400.00	1,600.00-	LINE ITEM TRANSFERS	FT
2018 024-624-335	ROAD & BRIDGE WATE	05/30/2018	180068	221,950.00	450.00-	TO COVER EQUIP. PURCHASE	KE
2018 024-624-335	ROAD & BRIDGE WATE	06/27/2018	180095	221,950.00	26,000.00-	INCREASE REV & EXP	MK
2018 024-624-335	ROAD & BRIDGE WATE	06/27/2018	180097	241,960.00	20,010.00-	INCREASE REV/EXP PW# 200	MK
2018 024-624-335	ROAD & BRIDGE WATE	06/27/2018	180098	249,123.76	7,163.76	INCREASE REV/EXP PW #191	MK
2018 024-624-335	ROAD & BRIDGE WATE	06/27/2018	180108	249,062.81	1,000.00-	LINE ITEM TRANSFER	MK
2018 024-624-335	ROAD & BRIDGE WATE	08/09/2018	180132	249,062.81	6,600.00-	LINE ITEM TRANSFER	MK
2018 024-624-335	ROAD & BRIDGE WATE	07/11/2018	180132	242,462.81	7,121.25	TRANSFER FUNDS FROM FEMA FU	SH
2018 024-624-336	FEMA VAN TORNADO -	12/14/2017	180113	55,921.25	5,870.39-	TRANSFER FUNDS FROM FEMA FU	SH
2018 024-624-336	FEMA VAN TORNADO -	12/14/2017	180113	50,050.86	5,870.39-	TRANSFER FUNDS FROM FEMA FU	SH
2018 024-624-338	FEMA APR 2016 STOR	07/25/2018	180113	285,635.94	6,129.61-	LINE ITEM TRANSFERS	MK
2018 024-624-338	FEMA APR 2016 STOR	12/14/2017	180113	285,635.94	279,506.33	LINE ITEM TRANSFERS	FT
2018 024-624-339	UNIFORMS	11/02/2017	180076	4,250.00	1,000.00-	TO COVER TRAINING EXPENSES	KE
2018 024-624-339	UNIFORMS	07/25/2018	180076	4,250.00	3,250.00	TO COVER TRAINING EXPENSES	KE
2018 024-624-427	SHOP SUPPLIES & TO	05/31/2018	180076	1,900.00	2,900.00-	LINE ITEM TRANSFERS	FT
2018 024-624-427	SHOP SUPPLIES & TO	05/31/2018	180076	1,900.00	2,900.00-	LINE ITEM TRANSFERS	FT
2018 024-624-483	BONDING	11/02/2017	180012	2,400.00	4,000.00	INCREASE REV AND EXPENSE	SH
2018 024-624-495	MISCELLANEOUS EXPE	03/07/2018	180037	4,000.00	1,206.75	LINE ITEM TRANSFER	MK
2018 024-624-495	MISCELLANEOUS EXPE	07/11/2018	180108	5,206.75	6,206.75	TO COVER EQUIP. PURCHASE	KE
2018 024-624-495	MISCELLANEOUS EXPE	05/30/2018	180068	26,000.00	26,000.00	LINE ITEM TRANSFERS	MK
2018 024-624-571	EQUIPMENT PURCHASE	07/25/2018	180113	26,000.00	12,000.00	INCREASE REV & EXP	MK
2018 024-624-589	EQUIPMENT PAYMENTS	11/02/2017	180013	0.00	22,825.00	INCREASE REV P&B PCT 4 FY 2018	FT
2018 024-624-589	EQUIPMENT PAYMENTS	08/09/2018	180132	22,825.00	6,600.00	LINE ITEM TRANS	MK
	TOTAL AMENDMENTS		25	TOTAL	344,901.75		

2018 040-371-100	OTHER MISC. REVENU	06/13/2018	180087	0.00	1,200.00-	INCREASE REV & EXP	MK
	TOTAL AMENDMENTS		1	TOTAL	1,200.00-		

2018 040-440-495	MISCELLANEOUS	06/13/2018	180087	0.00	1,200.00	INCREASE REV & EXP	MK
2018 040-440-495	MISCELLANEOUS	07/25/2018	180114	1,200.00	4,200.00	LINE ITEM TRANSFER	MK
2018 040-440-590	LAW BOOKS & PERIOD	07/25/2018	180114	35,000.00	32,000.00	LINE ITEM TRANSFER	MK
	TOTAL AMENDMENTS		3	TOTAL	1,200.00		

2018 042-367-202	FAMILY PLACE GRANT	04/23/2018	180056	0.00	6,000.00-	SET UP LIBRARY PLACE GRANT	SH
	TOTAL AMENDMENTS		1	TOTAL	6,000.00-		

2018 042-650-310	OFFICE SUPPLIES	06/13/2018	180084	2,000.00	1,950.00	LINE ITEM TRANSFER	MK
2018 042-650-310	OFFICE SUPPLIES	08/09/2018	180133	1,950.00	1,929.13	LINE ITEM TRANS	MK
2018 042-650-318	LIBRARY SUPPLIES	08/09/2018	180133	1,200.00	20.87	LINE ITEM TRANS	MK
2018 042-650-450	WEB BASED LIBRARY	07/11/2018	180109	1,880.00	1,909.00	LINE ITEM TRANSFER	MK
2018 042-650-495	MISCELLANEOUS	07/11/2018	180109	50.00	29.00-	LINE ITEM TRANSFER	MK
2018 042-650-572	OFFICE EQUIPMENT	06/13/2018	180084	1,050.00	1,100.00	LINE ITEM TRANSFER	MK
	TOTAL AMENDMENTS		6	TOTAL	1,100.00		

2018 042-651-571	FAMILY PLACE GRANT	04/23/2018	180056	0.00	6,000.00	SET UP LIBRARY PLACE GRANT	SH
	TOTAL AMENDMENTS		1	TOTAL	6,000.00		

2018 042-651-571	FAMILY PLACE GRANT	04/23/2018	180056	0.00	6,000.00	SET UP LIBRARY PLACE GRANT	SH
	TOTAL AMENDMENTS		1	TOTAL	6,000.00		

2018 042-651-571	FAMILY PLACE GRANT	04/23/2018	180056	0.00	6,000.00	SET UP LIBRARY PLACE GRANT	SH
	TOTAL AMENDMENTS		1	TOTAL	6,000.00		

REPORT OF GENERAL LEDGER AMENDMENTS

ACCOUNT NUMBER	ACCOUNT NAME	DATE	AMDMT NUMBER	OLD BUDGET AMOUNT	AMENDED BUDGET AMOUNT	AMOUNT OF CHANGE	DESCRIPTION	CLK
2018 052-450-427	TRAINING	02/21/2018	180032	500.00	00	500.00-	LINE ITEM TRANSFER	SH
2018 052-450-427	TRAINING	04/04/2018	180042	00	577.73	577.73	INCREASE TRAINING FROM FUND	SH
2018 052-450-572	OFFICE EQUIPMENT	02/21/2018	180032	1,500.00	2,000.00	500.00	LINE ITEM TRANSFER	SH
2018 052-450-572	OFFICE EQUIPMENT	06/13/2018	180080	2,000.00	4,000.00	2,000.00	INCREASE LINE ITEM	MK
	TOTAL AMENDMENTS			4	2,577.73	2,577.73		
2018 053-410-485	CHILD'S ADVOCACY CE	02/08/2018	180029	10,000.00	30,000.00	20,000.00	LINE ITEM TRANSFER	KE
2018 053-410-486	ECONOMIC DEVELOPME	02/08/2018	180029	40,000.00	20,000.00	20,000.00-	LINE ITEM TRANSFER	KE
	TOTAL AMENDMENTS			2	00	00		
2018 055-333-119	CHAPTER 19 SALARY	06/13/2018	180086	00	623.37-	623.37-	INCREASE REV & EXP	MK
	TOTAL AMENDMENTS			1	623.37	623.37		
2018 055-404-107	SALARIES-EXTRA HEL	06/13/2018	180086	00	623.37	623.37	INCREASE REV & EXP	MK
	TOTAL AMENDMENTS			1	623.37	623.37		
2018 056-409-495	MISCELLANEOUS EXPE	11/02/2017	180011	00	3,100.00	3,100.00	INCREASE COUNTY RECORDS FND	PT
	TOTAL AMENDMENTS			1	3,100.00	3,100.00		
2018 059-403-407	MICROFILMING/IMAGI	06/13/2018	180083	50,000.00	49,900.00	100.00-	LINE ITEM TRANSFER	MK
2018 059-403-407	MICROFILMING/IMAGI	08/09/2018	180122	49,900.00	339,900.00	290,000.00	INCREASE TO COVER ARCHTVAL	MK
2018 059-403-495	MISCELLANEOUS EXPE	06/13/2018	180083	00	100.00	100.00	LINE ITEM TRANSFER	MK
	TOTAL AMENDMENTS			3	290,000.00	290,000.00		
2018 061-700-021	TRANSFER TO RB#1	04/23/2018	180057	00	171.63	171.63	CLOSE FUNDS	SH
	TOTAL AMENDMENTS			1	171.63	171.63		
2018 075-700-010	TRANSFER TO GENERA	04/23/2018	180057	00	118.09	118.09	CLOSE FUNDS	SH
	TOTAL AMENDMENTS			1	118.09	118.09		
2018 084-700-010	TRANSFER TO GENERA	04/23/2018	180057	00	24.23	24.23	CLOSE FUNDS	SH
	TOTAL AMENDMENTS			1	24.23	24.23		
2018 085-360-100	INTEREST	08/09/2018	180137	2,500.00-	2,800.00-	300.00-	INCREASE REV & EXP DEBT SER	MK
	TOTAL AMENDMENTS			1	300.00-	300.00-		
2018 085-680-690	DEBT SERVICE FEES	08/09/2018	180137	00	300.00	300.00	INCREASE REV & EXP DEBT SER	MK
	TOTAL AMENDMENTS			1	300.00	300.00		
2018 087-645-310	OFFICE SUPPLIES	09/05/2018	180149	500.00	400.00	100.00-	LINE ITEM TRANSFER	MK
2018 087-645-481	SUBSCRIPTIONS/DUES	09/05/2018	180149	300.00	400.00	100.00	LINE ITEM TRANSFER	MK
	TOTAL AMENDMENTS			2	00	00		
2018 131-512-103	SALARIES - EMPLOYE	02/08/2018	180027	974,649.30	1,043,730.30	69,081.00	INCREASE THE BUDGET	KE
2018 131-512-201	SOCIAL SECURITY TA	02/08/2018	180027	76,251.00	81,536.00	5,285.00	INCREASE THE BUDGET	KE
2018 131-512-203	RETIREMENT CONTRIB	02/08/2018	180027	79,145.00	84,630.00	5,485.00	INCREASE THE BUDGET	KE
2018 131-512-204	WORKERS COMPENSATI	02/08/2018	180027	44,058.00	47,280.00	3,222.00	INCREASE THE BUDGET	KE
2018 131-512-206	UNEMPLOYMENT INSUR	02/08/2018	180027	10,530.00	11,276.00	746.00	INCREASE THE BUDGET	SH
2018 131-512-310	OFFICE SUPPLIES -	05/14/2018	180064	7,000.00	7,215.03	215.03	LINE ITEM TRANSFER	MK
2018 131-512-334	OTHER JAIL SUPPLIE	07/11/2018	180110	2,500.00	1,700.00	800.00-	LINE ITEM TRANS	MK
2018 131-512-334	OTHER JAIL SUPPLIE	08/09/2018	180134	1,700.00	1,850.00	150.00	LINE ITEM TRANS	MK
2018 131-512-402	CONTRACT SERVICES	07/11/2018	180111	150,000.00	151,769.50	1,769.50	LINE ITEM TRANSFER	MK
2018 131-512-427	TRAINING	07/11/2018	180111	5,000.00	3,230.50	1,769.50-	LINE ITEM TRANSFER	MK
2018 131-512-427	TRAINING	08/09/2018	180134	3,230.50	3,080.50	150.00-	LINE ITEM TRANS	MK
2018 131-512-427	TRAINING	08/22/2018	180140	3,080.50	2,580.50	500.00-	LINE ITEM TRANSFER	MK

REPORT OF GENERAL LEDGER AMENDMENTS

ACCOUNT NUMBER	ACCOUNT NAME	DATE	AMDMT NUMBER	OLD BUDGET AMOUNT	AMENDED BUDGET AMOUNT	AMOUNT OF CHANGE	DESCRIPTION	CLK
2018 131-512-495	MISCELLANEOUS	05/14/2018	180064	1,500.00	1,284.97	215.03-	LINE ITEM TRANSFER	SH
2018 131-512-495	MISCELLANEOUS	07/11/2018	180110	1,284.97	2,084.97	800.00	LINE ITEM TRANSFER	MK
2018 131-512-495	MISCELLANEOUS	08/22/2018	180140	2,084.97	2,584.97	500.00	LINE ITEM TRANSFER	MK
EXPENDITURES - VZC JAIL				TOTAL AMENDMENTS	TOTAL CHANGES	83,819.00		
2018 132-352-400	GRANT PROCEEDS	11/30/2017	180016	.00	69,350.00-	69,350.00-	ESTABLISH BUDGETS FOR BODY	KE
2018 132-352-400	GRANT PROCEEDS	12/14/2017	180020	69,350.00-	97,860.06-	28,510.06-	ESTABLISH BUDGET FOR THERMA	SH
2018 132-352-400	GRANT PROCEEDS	06/13/2018	180085	97,860.06-	155,537.28-	57,677.22-	INCREASE FROM GRANT	MK
TOTAL AMENDMENTS				TOTAL CHANGES	155,537.28-			
2018 132-367-000	GENERAL DONATION V	11/02/2017	180010	.00	3,800.00-	3,800.00-	INCREASE SHERIFF BUDGET FOR	FT
2018 132-367-000	GENERAL DONATION V	11/30/2017	180017	3,800.00-	7,600.00-	3,800.00-	INCREASE BUDGET FOR K-9 DON	KE
2018 132-367-000	GENERAL DONATION V	11/30/2017	180017	7,600.00-	3,800.00-	3,800.00-	VOID B/A #17 - DUPLICATE OF	SH
TOTAL AMENDMENTS				TOTAL CHANGES	3,800.00-			
2018 132-370-104	INSURANCE PROCEEDS	04/04/2018	180045	.00	2,112.40-	2,112.40-	INCREASE REVENUE/EXPENSE TA	SH
2018 132-370-104	INSURANCE PROCEEDS	09/05/2018	180147	2,112.40-	3,265.60-	1,153.20-	INCREASE REV & EXP	MK
TOTAL AMENDMENTS				TOTAL CHANGES	3,265.60-			
2018 132-380-200	FINANCING ISSURANC	12/13/2017	180019	150,000.00-	543,902.85-	393,902.85-	ESTABLISH ADD. BUDGET-VEHIC	KE
TOTAL AMENDMENTS				TOTAL CHANGES	1			
2018 132-560-103	SALARIES - EMPLOYE	02/08/2018	180027	1,400,000.00	1,431,329.00	31,885.00	INCREASE THE BUDGET	KE
2018 132-560-201	SOCIAL SECURITY TA	02/08/2018	180027	103,890.00	106,382.00	2,439.00	INCREASE THE BUDGET	KE
2018 132-560-203	RETIREMENT CONTRIB	02/08/2018	180027	107,850.00	110,382.00	2,532.00	INCREASE THE BUDGET	KE
2018 132-560-204	WORKERS COMPENSATI	02/08/2018	180027	54,020.00	55,520.00	1,487.00	INCREASE THE BUDGET	KE
2018 132-560-206	UNEMPLOYMENT INSUR	02/08/2018	180027	13,885.00	14,230.00	345.00	INCREASE THE BUDGET	KE
2018 132-560-310	OFFICE SUPPLIES	08/09/2018	180135	8,100.00	11,100.00	3,000.00-	LINE ITEM TRANS	MK
2018 132-560-330	FUEL/LUBRICANTS	08/09/2018	180135	130,000.00	127,000.00	3,000.00-	LINE ITEM TRANS	MK
2018 132-560-337	LAW ENFORCEMENT SU	11/02/2017	180013	10,000.00	13,800.00	3,800.00	INCREASE SHERIFF BUDGET FOR	FT
2018 132-560-337	LAW ENFORCEMENT SU	11/30/2017	180017	17,600.00	17,600.00	3,800.00-	INCREASE BUDGET FOR K-9 DON	KE
2018 132-560-337	LAW ENFORCEMENT SU	04/04/2018	180017	17,600.00	13,800.00	3,800.00-	VOID B/A #17 - DUPLICATE OF	SH
2018 132-560-416	AUTOPSIES & FORENS	05/02/2018	180046	2,500.00	5,000.00	2,500.00	INCREASE REVENUE/EXPENSE TA	SH
2018 132-560-416	AUTOPSIES & FORENS	09/05/2018	180045	5,000.00	62,112.40	2,112.40	INCREASE REV & EXP	KE
2018 132-560-454	AUTOMOTIVE MAINTEN	09/05/2018	180147	62,112.40	63,265.60	1,153.20	INCREASE REV & EXP	KE
2018 132-560-454	AUTOMOTIVE MAINTEN	05/02/2018	180046	5,000.00	2,000.00	3,000.00-	TO COVER EXPENSES	SH
2018 132-560-455	REPAIR & MAINT - F	04/04/2018	180046	24,000.00	21,500.00	2,500.00-	LINE ITEM TRANSFER	SH
2018 132-560-456	TIRES & TYERS	06/04/2018	180079	5,000.00	10,000.00	5,000.00-	LINE ITEM TRANSFER	SH
2018 132-560-458	RADIO REPAIR	06/04/2018	180079	10,750.00	5,750.00	5,000.00-	LINE ITEM TRANSFER	SH
2018 132-560-495	MISCELLANEOUS	11/30/2017	180016	5,000.00	74,350.00	69,350.00-	ESTABLISH BUDGETS FOR BODY	KE
2018 132-560-571	EQUIPMENT PURCHASE	12/14/2017	180020	74,350.00	102,860.06	28,510.06	ESTABLISH BUDGET FOR THERMA	SH
2018 132-560-571	EQUIPMENT PURCHASE	06/13/2018	180085	102,860.06	143,460.81	40,600.75	LINE ITEM TRANSFER TO OUTFI	MK
2018 132-560-575	SHERIFF'S AUTO PUR	12/13/2017	180019	150,000.00	543,902.85	393,902.85	INCREASE FROM GRANT	KE
2018 132-560-588	INTEREST ON DEBT P	07/25/2018	180041	14,448.37	11,847.62	2,600.75-	ESTABLISH ADD. BUDGET-VEHIC	KE
2018 132-560-588	INTEREST ON DEBT P	04/04/2018	180041	11,847.62	10,209.62	1,638.00-	LINE ITEM TRANSFER TO OUTFI	MK
2018 132-560-589	EQUIPMENT PAYMENTS	04/04/2018	180041	130,581.86	92,581.86	38,000.00-	LINE ITEM TRANSFER	SH
2018 132-560-589	EQUIPMENT PAYMENTS	07/25/2018	180115	92,581.86	94,219.86	1,638.00	LINE ITEM TRANSFER	MK
EXPENDITURES - SHERIFF OFFICE				TOTAL AMENDMENTS	TOTAL CHANGES	595,193.73		
2018 261-700-021	TRANSFER TO R&B #1	04/23/2018	180057	.00	7.84	7.84	CLOSE FUNDS	SH
TOTAL AMENDMENTS				TOTAL CHANGES	1			
2018 540-344-101	PRE TRIAL FEES	10/04/2017	180001	.00	48,391.00-	48,391.00-	RECORD BUDGET FIGURES	KE

REPORT OF GENERAL LEDGER AMENDMENTS

ACCOUNT NUMBER	ACCOUNT NAME	DATE	AMOUNT	OLD BUDGET AMOUNT	AMOUNT OF CHANGE	DESCRIPTION	CLK
2018 540-344-104	DRUG TESTING	10/04/2017	180001	0.00	1,000.00-	RECORD BUDGET FIGURES	KE
2018 540-344-105	GPS/ELM	10/04/2017	180001	0.00	13,000.00-	RECORD BUDGET FIGURES	KE
	TOTAL AMENDMENTS		TOTAL	3	TOTAL CHANGES		
2018 540-570-103	SALARIES - EMPLOYEE	10/04/2017	180001	0.00	22,525.00	RECORD BUDGET FIGURES	KE
2018 540-570-107	SALARIES - EXTRA H	10/04/2017	180001	0.00	3,623.00	RECORD BUDGET FIGURES	KE
2018 540-570-201	SOCIAL SECURITY TA	10/04/2017	180001	0.00	2,000.00	RECORD BUDGET FIGURES	KE
2018 540-570-202	GROUP INSURANCE	10/04/2017	180001	0.00	7,000.00	RECORD BUDGET FIGURES	KE
2018 540-570-203	RETIREMENT CONTRIB	10/04/2017	180001	0.00	2,029.00	RECORD BUDGET FIGURES	KE
2018 540-570-206	UNEMPLOYMENT INSUR	10/04/2017	180001	0.00	282.00	RECORD BUDGET FIGURES	KE
2018 540-570-310	SUPPLIES	10/04/2017	180001	0.00	6,102.00	RECORD BUDGET FIGURES	KE
2018 540-570-408	CONTRACT SERVICES	10/04/2017	180001	0.00	18,830.00	RECORD BUDGET FIGURES	KE
	TOTAL AMENDMENTS		TOTAL	8	TOTAL CHANGES		
2018 541-333-101	STATE AID - SUPERV	10/04/2017	180006	0.00	149,381.00-	RECORD BUDGET FIGURES	KE
2018 541-333-107	SAFEP PAYMENTS	10/04/2017	180006	0.00	2,500.00-	RECORD BUDGET FIGURES	KE
	TOTAL AMENDMENTS		TOTAL	2	TOTAL CHANGES		
2018 541-344-100	PROBATION FEES	10/04/2017	180006	0.00	395,208.00-	RECORD BUDGET FIGURES	KE
2018 541-344-104	DRUG TESTING	10/04/2017	180006	0.00	21,000.00-	RECORD BUDGET FIGURES	KE
2018 541-344-105	GLOBAL POSITIONING	07/27/2018	180006	0.00	22,000.00-	CARRY OVER FROM PREVIOUS	FI
2018 541-344-105	GLOBAL POSITIONING	10/04/2017	180121	0.00	2,880.00-	RECORD BUDGET FIGURES	KE
2018 541-344-110	POLYGRAPH FEE	10/04/2017	180006	0.00	1,700.00-	CARRY OVER FROM PREVIOUS	FI
	TOTAL AMENDMENTS		TOTAL	6	TOTAL CHANGES		
2018 541-360-100	DEPOSITORY INTERES	10/04/2017	190006	0.00	150.00-	RECORD BUDGET FIGURES	KE
	TOTAL AMENDMENTS		TOTAL	1	TOTAL CHANGES		
2018 541-570-102	SALARY-CHIEF PROBA	10/04/2017	180006	0.00	82,800.00	RECORD BUDGET FIGURES	KE
2018 541-570-103	SALARIES - EMPLOYE	10/04/2017	180006	0.00	296,538.00	RECORD BUDGET FIGURES	KE
2018 541-570-103	SALARIES - EMPLOYE	07/27/2018	180121	0.00	396,538.00	CARRY OVER FROM PREVIOUS	FI
2018 541-570-103	SALARIES - EMPLOYE	10/04/2017	180006	0.00	29,019.00	RECORD BUDGET FIGURES	KE
2018 541-570-201	SOCIAL SECURITY TA	07/27/2018	180121	0.00	39,729.00	CARRY OVER FROM PREVIOUS	FI
2018 541-570-203	RETIREMENT CONTRIB	10/04/2017	180006	0.00	29,437.00	RECORD BUDGET FIGURES	KE
2018 541-570-203	RETIREMENT CONTRIB	07/27/2018	180121	0.00	40,301.00	CARRY OVER FROM PREVIOUS	FI
2018 541-570-206	UNEMPLOYMENT INSUR	10/04/2017	180006	0.00	4,097.00	RECORD BUDGET FIGURES	KE
2018 541-570-310	SUPPLIES/OPERATION	10/04/2017	180121	0.00	5,609.00	CARRY OVER FROM PREVIOUS	FI
2018 541-570-310	SUPPLIES/OPERATION	07/27/2018	180121	0.00	18,250.00	RECORD BUDGET FIGURES	KE
2018 541-570-408	CONTRACT SERVICES	10/04/2017	180006	0.00	139,101.00	RECORD BUDGET FIGURES	KE
2018 541-570-408	CONTRACT SERVICES	07/27/2018	180121	0.00	13,855.00	CARRY OVER FROM PREVIOUS	FI
2018 541-570-419	PROFESSIONAL FEES	10/04/2017	180006	0.00	18,825.00	RECORD BUDGET FIGURES	KE
2018 541-570-419	PROFESSIONAL FEES	07/27/2018	180121	0.00	25,121.00	CARRY OVER FROM PREVIOUS	FI
2018 541-570-420	TELEPHONE - UTILIT	10/04/2017	180006	0.00	41,371.00	RECORD BUDGET FIGURES	KE
2018 541-570-420	TELEPHONE - UTILIT	07/27/2018	180121	0.00	3,875.00	CARRY OVER FROM PREVIOUS	FI
2018 541-570-428	TRAVEL	10/04/2017	180006	0.00	3,400.00	RECORD BUDGET FIGURES	KE
2018 541-570-429	FURNISHED TRAVEL	10/04/2017	180121	0.00	8,250.00	CARRY OVER FROM PREVIOUS	FI
2018 541-570-429	FURNISHED TRAVEL	07/27/2018	180006	0.00	20,250.00	RECORD BUDGET FIGURES	KE
2018 541-570-429	EQUIPMENT	10/04/2017	180006	0.00	5,500.00	RECORD BUDGET FIGURES	KE
2018 541-570-572	SUPERVISION	10/04/2017	180006	0.00	15,100.00	RECORD BUDGET FIGURES	KE
2018 541-570-572	SUPERVISION	07/27/2018	180121	0.00	8,100.00	CARRY OVER FROM PREVIOUS	FI
	TOTAL AMENDMENTS		TOTAL	23	TOTAL CHANGES		
2018 541-700-543	TRANSFER TO HIGH R	10/04/2017	180006	0.00	12,516.00	RECORD BUDGET FIGURES	KE

ACCOUNT NUMBER	ACCOUNT NAME	DATE	AMDMT NUMBER	OLD BUDGET AMOUNT	AMENDED BUDGET AMOUNT	AMOUNT OF CHANGE	DESCRIPTION	FI SH
2018 541-700-543	TRANSFER TO HIGH R	07/27/2018	180121	12,516.00	13,696.00	1,180.00	CARRY OVER FROM PREVIOUS	FI SH
2018 541-700-359	TRANSFER TO MENTAL	10/04/2017	180006	34,461.00	34,461.00	0.00	RECORD BUDGET FIGURES	KE
	TOTAL AMENDMENTS		3	TOTAL	48,157.00			
2018 542-344-101	CIVIL REVENUE	10/04/2017	180002	21,143.00	21,143.00	0.00	RECORD BUDGET FIGURES	KE
	TOTAL AMENDMENTS		1	TOTAL	21,143.00			
2018 542-570-103	SALARIES	10/04/2017	180002	6,717.00	6,717.00	0.00	RECORD BUDGET FIGURES	KE
2018 542-570-107	EXTRA HELP	10/04/2017	180002	3,623.00	3,623.00	0.00	RECORD BUDGET FIGURES	KE
2018 542-570-201	SOCIAL SECURITY TA	10/04/2017	180002	7,991.00	7,991.00	0.00	RECORD BUDGET FIGURES	KE
2018 542-570-202	GROUP INSURANCE	10/04/2017	180002	2,581.00	2,581.00	0.00	RECORD BUDGET FIGURES	KE
2018 543-570-203	RETIREMENT CONTRIB	10/04/2017	180002	802.00	802.00	0.00	RECORD BUDGET FIGURES	KE
2018 543-570-206	UNEMPLOYMENT	10/04/2017	180002	112.00	112.00	0.00	RECORD BUDGET FIGURES	KE
2018 542-570-310	OFFICE SUPPLIES	10/04/2017	180002	6,517.00	6,517.00	0.00	RECORD BUDGET FIGURES	KE
	TOTAL AMENDMENTS		7	TOTAL	21,143.00			
2018 543-333-103	STATE AID - SUBSTA	10/04/2017	180004	29,931.00	29,931.00	0.00	RECORD BUDGET FIGURES	KE
	TOTAL AMENDMENTS		1	TOTAL	29,931.00			
2018 543-390-541	TRANSFER FROM SUP	10/04/2017	180004	12,516.00	12,516.00	0.00	RECORD BUDGET FIGURES	KE
2018 543-390-541	TRANSFER FROM SUP	07/27/2018	180120	13,696.00	13,696.00	0.00	INCREASE REVENUE/EXPENSE	SH
	TOTAL AMENDMENTS		2	TOTAL	13,696.00			
2018 543-573-103	SALARIES - EMPLOYE	07/27/2018	180120	36,246.00	36,246.00	0.00	RECORD BUDGET FIGURES	KE
2018 543-573-103	SALARIES - EMPLOYE	10/04/2017	180004	1,014.00	1,014.00	0.00	INCREASE REVENUE/EXPENSE	SH
2018 543-573-201	SOCIAL SECURITY TA	07/27/2018	180120	2,773.00	2,773.00	0.00	RECORD BUDGET FIGURES	SH
2018 543-573-203	SOCIAL SECURITY TA	10/04/2017	180004	77.00	77.00	0.00	INCREASE REVENUE/EXPENSE	SH
2018 543-573-203	RETIREMENT CONTRIB	10/04/2017	180120	2,813.00	2,813.00	0.00	RECORD BUDGET FIGURES	SH
2018 543-573-206	UNEMPLOYMENT INSUR	07/27/2018	180120	78.00	78.00	0.00	INCREASE REVENUE/EXPENSE	SH
2018 543-573-206	UNEMPLOYMENT INSUR	10/04/2017	180120	391.00	391.00	0.00	RECORD BUDGET FIGURES	SH
2018 543-573-419	PROFESSIONAL FEES	07/27/2018	180120	11.00	11.00	0.00	INCREASE REVENUE/EXPENSE	SH
2018 543-573-419	PROFESSIONAL FEES	10/04/2017	180004	224.00	224.00	0.00	RECORD BUDGET FIGURES	SH
	TOTAL AMENDMENTS		9	TOTAL	43,627.00			
2018 544-333-104	STATE AID - OFFEND	10/04/2017	180003	53,330.00	53,330.00	0.00	RECORD BUDGET FIGURES	KE
	TOTAL AMENDMENTS		1	TOTAL	53,330.00			
2018 544-574-103	SALARIES-EMPLOYEES	10/04/2017	180003	45,437.00	45,437.00	0.00	RECORD BUDGET FIGURES	KE
2018 544-574-201	SOCIAL SECURITY TA	10/04/2017	180003	3,476.00	3,476.00	0.00	RECORD BUDGET FIGURES	KE
2018 544-574-203	RETIREMENT CONTRIB	10/04/2017	180003	3,526.00	3,526.00	0.00	RECORD BUDGET FIGURES	KE
2018 544-574-206	UNEMPLOYMENT INSUR	10/04/2017	180003	491.00	491.00	0.00	RECORD BUDGET FIGURES	KE
2018 544-574-419	PROFESSIONAL FEES	10/04/2017	180003	400.00	400.00	0.00	RECORD BUDGET FIGURES	KE
	TOTAL AMENDMENTS		5	TOTAL	53,330.00			
2018 546-390-101	YOUTH COMMON SERVI	04/05/2018	180050	300.00	300.00	0.00	INCREASE REV. AND EXP-MINI	KE
	TOTAL AMENDMENTS		1	TOTAL	300.00			
2018 546-582-102	SALARY EMPLOYEE	11/30/2017	180015	18,298.00	15,604.00	2,694.00	LINE ITEM TRANSFER	KE
2018 546-582-340	YOUTH COMMON SERV	04/05/2018	180050	1,500.00	1,300.00	2,300.00	INCREASE REV. AND EXP-MINI	KE
2018 546-582-427	TRAINING	11/30/2017	180015	4,194.00	2,694.00	2,694.00	LINE ITEM TRANSFER	KE
	TOTAL AMENDMENTS		3	TOTAL	300.00			
2018 546-587-442	WATER	06/26/2018	180088	4,400.00	5,900.00	1,500.00	LINE ITEM TRANSFER	KE
2018 546-587-572	OFFICE EQUIPMENT	06/26/2018	180088	16,000.00	14,500.00	1,500.00	LINE ITEM TRANSFER	KE
	TOTAL AMENDMENTS		2	TOTAL	14,500.00			

REPORT OF GENERAL LEDGER AMENDMENTS

ACCOUNT NUMBER	ACCOUNT NAME	DATE	AMDMT NUMBER	OLD BUDGET AMOUNT	AMENDED BUDGET AMOUNT	AMOUNT OF CHANGE	DESCRIPTION	CLK
2018 547-333-114	GRANT R - ALLOCATI	05/29/2018	TOTAL AMENDMENTS	180066	11,560.00-	11,560.00-	INCREASE THE BUDGET	KE
2018 547-581-412	NON RESIDENTIAL -	05/29/2018	TOTAL AMENDMENTS	180066	11,560.00	11,560.00	INCREASE THE BUDGET	KE
2018 547-581-414	MH COUNSELLING - R	10/11/2017	TOTAL AMENDMENTS	180008	8,390.00	8,390.00	LINE ITEM TRANSFER	KE
2018 547-581-414	MH COUNSELLING - R	10/11/2017	TOTAL AMENDMENTS	180008	6,462.00	1,928.00-	LINE ITEM TRANSFER	KE
2018 547-581-432	PSYCHOLOGICAL -R A	10/11/2017	TOTAL AMENDMENTS	180008	1,928.00	1,928.00	LINE ITEM TRANSFER	KE
2018 549-585-413	MH SCREENING	03/20/2018	TOTAL AMENDMENTS	180039	2,940.00	560.00	LINE ITEM TRANSFERS	KE
2018 549-585-414	MENTAL HEALTH COUN	03/20/2018	TOTAL AMENDMENTS	180039	9,660.00	4,340.00-	LINE ITEM TRANSFERS	KE
2018 549-588-413	MH COUNSELLING	03/20/2018	TOTAL AMENDMENTS	180039	1,470.00	3,780.00	LINE ITEM TRANSFERS	KE
2018 552-333-117	ETCOG REIMBURSEMEN	02/16/2018	TOTAL AMENDMENTS	180031	6,000.00-	1,000.00	REDUCE THE BUDGET	KE
2018 552-582-410	PSYCHOLOGICALS-ETC	02/16/2018	TOTAL AMENDMENTS	180030	6,000.00	1,000.00-	REDUCE THE BUDGET	KE
2018 559-333-103	STATE AID - MENTAL	10/04/2017	TOTAL AMENDMENTS	180005	34,473.00-	34,473.00-	RECORD BUDGET FIGURES	KE
2018 559-390-541	TRANSFER FROM SUPE	10/04/2017	TOTAL AMENDMENTS	180005	34,461.00-	34,461.00-	RECORD BUDGET FIGURES	KE
2018 559-570-103	SALARIES - EMPLOYE	10/04/2017	TOTAL AMENDMENTS	180005	58,953.00	58,953.00	RECORD BUDGET FIGURES	KE
2018 559-570-201	SOCIAL SECURITY	10/04/2017	TOTAL AMENDMENTS	180005	4,510.00	4,510.00	RECORD BUDGET FIGURES	KE
2018 559-570-203	RETIREMENT CONTRIB	10/04/2017	TOTAL AMENDMENTS	180005	4,575.00	4,575.00	RECORD BUDGET FIGURES	KE
2018 559-570-206	UNEMPLOYMENT INSUR	10/04/2017	TOTAL AMENDMENTS	180005	637.00	637.00	RECORD BUDGET FIGURES	KE
2018 559-570-419	PROFESSIONAL FEES	10/04/2017	TOTAL AMENDMENTS	180005	259.00	259.00	RECORD BUDGET FIGURES	KE
2018 567-435-310	OFFICE SUPPLIES	02/21/2018	TOTAL AMENDMENTS	180034	1,200.00	1,200.00	LINE ITEM TRANSFER	SH
2018 567-435-310	OFFICE SUPPLIES	06/27/2018	TOTAL AMENDMENTS	180091	2,400.00	100.00-	LINE ITEM TRANSFER	MK
2018 567-435-402	CONTRACT SERVICES	08/22/2018	TOTAL AMENDMENTS	180141	4,500.00	500.00-	LINE ITEM TRANSFER	MK
2018 567-435-420	TELEPHONE	02/21/2018	TOTAL AMENDMENTS	180034	1,200.00	200.00-	LINE ITEM TRANSFER	SH
2018 567-435-451	REPAIR & MAINT/VEH	08/22/2018	TOTAL AMENDMENTS	180141	2,500.00	500.00	LINE ITEM TRANSFER	MK
2018 567-435-495	MISC	06/27/2018	TOTAL AMENDMENTS	180091	100.00	100.00	LINE ITEM TRANSFER	MK
2018 595-334-200	STATE LEASE ALLOCA	04/04/2018	TOTAL AMENDMENTS	180049	3,500.00-	1,606.69-	PROVIDE AVAILABLE FUNDS FOR SH	SH
2018 595-560-427	TRAINING	04/04/2018	TOTAL AMENDMENTS	180049	5,000.00	10,000.00	PROVIDE AVAILABLE FUNDS FOR SH	SH
2018 602-700-010	TRANSFER TO GENERA	04/23/2018	TOTAL AMENDMENTS	180057	1.00	9.08	CLOSE FUNDS	SH
2018 802-700-010	TRANSFER TO GENERA	04/23/2018	TOTAL AMENDMENTS	180057	1.00	.55	CLOSE FUNDS	SH

REPORT OF GENERAL LEDGER AMENDMENTS

ACCOUNT NUMBER	ACCOUNT NAME	DATE	AMDMT NUMBER	OLD BUDGET AMOUNT	AMENDED BUDGET AMOUNT	AMOUNT OF CHANGE	DESCRIPTION	CLK
2018 803-371-100	OTHER MISCELLANEOU	08/09/2018	180138	1	800.00-	800.00-	INCREASE REV & EXP	MK
			TOTAL AMENDMENTS		800.00-	800.00-		
2018 803-491-310	OFFICE SUPPLIES	08/09/2018	180138	.00	300.00	300.00	INCREASE REV & EXP	MK
2018 803-491-495	MISCELLANEOUS	04/23/2018	180055	.00	2,600.00	2,600.00	INCREASE FROM RESERVE	NO BU
2018 803-491-495	MISCELLANEOUS	08/09/2018	180138	.00	3,100.00	3,100.00	INCREASE REV & EXP	MK
			TOTAL AMENDMENTS	3	TOTAL CHANGES	3,400.00		
2018 804-330-114	DISASTER RELIEF-FE	12/14/2017	180022	.00	7,121.25-	7,121.25-	TRANSFER FUNDS FROM FEMA	FU SH
2018 804-330-114	DISASTER RELIEF-FE	12/14/2017	180023	7,121.25-	9,527.76-	2,406.51-	TRANSFER FUNDS FROM FEMA	FU SH
2018 804-330-114	DISASTER RELIEF-FE	12/14/2017	180062	166,581.01-	157,053.25-	112,161.34-	TRANSFER FUNDS FROM FEMA	PC SH
2018 804-330-114	DISASTER RELIEF-FE	05/14/2018	180062	166,581.01-	278,742.35-	112,161.34-	TRANSFER FUNDS FROM FEMA	TO SH
			TOTAL AMENDMENTS	4	TOTAL CHANGES	278,742.35-		
2018 804-700-021	TRANSFER TO RB #1	12/14/2017	180024	.00	157,053.25	157,053.25	TRANSFER FUNDS FROM FEMA	PC SH
2018 804-700-021	TRANSFER TO RB #1	05/14/2018	180062	157,053.25	269,214.59	112,161.34	TRANSFER FUNDS FROM FEMA	TO SH
2018 804-700-022	TRANSFER TO RB #2	12/14/2017	180023	.00	2,406.51	2,406.51	TRANSFER FUNDS FROM FEMA	FU SH
2018 804-700-024	TRANSFER TO RB #4	12/14/2017	180022	.00	7,121.25	7,121.25	TRANSFER FUNDS FROM FEMA	FU SH
			TOTAL AMENDMENTS	4	TOTAL CHANGES	278,742.35		
2018 806-330-114	DISASTER RELIEF -	12/14/2017	180022	.00	285,635.94-	285,635.94-	TRANSFER FUNDS FROM FEMA	FU SH
2018 806-330-114	DISASTER RELIEF -	06/27/2018	180097	285,635.94-	292,799.70-	7,163.76-	INCREASE REV/EXP PW# 200	MK
2018 806-330-114	DISASTER RELIEF -	06/27/2018	180098	292,799.70-	293,738.75-	939.05-	INCREASE REV/EXP PW #191	MK
			TOTAL AMENDMENTS	3	TOTAL CHANGES	293,738.75-		
2018 806-700-024	TRANSFER TO R & B	12/14/2017	180022	.00	285,635.94	285,635.94	TRANSFER FUNDS FROM FEMA	FU SH
2018 806-700-024	TRANSFER TO R & B	06/27/2018	180097	285,635.94	292,799.70	7,163.76	INCREASE REV/EXP PW# 200	MK
2018 806-700-024	TRANSFER TO R & B	06/27/2018	180098	292,799.70	293,738.75	939.05	INCREASE REV/EXP PW #191	MK
			TOTAL AMENDMENTS	3	TOTAL CHANGES	293,738.75		



P.O. Box 3188 • Longview, Texas 75606 • 903-237-5500



EQUAL HOUSING LENDER

Return Service Requested

Date 8/31/18
PRIMARY ACCOUNT
ENCLOSURES

Page 1
1910512
418



TXBT TREASURER OF VAN ZANDT COUNTY
FINANCIAL CLEARING
121 E DALLAS RM 101
CANTON TX 75103-1496

CHECKING ACCOUNT

PUBLIC FUNDS CHECKING
ACCOUNT NUMBER 1910512
PREVIOUS BALANCE 1,867,811.09
25 DEPOSITS 1,876,776.33
430 CHECKS/DEBITS 2,167,781.35
SERVICE CHARGE .00
INTEREST PAID .00
CURRENT BALANCE 1,576,806.07
NUMBER OF ENCLOSURES 418
Statement Dates 8/01/18 thru 9/03/18
DAYS IN STATEMENT PERIOD 34
AVERAGE LEDGER 1,619,669.72
AVERAGE COLLECTED 1,608,983.66

DEPOSITS AND OTHER CREDITS

Table with columns: Date, Description, Amount. Rows include deposits and payments from 8/03 to 8/17.

NOTICE: SEE REVERSE SIDE FOR IMPORTANT INFORMATION

12421

TXBT-023-012353-001-022-180901 012421 X05
75103149626

Date 8/31/18
PRIMARY ACCOUNT
ENCLOSURES

Page 2
1910512
418

TREASURER OF VAN ZANDT COUNTY
FINANCIAL CLEARING
121 E DALLAS RM 101
CANTON TX 75103

PUBLIC FUNDS CHECKING

1910512 (continued)

DEPOSITS AND OTHER CREDITS		
Date	Description	Amount
8/22	WIRE TRANSFER CREDIT VAN ZANDT COUNTY FINANCIAL CLEARING FUND ATTN KENNY EDWARDS 121 E DALLAS ST STE 101 FEDERATED SERVICES COMPANY FEDERATED INVESTORS TOWER PITTSBURGH PA 152223 20180822AIQ002CC004574 20180822MMQFMPJR000073 08221639FT03	1,000,000.00
8/23	INV-PAYMTS COMP JUDICIARY CTX	5,050.00
8/23	DEPOSIT	210,195.65
8/27	INV-PAYMTS COMP JUDICIARY CTX	326.54
8/27	INV-PAYMTS JUVENILE JUSTICE CTX	27,146.02
8/27	DEPOSIT	16,803.90
8/28	DEPOSIT	3,180.33
8/29	INV-PAYMTS TX DPT CRIML JST CTX	1,298.20
8/30	INV-PAYMTS COMP JUDICIARY CTX	21,000.00
8/30	DEPOSIT	29,334.20

WITHDRAWALS AND OTHER DEBITS		
Date	Description	Amount
8/01	Transf to jury clearing Jury checks Confirmation number 801180219	186.00-
8/01	Transf to jury clearing Jury checks Confirmation number 801180228	1,568.00-
8/02	INSURANCE AFLAC CCD OXH48458467	6,954.94-
8/08	Transf to payroll clearing Payroll 8/4/2018	226,822.92-

TXBT-023-012353-001-022-180901 012421 X05

TREASURER OF VAN ZANDT COUNTY
 FINANCIAL CLEARING
 121 E DALLAS RM 101
 CANTON TX 75103

PUBLIC FUNDS CHECKING

1910512 (Continued)

WITHDRAWALS AND OTHER DEBITS		
Date	Description	Amount
8/09	Confirmation number 808180317 PAYMENT BANKCARD \TEL	2,400.06-
8/09	USATAXPYMT IRS CCD 220862140161494	69,436.65-
8/10	Transf to Debt services July 2018 I&S	8,130.13-
8/10	Confirmation number 810180301 PAYMENTS NATIONWIDE PPD	2,850.00-
8/13	Transf to Payroll clearing Payroll 8/10/18	312.23-
8/13	Confirmation number 813180628 INVESTMENT BFDS CCD 612134000180809	150.00-
8/13	CHILDSUPP Texas SDU CCD 182220000792369	645.54-
8/13	FLEET DEBI WEX INC CCD 9100000739575	12,234.80-
8/14	USATAXPYMT IRS CCD 220862661381961	55.96-
8/15	RECEIVABLE TEXAS COUNTY DRS CCD 0333	84,355.99-
8/22	Transf to Payroll clearing Payroll 8/24/2018	214,768.30-
8/23	Confirmation number 822180287 REF: VAN ZANDT COUNTY CSCD 023 WIRE TRANSFER DEBIT TDCJ	3,543.54-
8/23	PAYMENT BANKCARD \TEL	2,744.89-
8/24	Transf to Jury clearing Jury checks	920.00-
8/24	Confirmation number 824180268 PAYMENTS NATIONWIDE PPD	2,850.00-
8/24	USATAXPYMT IRS CCD 220863693763708	62,643.71-
8/27	INVESTMENT BFDS CCD 612134000180823	150.00-



Date 8/31/18
 PRIMARY ACCOUNT
 ENCLOSURES

Page 4
 1910512
 418

TREASURER OF VAN ZANDT COUNTY
 FINANCIAL CLEARING
 121 E DALLAS RM 101
 CANTON TX 75103

PUBLIC FUNDS CHECKING 1910512 (continued)

WITHDRAWALS AND OTHER DEBITS

Date	Description	Amount
8/27	CHILDSUPP Texas SDU CCD 182360000807855	645.54-

CHECKS IN NUMERICAL ORDER

Date	check No	Amount	Date	Check No	Amount
8/15		345.00	8/01	62714*	105.40
8/03	62304*	600.53	8/06	62715	117.43
8/07	62565*	1,206.06	8/02	62716	170.15
8/07	62569*	600.53	8/02	62717	28.00
8/02	62583*	10.00	8/15	62719*	1,400.00
8/03	62601*	600.53	8/08	62720	8,122.20
8/07	62614*	2,375.00	8/01	62726*	922.38
8/09	62618*	186.10	8/03	62731*	146.15
8/07	62661*	230.00	8/01	62732	212.28
8/03	62668*	813.75	8/01	62733	520.89
8/03	62679*	36.32	8/01	62737*	79,654.74
8/01	62681*	49.95	8/09	62738	180.00
8/02	62683*	11.50	8/01	62739	43.44
8/01	62684	45.04	8/01	62743*	4,031.18
8/08	62686*	25.00	8/07	62744	105.00
8/01	62687	180.00	8/06	62746*	90.00
8/01	62688	36.98	8/10	62747	4,435.64
8/07	62690*	40.00	8/02	62748	34.75
8/07	62692*	500.00	8/07	62749	57.77
8/03	62695*	7,474.29	8/02	62754*	54.41
8/01	62697*	410.00	8/01	62755	950.00
8/03	62699*	200.00	8/01	62761*	1,060.91
8/03	62700	70.00	8/14	62764*	756.00
8/07	62701	492.00	8/02	62765	14,491.41
8/08	62704*	1,633.14	8/01	62768*	216.29
8/03	62705	86.29	8/01	62774*	540.00
8/03	62706	17.33	8/01	62776*	930.00
8/03	62707	14.66	8/07	62778*	2,250.00
8/27	62708	500.00	8/03	62779	66.00
8/01	62709	482.26	8/01	62783*	54.41
8/02	62710	444.40	8/14	62788*	120.00
8/01	62712*	62.54	8/13	62789	240.70

* Indicates break in check number sequence

TXBT-023-012353-001-022-180901 012421 X05

Date 8/31/18
PRIMARY ACCOUNT
ENCLOSURES

Page 5
1910512
418

TREASURER OF VAN ZANDT COUNTY
FINANCIAL CLEARING
121 E DALLAS RM 101
CANTON TX 75103

PUBLIC FUNDS CHECKING

1910512 (continued)

CHECKS IN NUMERICAL ORDER					
Date	Check No	Amount	Date	Check No	Amount
8/15	62790	756.00	8/07	62863*	49.95
8/10	62797*	75.13	8/07	62864	198.25
8/10	62798	9.10	8/06	62865	32,220.65
8/03	62802*	225.00	8/06	62866	1,340.00
8/02	62805*	34,242.72	8/06	62868*	3,202.21
8/01	62806	367.54	8/03	62869	125,211.78
8/07	62807	139.95	8/10	62870	400.00
8/03	62808	544.93	8/02	62871	315.00
8/07	62812*	1,400.00	8/15	62872	192.11
8/03	62814*	125.00	8/20	62873	39.92
8/07	62815	2,000.00	8/10	62874	271.18
8/06	62818*	1,050.00	8/13	62875	41.30
8/14	62819	275.10	8/14	62876	79.60
8/01	62820	1,758.62	8/16	62877	274.24
8/07	62822*	650.00	8/15	62878	40.12
8/06	62823	1,600.00	8/14	62879	1,149.00
8/08	62825*	24.00	8/14	62880	143.30
8/02	62826	35.00	8/23	62881	1,116.25
8/02	62829*	188.49	8/17	62882	67.00
8/02	62832*	750.00	8/15	62883	347.99
8/07	62833	208.55	8/14	62884	50.00
8/01	62834	322.00	8/13	62885	68.20
8/01	62837*	788.01	8/22	62886	169.98
8/01	62838	6,000.00	8/17	62887	520.99
8/01	62842*	157.50	8/16	62888	321.08
8/01	62844*	136.40	8/16	62889	225.60
8/02	62847*	549.89	8/13	62890	72.00
8/15	62849*	1,344.63	8/14	62891	83.36
8/01	62850	145.00	8/16	62892	1,095.03
8/07	62851	834.72	8/15	62893	3,162.57
8/07	62852	2,040.11	8/15	62894	1,011.25
8/13	62853	112.33	8/16	62895	5,562.00
8/07	62854	2,423.48	8/13	62896	339.00
8/07	62855	178.29	8/22	62897	253.22
8/06	62856	106.60	8/15	62898	1,840.00
8/02	62858*	1,100.00	8/14	62899	175.00
8/03	62859	3,000.00	8/15	62900	90.25
8/03	62860	9,000.00	8/15	62901	599.58
8/06	62861	12,713.27	8/17	62902	416.19

* Indicates break in check number sequence

Date 8/31/18
PRIMARY ACCOUNT
ENCLOSURES

Page 6
1910512
418

TREASURER OF VAN ZANDT COUNTY
FINANCIAL CLEARING
121 E DALLAS RM 101
CANTON TX 75103

PUBLIC FUNDS CHECKING

1910512 (Continued)

CHECKS IN NUMERICAL ORDER					
Date	Check No	Amount	Date	Check No	Amount
8/20	62903	180.99	8/30	62943*	1,206.06
8/15	62904	1,250.00	8/15	62944	3,588.00
8/29	62905	600.53	8/16	62945	1,180.00
8/17	62906	171.09	8/17	62946	2,672.30
8/15	62907	575.00	8/15	62947	600.53
8/29	62908	447.00	8/16	62948	3,596.94
8/13	62909	812.42	8/16	62949	466.77
8/14	62910	2,499.99	8/16	62950	500.00
8/15	62911	59.97	8/08	62951	441.00
8/16	62912	1,250.00	8/15	62952	747.85
8/10	62913	27.00	8/15	62953	999.80
8/15	62914	1,401.64	8/16	62954	65.00
8/15	62915	1,386.00	8/15	62955	2,670.00
8/23	62916	40.00	8/23	62956	78.00
8/20	62917	330.00	8/13	62957	45.82
8/14	62918	6,923.72	8/21	62958	324.19
8/14	62919	11,625.27	8/22	62959	132.00
8/16	62920	84.23	8/14	62960	1,045.00
8/15	62921	39.97	8/14	62961	41.22
8/16	62922	350.45	8/21	62962	1,782.00
8/15	62923	330.00	8/24	62963	286.23
8/14	62924	5,049.88	8/14	62965*	180.00
8/15	62925	544.95	8/14	62966	95.68
8/15	62926	68.60	8/16	62967	100.50
8/16	62927	147.86	8/09	62968	101.30
8/20	62928	105.00	8/20	62969	300.00
8/15	62929	53.64	8/17	62970	900.00
8/20	62930	1,768.58	8/10	62971	60.50
8/14	62931	624.00	8/17	62972	600.53
8/14	62932	3,506.69	8/14	62973	113.42
8/20	62933	31,677.36	8/17	62975*	11,148.19
8/16	62934	180.00	8/15	62976	3,000.00
8/16	62935	2,050.00	8/13	62977	2,944.83
8/17	62936	200.00	8/10	62978	132.50
8/15	62937	425.91	8/16	62979	527.07
8/16	62938	196.74	8/09	62980	87.50
8/14	62939	2,048.47	8/28	62981	1,185.00
8/17	62940	9,017.65	8/15	62982	56.06
8/16	62941	330.00	8/24	62983	29.00

* Indicates break in check number sequence

Date 8/31/18
PRIMARY ACCOUNT
ENCLOSURES

Page 7
1910512
418

TREASURER OF VAN ZANDT COUNTY
FINANCIAL CLEARING
121 E DALLAS RM 101
CANTON TX 75103

PUBLIC FUNDS CHECKING

1910512 (Continued)

CHECKS IN NUMERICAL ORDER					
Date	Check No	Amount	Date	Check No	Amount
8/23	62984	268.92	8/14	63024	100.00
8/21	62985	500.00	8/10	63025	26.25
8/17	62986	1,878.75	8/10	63027*	1,200.00
8/10	62987	758.83	8/15	63028	738.07
8/13	62989*	175.25	8/21	63029	135.00
8/15	62990	399.35	8/09	63030	63,442.46
8/17	62991	654.68	8/27	63032*	12,894.22
8/15	62992	766.83	8/30	63033	70.00
8/21	62993	365.00	8/29	63034	99.90
8/15	62994	496.00	8/28	63035	39.50
8/15	62995	613.12	8/29	63038*	430.42
8/15	62996	84.43	8/29	63040*	300.00
8/14	62997	1,750.00	8/30	63042*	920.50
8/17	62998	85.54	8/28	63043	1,094.15
8/13	62999	7.50	8/28	63044	178.50
8/27	63000	60.00	8/28	63045	16.58
8/10	63001	3,259.86	8/29	63046	11.50
8/14	63002	24,405.39	8/28	63047	868.54
8/22	63003	1.00	8/27	63048	32.57
8/20	63004	159.00	8/31	63049	1,128.75
8/27	63005	12.00	8/30	63050	108.99
8/14	63006	79.64	8/28	63051	750.00
8/08	63007	1,000.00	8/29	63052	689.00
8/20	63008	600.00	8/28	63053	125.00
8/16	63009	283.60	8/30	63056*	704.23
8/16	63010	462.00	8/28	63058*	440.00
8/20	63011	25.00	8/27	63059	450.00
8/13	63012	8,207.00	8/30	63060	492.00
8/20	63013	224.57	8/23	63062*	2,003.00
8/17	63014	17.41	8/28	63063	1,092.03
8/16	63015	792.53	8/28	63069*	44.06
8/13	63016	24.00	8/29	63070	16.33
8/15	63017	50.00	8/31	63071	2,975.00
8/15	63018	627.95	8/30	63072	1,450.00
8/14	63019	375.30	8/29	63074*	110.19
8/23	63020	43.51	8/29	63075	561.52
8/20	63021	1,000.00	8/29	63076	197.96
8/16	63022	2,124.13	8/28	63077	54.41
8/16	63023	600.53	8/30	63078	122.92

* Indicates break in check number sequence

Date 8/31/18
PRIMARY ACCOUNT
ENCLOSURES

Page 8
1910512
418

TREASURER OF VAN ZANDT COUNTY
FINANCIAL CLEARING
121 E DALLAS RM 101
CANTON TX 75103

PUBLIC FUNDS CHECKING

1910512 (Continued)

CHECKS IN NUMERICAL ORDER					
Date	Check No	Amount	Date	Check No	Amount
8/30	63079	105.00	8/28	63131*	187.17
8/29	63080	1,920.00	8/24	63132	108.60
8/29	63081	21.92	8/28	63133	65.00
8/29	63082	2,163.83	8/29	63134	275.08
8/28	63085*	100,808.51	8/28	63135	822.73
8/28	63086	2,450.00	8/27	63136	977.00
8/28	63087	972.38	8/27	63137	201.86
8/29	63088	2,052.00	8/24	63138	70.35
8/29	63090*	37.50	8/28	63140*	84.20
8/28	63091	1,573.00	8/29	63142*	937.60
8/28	63092	92.51	8/27	63145*	29.14
8/29	63093	457.17	8/28	63146	407.20
8/29	63094	47.32	8/23	63147	345.00
8/29	63095	255.68	8/28	63149*	304.11
8/28	63096	146.17	8/24	63150	96.00
8/28	63097	419.00	8/28	63153*	288,001.31
8/30	63098	263.40	8/27	63154	37,360.00
8/29	63099	515.88	8/28	63155	579.20
8/30	63101*	33.27	8/29	63156	183.49
8/28	63103*	2,160.96	8/29	63157	71.93
8/27	63106*	779.47	8/29	63159*	194.00
8/29	63107	180.00	8/28	63161*	95.68
8/24	63108	150.00	8/28	63166*	135.00
8/29	63109	1.98	8/28	63167	35.54
8/30	63110	252.54	8/28	63168	800.00
8/27	63111	7,938.00	8/31	63169	2,747.36
8/29	63112	740.00	8/27	63170	10,015.00
8/28	63113	158.30	8/29	63172*	41,217.19
8/29	63114	12,163.45	8/29	63173	51.25
8/27	63115	4,491.00	8/28	63174	848.12
8/30	63116	135.00	8/27	63175	32.57
8/29	63119*	238.98	8/28	63176	1,590.76
8/29	63121*	350.00	8/30	63177	345.00
8/30	63122	925.00	8/22	63178	180.59
8/28	63124*	1,950.00	8/24	63179	5,480.90
8/28	63125	169.79	8/28	63181*	46.28
8/27	63126	237.00	8/30	63182	1,305.00
8/27	63127	154.00	8/27	63183	3,771.84
8/29	63128	378.40	8/27	63184	370.72

* Indicates break in check number sequence

TXBT-023-012353-001-022-180901 012421 X05

Date 8/31/18
 PRIMARY ACCOUNT
 ENCLOSURES

Page 9
 1910512
 418

TREASURER OF VAN ZANDT COUNTY
 FINANCIAL CLEARING
 121 E DALLAS RM 101
 CANTON TX 75103

PUBLIC FUNDS CHECKING

1910512 (Continued)

CHECKS IN NUMERICAL ORDER

Date	Check No	Amount	Date	Check No	Amount
8/28	63185	348.26	8/28	63205	37.69
8/30	63186	135.00	8/27	63206	117.90
8/29	63187	3,100.00	8/27	63207	19.50
8/27	63188	721.66	8/29	63208	505.80
8/29	63191*	1,597.56	8/31	63209	47.70
8/28	63192	2,650.00	8/27	63210	675.60
8/29	63193	1,299.00	8/28	63211	898.31
8/28	63195*	480.00	8/31	63212	2,231.13
8/28	63196	84,664.35	8/31	63213	428.02
8/31	63197	275.00	8/29	63214	280.04
8/29	63199*	75.00	8/29	63215	324.00
8/27	63200	725.79	8/28	63217*	50,325.15
8/28	63201	200.00	8/29	63220*	136.49
8/27	63202	134.40	8/29	63222*	144.33
8/27	63203	7,118.72	8/30	63223	106.60
8/28	63204	334.00	8/23	63224	61,234.17

* Indicates break in check number sequence

DAILY BALANCE INFORMATION

Date	Balance	Date	Balance	Date	Balance
8/01	1,765,873.33	8/13	1,429,011.39	8/23	2,285,590.31
8/02	1,706,492.67	8/14	1,369,218.75	8/24	2,212,955.52
8/03	1,584,137.69	8/15	1,270,911.09	8/27	2,166,616.48
8/06	1,531,697.53	8/16	1,263,959.09	8/28	1,619,068.36
8/07	1,653,073.87	8/17	1,396,783.64	8/29	1,544,985.34
8/08	1,415,005.61	8/20	1,360,373.22	8/30	1,586,639.03
8/09	1,364,571.60	8/21	1,357,267.03	8/31	1,576,806.07
8/10	1,449,266.42	8/22	2,141,761.94		

END OF STATEMENT

TexPool Participant Services
 C/O Federated Investors Inc.
 1001 Texas Avenue, Suite 1400
 Houston, TX 77002



Participant Statement

VAN ZANDT COUNTY
 FINANCIAL CLEARING FUND
 ATTN KENNY EDWARDS
 121 E DALLAS ST STE 101
 CANTON TX 75103-1496

Statement Period 08/01/2018 - 08/31/2018

Page 1 of 2

Customer Service 1-866-TEX-POOL
 Location ID 000078331
 Investor ID 000009623

TexPool Update

Have you tried TexPool Academy yet? TexPool Academy is an approved provider for continuing education credits under the Public Funds Investment Act, CPE credit under the Texas State Board of Public Accountancy and CEU credit under Texas Association of School Business Officials. Contact the TexPool Participant Services to learn more!

TexPool Summary

Pool Name	Beginning Balance	Total Deposits	Total Withdrawals	Total Interest	Current Balance	Average Balance
Texas Local Government Investment Pool	\$7,683,645.26	\$0.00	\$1,000,000.00	\$12,001.03	\$6,695,646.29	\$7,361,451.74
Total Dollar Value	\$7,683,645.26	\$0.00	\$1,000,000.00	\$12,001.03	\$6,695,646.29	

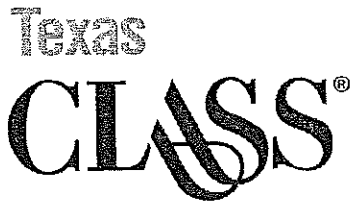
Portfolio Value

Pool Name	Pool/Account	Market Value (08/01/2018)	Share Price (08/31/2018)	Shares Owned (08/31/2018)	Market Value (08/31/2018)
Texas Local Government Investment Pool	449/2340100001	\$7,683,645.26	\$1.00	6,695,646.290	\$6,695,646.29
Total Dollar Value		\$7,683,645.26			\$6,695,646.29

Interest Summary

Pool Name	Pool/Account	Month-to-Date Interest	Year-to-Date Interest
Texas Local Government Investment Pool	449/2340100001	\$12,001.03	\$96,243.00
Total		\$12,001.03	\$96,243.00





Summary Statement

August 2018

Van Zandt County

121 East Dallas Street, Room 101
Canton, TX 75103

TXCLASS	Average Monthly Yield: 2.24%						
	Beginning Balance	Contributions	Withdrawals	Income Earned	Income Earned YTD	Average Daily Balance	Month End Balance
TX-01-0250-0001 FINANCIAL CLEARING	762,966.41	0.00	0.00	1,454.86	9,845.17	763,734.34	764,421.27
Total	762,966.41	0.00	0.00	1,454.86	9,845.17	763,734.34	764,421.27



Account Statement

August 2018

Van Zandt County

121 East Dallas Street, Room 101
Canton, TX 75103

TXCLASS TX-01-0250-0001

Summary

Average Monthly Yield: 2.24%

		Beginning Balance	Contributions	Withdrawals	Income Earned	Average Daily Balance	Month End Balance
TX-01-0250-0001	FINANCIAL CLEARING	762,966.41	0.00	0.00	1,454.86	763,734.34	764,421.27

Transactions

Transaction Date	Transaction Description	Contributions & Income Earned	Withdrawals	Balance	Transaction Number
08/01/2018	Beginning Balance			762,966.41	
08/31/2018	Income Earned For The Period	1,454.86			
08/31/2018	Ending Balance			764,421.27	



Daily Rates

August 2018

TXCLASS

Date	Dividend Rate	Daily Yield
01-Aug-18	0.000061238	2.24%
02-Aug-18	0.000061236	2.24%
03-Aug-18	0.000061236	2.24%
04-Aug-18	0.000061236	2.24%
05-Aug-18	0.000061236	2.24%
06-Aug-18	0.000061041	2.23%
07-Aug-18	0.000061236	2.24%
08-Aug-18	0.000061265	2.24%
09-Aug-18	0.000061416	2.24%
10-Aug-18	0.000061809	2.26%
11-Aug-18	0.000061809	2.26%
12-Aug-18	0.000061809	2.26%
13-Aug-18	0.000061510	2.25%
14-Aug-18	0.000061254	2.24%
15-Aug-18	0.000061236	2.24%
16-Aug-18	0.000061236	2.24%
17-Aug-18	0.000061236	2.24%
18-Aug-18	0.000061236	2.24%
19-Aug-18	0.000061236	2.24%
20-Aug-18	0.000061540	2.25%
21-Aug-18	0.000061683	2.25%
22-Aug-18	0.000061682	2.25%
23-Aug-18	0.000061660	2.25%
24-Aug-18	0.000061645	2.25%
25-Aug-18	0.000061645	2.25%
26-Aug-18	0.000061645	2.25%
27-Aug-18	0.000061673	2.25%
28-Aug-18	0.000061588	2.25%
29-Aug-18	0.000061656	2.25%
30-Aug-18	0.000061555	2.25%
31-Aug-18	0.000061665	2.25%