


Van Zandt County
Monthly Financial & Investment Report
Month Ending May 31, 2017

TO BE RECORDED IN THE JUNE 27, 2017 MINUTES

OF THE COMMISSIONERS' COURT

BY VAN ZANDT COUNTY CLERK.

SUBMITTED THIS THE 15TH DAY OF MAY 2017




Teri Pruitt, Treasurer

The Van Zandt County Commissioners' Court, having reviewed the Treasurer's Report as presented, having taken reasonable steps to ensure its accuracy, and based upon presentations of the Treasurer's Office, does hereby approve the Report, subject to the independent auditor's review and does further order that it be filed with the official minutes of this meeting. {LGC 114.026(c)}

In addition, the below signatures affirm that the Treasurers' Report complies with statutes as referenced. {LGC 114.026(d)}




Don Kirkpatrick, Van Zandt County Judge




Brandon Brown

Commissioner Precinct #1




Keith Pearson

Commissioner Precinct #3



Virgil Melton, Jr.

Commissioner Precinct #2



Tim West

Commissioner Precinct #4

FUND NAME	CHECKING ACCOUNT	CHECKING AMOUNT	TDOA ACCOUNT	TDOA AMOUNT	FUND TOTAL
2017 010 GENERAL FUND	FIN CLEAR AMERICAN CTY JURY	109,378.23 1,359.00-	TDOA MBIA	2,204,605.63 1,264.52	2,313,889.38
2017 011 VZC EMPLOYEE BENEFITS FUND			MEDRESERVE MEDCLAIMS		
2017 012 RESERVE FUNDS	FIN CLEAR		TDOA MBIA		
2017 015 SHERIFF FORFEITURE FUND	FIN CLEAR AMERICAN	11,682.09	TDOA MBIA	9,059.18	20,741.27
2017 016 DA FORFEITURE FUND	FIN CLEAR		TDOA MBIA		
	ESCROW #1	3,094.55			
	ESCROW #2	1,813.77			
	ESCROW #3	1,166.63			
	ESCROW #4	301.21			
	ESCROW #5	800.91			
	ESCROW #6	1,868.81			
	ESCROW #7	2,464.82			
	ESCROW #8	6,161.16			
	ESCROW #9	1,015.77			
	ESCROW #10	5,070.22			
	ESCROW #11	2,810.58			
	ESCROW #12	1,746.66			
	ESCROW #13				
	ESCROW #14				
	ESCROW #15				
	ESCROW #16				
	ESCROW #17	8,244.99			
	ESCROW #18	8,749.75			
	ESCROW #19	1,530.26			
	ESCROW #20	3,501.16			
	ESCROW #21	11,482.86			
	ESCROW #22	2,297.52			
	ESCROW #23	3,883.52			
	ESCROW #24	12,353.65			
	ESCROW #25	526.02			
	ESCROW #26	32,349.30			
	ESCROW #27	2,915.87			
	ESCROW #28				
	ESCROW #29				
	ESCROW #30	535.30			
	ESCROW #31	327.31			
	ESCROW #32				
	ESCROW #33				
	ESCROW #34				
	ESCROW #35	201.85			
	ESCROW #36	3,116.74			
	ESCROW #37				
	ESCROW #38				
	ESCROW #39	1,473.68			
	ESCROW #40	1,421.12			
	ESCROW #41				
	ESCROW #42				

FUND NAME	CHECKING ACCOUNT	CHECKING AMOUNT	TDOA ACCOUNT	TDOA AMOUNT	FUND TOTAL
	ESCROW #43				
	ESCROW #44				
	ESCROW #45				
	ESCROW #46				
	ESCROW #47				
	ESCROW #48				
	ESCROW #49				
	ESCROW #50				
	ESCROW #51				
	ESCROW #52				
	ESCROW #53				
	ESCROW #54				
	ESCROW #55	368.20			
	ESCROW #56				
	ESCROW #57				
	ESCROW #58	2,623.24			
	ESCROW #59				
	ESCROW #60	183.73			
	ESCROW #61				
	ESCROW #62				
	ESCROW #63				
	ESCROW #64				
	ESCROW #65				
	ESCROW #66				
	ESCROW #67				
	ESCROW #68				
	ESCROW #69	5,012.62			
	ESCROW #70	1,156.43			
	ESCROW #71				
	ESCROW #72	4,275.60			
	ESCROW #73				
	ESCROW #74				
	ESCROW #75				
	ESCROW #76				
	ESCROW #77	2,312.32			
	ESCROW #78				
	ESCROW #79	353.50			
	ESCROW #80				
	ESCROW #81				
	ESCROW #82	4,023.70			
	ESCROW #83				
	ESCROW #84	638.18			
	ESCROW #85				
	ESCROW #86	778.64			
	ESCROW #87				
	ESCROW #88	4,555.53			149,507.68
2017 017 BUILDING SECURITY FUND	FIN CLEAR	5,270.46	TDOA MBIA		5,270.46
2017 018 JUSTICE COURT BLDG SECURITY	FIN CLEAR	9,149.26	TDOA		9,149.26
2017 019 DA FORFEITURE FUND	ESCROW #13	985.15			
	ESCROW #14	1,158.85			
	ESCROW #15	6,466.90			
	ESCROW #16	2,940.88			

FUND NAME	CHECKING ACCOUNT	CHECKING AMOUNT	TDOA ACCOUNT	TDOA AMOUNT	FUND TOTAL
	ESCROW #45	1,676.10			13,227.88
2017 021 ROAD & BRIDGE - PCT. 1	FIN CLEAR	156,074.37	TDOA MBIA	569,874.61 3.42	725,952.40
2017 022 ROAD & BRIDGE - PCT. 2	FIN CLEAR	198,751.05	TDOA MBIA	947,392.89 390,571.98	1,536,715.92
2017 023 ROAD & BRIDGE - PCT. 3	FIN CLEAR	118,973.90	TDOA MBIA	703,117.82 .65	822,092.37
2017 024 ROAD & BRIDGE - PCT. 4	FIN CLEAR	98,885.63-	TDOA MBIA	436,662.42 110,057.42	447,834.21
2017 026 ROAD & BRIDGE - GEN	FIN CLEAR	11,976.69	TDOA MBIA		11,976.69
2017 031 COUNTY ROAD FUND - PCT. 1	FIN CLEAR		TDOA MBIA		
2017 032 COUNTY ROAD FUND - PCT. 2	FIN CLEAR	434.00-	TDOA MBIA		434.00-
2017 033 COUNTY ROAD FUND - PCT. 3	FIN CLEAR		TDOA MBIA		
2017 034 COUNTY ROAD FUND - PCT. 4	FIN CLEAR		TDOA MBIA		
2017 035 VICTIM COORDINATOR GRANT	FIN CLEAR	6,805.58-	TDOA MBIA		6,805.58-
2017 036 DA FORFEITURE FUND II	FIN CLEAR	8,271.37	TDOA MBIA	76,984.33	85,255.70
2017 037 CONSTABLE PCT #4 SEIZURE	FIN CLEAR	1,024.89	TDOA MBIA	5,589.25	6,614.14
2017 040 COUNTY LAW LIBRARY FUND	FIN CLEAR	2,457.83	TDOA MBIA	48,986.34	51,444.17
2017 042 COUNTY FREE LIBRARY	FIN CLEAR	38,794.99	TDOA MBIA		38,794.99
2017 043 COMMUNITY LIBRARY CONTRIBUTIFIN CLEAR		407.10	TDOA MBIA		407.10
2017 047 DIGITIZE RECORDS	FIN CLEAR	8,848.80	TDOA MBIA	49,361.67	58,210.47
2017 048 SUPPLEMENTAL GUARDIANSHIP	FIN CLEAR	14,633.28	TDOA	11,078.48	25,711.76
2017 049 COUNTY CHILD ABUSE PREVENTIOFIN CLEAR		4,871.62	TDOA	1.83	4,873.45
2017 050 COURT RELATED PROGRAMS	FIN CLEAR	6,211.76	TDOA MBIA	9,062.18	15,273.94

FUND NAME	CHECKING ACCOUNT	CHECKING AMOUNT	TDOA ACCOUNT	TDOA AMOUNT	FUND TOTAL
2017 052 COUNTY & DISTRICT TECH FUND	FIN CLEAR	7,028.65	TDOA MBIA		7,028.65
2017 053 CAPITALCREDITSECONOMICDEVELOFIN	FIN CLEAR	5,810.22	TDOA	180,843.41	186,653.63
2017 054 COMBINEDCCOURTTECHNOLOGYFUND	FIN CLEAR	7,540.71	TDOA	19,192.31	26,733.02
2017 055 CHAPTER 19	FIN CLEAR	184.04-	TDOA MBIA		184.04-
2017 056 COUNTY RECORDS FUND	FIN CLEAR	25,397.61	TDOA MBIA	67,840.38	93,237.99
2017 057 COUNTY CLERK RECORDS FUND	FIN CLEAR	17,650.58	TDOA MBIA	82,938.18	100,588.76
2017 058 DISTRICT CLERK RECORDS FUND	FIN CLEAR	16,189.74	TDOA	25,296.04	41,485.78
2017 059 COUNTY CLERK ARCHIVE	FIN CLEAR	66,807.40	TDOA	276,116.24	342,923.64
2017 060 CAPTIAL PROJECT W P ANNEX	FIN CLEAR		TDOA MBIA		
2017 061 CAPITAL PROJECT ROADS PCT NOFIN	CLEAR	171.63	TDOA MBIA		171.63
2017 062 CAPITAL PROJECT ROADS PCT NOFIN	CLEAR		TDOA MBIA		
2017 063 CAPITAL PROJECT ROADS PCT NOFIN	CLEAR		TDOA MBIA		
2017 064 CAPITAL PROJECT ROADS PCT NOFIN	CLEAR		TDOA MBIA		
2017 070 PERMANENT IMPROVEMENT FUND	FIN CLEAR		TDOA MBIA		
2017 075 RIGHT-OF-WAY FUND	FIN CLEAR	118.09	TDOA MBIA		118.09
2017 084 TAX ANTICIPATION NOTES	FIN CLEAR	24.23	TDOA MBIA		24.23
2017 085 DEBT SERVICE FUND	DEBT CL	166,283.74	TDOA MBIA	436,968.96 247,168.53	850,421.23
2017 087 VZC INDIGENT HEALTH PROGRAM	FIN CLEAR	34,147.86	TDOA MBIA	75,000.00	109,147.86
2017 088 SOIL CONSERVATION DIST FUND	FIN CLEAR	3,757.99-	TDOA MBIA	20,168.24	16,410.25
2017 090 APPELLATE JUSTICE SYSTEM FUN	FIN CLEAR	645.35	TDOA MBIA		645.35

FUND NAME	CHECKING ACCOUNT	CHECKING AMOUNT	TDOA ACCOUNT	TDOA AMOUNT	FUND TOTAL
2017 095 PAYROLL CLEARING ACCOUNT.	PAYCLEAR	200,000.20	MBIA		200,000.20
2017 096 GEN FIXED ASSETS ACCOUNT GRP			MBIA		
2017 097 LONG TERM DEBT GROUP			MBIA		
2017 130 911 RURAL ADDRESSING PROJECTFIN CLEAR			TDOA MBIA		
2017 131 VAN ZANDT COUNTY JAIL	FIN CLEAR	7,152.47-	TDOA MBIA		7,152.47-
2017 132 VAN ZANDT COUNTY SHERIFF DEPPFIN CLEAR		35,126.14	TDOA MBIA		35,126.14
2017 135 CAPITAL MURDER	FIN CLEAR		TDOA		
2017 136 HOMELAND SECURITY GRANT	FIN CLEAR	1,990.01			1,990.01
2017 137 LAW ENFORCEMENT BLOCK 2001	FIN CLEAR		TDOA MBIA		
2017 138 LAW ENFORCEMENT BLOCK 2003	FIN CLEAR		TDOA MBIA		
2017 139 HOMELAND SECURITY GRANT P25	FIN CLEAR	2,293.00-	TDOA MBIA		2,293.00-
2017 140 MOBILE VIDEO REPLACEMENT GRAFIN CLEAR			TDOA		
2017 141 BULLET PROOF VEST GRANT	FIN CLEAR	5,430.50-	TDOA MBIA		5,430.50-
2017 142 BURN JAG GRANT	FIN CLEAR		TDOA		
2017 143 BYRNE JAG LOCAL GRANT	FIN CLEAR		TDOA		
2017 145 SOLID WASTE GRANT	FIN CLEAR	203.03			203.03
2017 147 MOBILE VIDEO REPLACEMENT GRAFIN CLEAR					
2017 261 CAPITAL PROJECT ROADS PCT NOFIN CLEAR		7.84	TDOA		7.84
2017 262 CAPITAL PROJECT ROADS PCT NOFIN CLEAR		1.34	TDOA		1.34
2017 263 CAPITAL PROJECT PCT 3	FIN CLEAR		TDOA		
2017 264 CAPITAL PROJECT PCT 4	FIN CLEAR		TDOA		
2017 400 FRUITVALE 2011 TXCDBG 710056WATER					
2017 401 BENWHEELERWSC 71348911131115					
2017 402 LITTLEHOPEMOOREWSC7130260813					
2017 540 PRETRIAL SUPERVISION	FIN CLEAR	52,723.80	TDOA	100,523.88	153,247.68

FUND NAME	CHECKING ACCOUNT	CHECKING AMOUNT	TDOA ACCOUNT	TDOA AMOUNT	FUND TOTAL
2017 541 COMMUNITY SUP & CORRECTIONS	FIN CLEAR	137,342.14	TDOA MBIA	259,898.07	397,240.21
2017 542 ADULT PROBATION CIVIL	FIN CLEAR	63,224.64	TDOA MBIA	273,434.50	336,659.14
2017 543 HIGH RISK SUBSTANCE ABUSE -CFIN	CLEAR	6,727.72-	TDOA MBIA		6,727.72-
2017 544 HIGH RISK SEX OFFENDER -CCP	FIN CLEAR	10,358.16	TDOA		10,358.16
2017 545 GRANT C COMMIT REDUCTION PROFIN	CLEAR	10,497.41			10,497.41
2017 546 JUVENILE PROBATION FUND	FIN CLEAR	282,451.43-	TDOA MBIA		282,451.43-
2017 547 VZCJPD STATE AID GRANT	FIN CLEAR	73,346.87	TDOA MBIA		73,346.87
2017 548 VZCJPD PROGRESSIVE SANCTIONS	FIN CLEAR		TDOA MBIA		
2017 549 VZCJPD - GRANT N	FIN CLEAR	23,911.96	TDOA MBIA		23,911.96
2017 550 D A SUPPLEMENTAL FUND	FIN CLEAR	13,729.35	TDOA MBIA	4,565.06	18,294.41
2017 551 VOICES - JUV CJD GRANT	FIN CLEAR	6,950.16-	TDOA		6,950.16-
2017 552 ETCOG RESIDENTIAL	FIN CLEAR	461.00-			461.00-
2017 553 V - JUV PROB POST FUND	FIN CLEAR		TDOA MBIA		
2017 554 GRANT L SECURE FELONY REIMB	FIN CLEAR	665.00-	TDOA		665.00-
2017 555 JUVENILE PROBATION INTEREST	FIN CLEAR	26.76	TDOA MBIA	23,279.76	23,306.52
2017 556 GRANT H-DIVERSION RESIDENTIAL	FIN CLEAR				
2017 557 GRANT I	FIN CLEAR				
2017 558 GRANT S	FIN CLEAR	24,276.60			24,276.60
2017 559 MENTAL IMPAIRMENT CASELOAD	FIN CLEAR	6,650.56-	TDOA MBIA		6,650.56-
2017 560 SALARY ADJUSTMENT FOR JUV PR	FIN CLEAR	1.33-	TDOA MBIA		1.33-
2017 562 TITLE IV-E FEDERAL FOSTER CA	FIN CLEAR		TDOA MBIA		
2017 563 FRUITVALE WATER TDHCA 720076			MBIA		

FUND NAME	CHECKING ACCOUNT	CHECKING AMOUNT	TDOA ACCOUNT	TDOA AMOUNT	FUND TOTAL
2017 564 ICB	FIN CLEAR				
2017 565 INDIGENT DEFENSE GRANT	FIN CLEAR	12,620.96	TDOA	305.17	12,926.13
2017 567 ABATEMENT OFFICER	FIN CLEAR	62,972.90	TDOA		62,972.90
2017 568 TECHNOLOGY RESOURCES	FIN CLEAR	1.50	TDOA		1.50
2017 569 HAVA ELECTION GRANT	FIN CLEAR	13,627.07			13,627.07
2017 570 GOLDEN WATER SUPPLY CORP					
2017 580 D.A. CHECK COLLECTION FUND	FIN CLEAR	8,181.34	TDOA MBIA	10,144.07	18,325.41
2017 591 CONSTABLE #1 TLEOSE FUND	FIN CLEAR	1,211.46	TDOA MBIA		1,211.46
2017 592 CONSTABLE #2 TLEOSE FUND	FIN CLEAR	1,344.89	MBIA		1,344.89
2017 593 CONSTABLE #3 TLEOSE FUND	FIN CLEAR		MBIA		
2017 594 CONSTABLE #4 TLEOSE FUND	FIN CLEAR	3,669.08	TDOA MBIA		3,669.08
2017 595 SHERIFF TLEOSE FUND	FIN CLEAR	9,990.97	MBIA		9,990.97
2017 596 DA TLEOSE FUND	FIN CLEAR	941.88	MBIA		941.88
2017 597 VZC COMMISSARY PERSONNEL FUN	FIN CLEAR	2.41-	MBIA		2.41-
2017 598 SHERIFF - CANINE DRUG ACCOUN	FIN CLEAR		MBIA		
2017 600 JUSTICE COURT TECHNOLOGY FUN	FIN CLEAR	13,042.89	TDOA MBIA	20,068.90	33,111.79
2017 601 VZC COURTHOUSE BEAUTIFICATIO	FIN CLEAR				
2017 602 CHILD ADVOCACY	FIN CLEAR	9.08			9.08
2017 800 CONTRIBUTION RELIEF FUND	FIN CLEAR		TDOA	16,082.93	16,082.93
2017 801 HURRICANE RITA - ASSISTANCE	FIN CLEAR		TDOA		
2017 802 VETERAN'S MEMORIAL WALL FUN	FIN CLEAR	.55	TDOA		.55
2017 803 HISTORICAL COMMISSION	FIN CLEAR	10,022.31	TDOA	.16	10,022.47
2017 804 VAN TORNADO-ASSISTANCE	FIN CLEAR	43,988.27-			43,988.27-
2017 805 FEMA - DEC 2015 STORM	FIN CLEAR	470.66	TDOA		470.66
2017 806 FEMA APRIL 2016 STORM	FIN CLEAR				
		-----		-----	-----
TOTAL		1,528,002.76		7,713,509.41	9,241,512.17

CHECK ACCOUNT	CHECK
ACCOUNT BALANCE - FIN CLEAR	1,000,342.26
ACCOUNT BALANCE - CTY JURY	1,359.00-
ACCOUNT BALANCE - ESCROW #1	3,094.55
ACCOUNT BALANCE - ESCROW #2	1,813.77
ACCOUNT BALANCE - ESCROW #3	1,166.63
ACCOUNT BALANCE - ESCROW #4	301.21
ACCOUNT BALANCE - ESCROW #5	800.91
ACCOUNT BALANCE - ESCROW #6	1,868.81
ACCOUNT BALANCE - ESCROW #7	2,464.82
ACCOUNT BALANCE - ESCROW #8	6,161.16
ACCOUNT BALANCE - ESCROW #9	1,015.77
ACCOUNT BALANCE - ESCROW #10	5,070.22
ACCOUNT BALANCE - ESCROW #11	2,810.58
ACCOUNT BALANCE - ESCROW #12	1,746.66
ACCOUNT BALANCE - ESCROW #13	985.15
ACCOUNT BALANCE - ESCROW #14	1,158.85
ACCOUNT BALANCE - ESCROW #15	6,466.90
ACCOUNT BALANCE - ESCROW #16	2,940.88
ACCOUNT BALANCE - ESCROW #17	8,244.99
ACCOUNT BALANCE - ESCROW #18	8,749.75
ACCOUNT BALANCE - ESCROW #19	1,530.26
ACCOUNT BALANCE - ESCROW #20	3,501.16
ACCOUNT BALANCE - ESCROW #21	11,482.86
ACCOUNT BALANCE - ESCROW #22	2,297.52
ACCOUNT BALANCE - ESCROW #23	3,883.52
ACCOUNT BALANCE - ESCROW #24	12,353.65
ACCOUNT BALANCE - ESCROW #25	526.02
ACCOUNT BALANCE - ESCROW #26	32,349.30
ACCOUNT BALANCE - ESCROW #27	2,915.87
ACCOUNT BALANCE - ESCROW #30	535.30
ACCOUNT BALANCE - ESCROW #31	327.31
ACCOUNT BALANCE - ESCROW #35	201.85
ACCOUNT BALANCE - ESCROW #36	3,116.74
ACCOUNT BALANCE - ESCROW #39	1,473.68
ACCOUNT BALANCE - ESCROW #40	1,421.12
ACCOUNT BALANCE - ESCROW #45	1,676.10
ACCOUNT BALANCE - ESCROW #55	368.20
ACCOUNT BALANCE - ESCROW #58	2,623.24
ACCOUNT BALANCE - ESCROW #60	183.73
ACCOUNT BALANCE - ESCROW #69	5,012.62
ACCOUNT BALANCE - ESCROW #70	1,156.43
ACCOUNT BALANCE - ESCROW #72	4,275.60
ACCOUNT BALANCE - ESCROW #77	2,312.32
ACCOUNT BALANCE - ESCROW #79	353.50
ACCOUNT BALANCE - ESCROW #82	4,023.70
ACCOUNT BALANCE - ESCROW #84	638.18
ACCOUNT BALANCE - ESCROW #86	778.64
ACCOUNT BALANCE - ESCROW #88	4,555.53
ACCOUNT BALANCE - DEBT CL	166,283.74
ACCOUNT BALANCE - PAYCLEAR	200,000.20

TOTAL	1,528,002.76
-------	--------------

TDOA ACCOUNT	TDOA
ACCOUNT BALANCE - TDOA	6,964,442.89

DATE 06/09/2017 TIME 16:23

COMBINED STATEMENT OF CASH POSITION FOR MAY

GEL102 PAGE 9

TDOA ACCOUNT	TDOA
ACCOUNT BALANCE - MBIA	749,066.52
TOTAL	<u>7,713,509.41</u>

FUND NAME	***** MONTH TO DATE ***** REVENUES	***** MONTH TO DATE ***** EXPENSES	***** YEAR TO DATE ***** REVENUES	***** YEAR TO DATE ***** EXPENSES
2017 GENERAL FUND	357,732.00	993,228.66	9,768,916.80	7,207,437.69
2017 VZC EMPLOYEE BENEFITS FUND	.00	.00	.00	.00
2017 RESERVE FUNDS	.00	.00	801.90	1,804.63
2017 SHERIFF FORFEITURE FUND	2,005.53	.00	2,033.31	8,896.37
2017 DA FORFEITURE FUND	.00	.00	.00	.00
2017 BUILDING SECURITY FUND	4,200.11	3,756.60	32,059.62	31,265.50
2017 JUSTICE COURT BLDG SECURITY	242.36	124.00	1,788.16	921.00
2017 DA FORFEITURE FUND	.00	.00	.00	.00
2017 ROAD & BRIDGE - PCT. 1	30,436.30	78,818.42	1,219,517.29	786,212.93
2017 ROAD & BRIDGE - PCT. 2	39,021.68	153,789.98	1,899,785.26	1,820,677.52
2017 ROAD & BRIDGE - PCT. 3	34,238.81	111,469.68	1,349,690.10	839,609.99
2017 ROAD & BRIDGE - PCT. 4	30,088.49	157,790.04	1,296,512.10	909,677.61
2017 ROAD & BRIDGE - GEN	.00	3,011.36	40,000.00	24,445.75
2017 COUNTY ROAD FUND - PCT. 1	.00	.00	.00	5,488.72
2017 COUNTY ROAD FUND - PCT. 2	.00	.00	.00	.00
2017 COUNTY ROAD FUND - PCT. 3	.00	.00	.00	.00
2017 COUNTY ROAD FUND - PCT. 4	.00	.00	.00	.00
2017 VICTIM COORDINATOR GRANT	1,067.10	4,574.03	45,525.09	36,494.43
2017 DA FORFEITURE FUND II	4,579.17	2,345.27	18,540.60	22,838.66
2017 CONSTABLE PCT #4 SEIZURE	.00	.00	17.12	188.45
2017 COUNTY LAW LIBRARY FUND	2,380.00	.00	17,519.64	19,732.28
2017 COUNTY FREE LIBRARY	10,408.34	9,968.04	84,368.66	76,587.55
2017 COMMUNITY LIBRARY CONTRIBUTION	.00	.00	.00	.00
2017 DIGITIZE RECORDS	780.00	.00	5,541.60	3,712.00
2017 SUPPLEMENTAL GUARDIANSHIP	440.00	.00	2,953.98	1,725.00
2017 COUNTY CHILD ABUSE PREVENTION	104.08	.00	552.15	.00

FUND NAME	***** MONTH TO DATE *****		***** YEAR TO DATE *****	
	REVENUES	EXPENSES	REVENUES	EXPENSES
2017 COURT RELATED PROGRAMS	.00	.00	27.80	.00
2017 COUNTY & DISTRICT TECH FUND	52.30	.00	854.97	.00
2017 CAPITALCREDITSECONOMICDEVELOP	.00	.00	555.47	.00
2017 COMBINEDCCOURTTECHNOLOGYFUND	325.00	.00	2,271.91	.00
2017 CHAPTER 19	.00	.00	1,143.21	.00
2017 COUNTY RECORDS FUND	731.34	175.00	10,066.53	1,737.00
2017 COUNTY CLERK RECORDS FUND	805.48	9,079.60	61,536.60	60,047.52
2017 DISTRICT CLERK RECORDS FUND	359.13	.00	2,570.96	.00
2017 COUNTY CLERK ARCHIVE	9,045.44	2,448.29	63,846.16	2,448.29
2017 CAPTIAL PROJECT W P ANNEX	.00	.00	.00	.00
2017 CAPITAL PROJECT ROADS PCT NO 1	.00	.00	.00	.00
2017 CAPITAL PROJECT ROADS PCT NO 2	.00	.00	.00	.00
2017 CAPITAL PROJECT ROADS PCT NO 3	.00	.00	.00	.00
2017 CAPITAL PROJECT ROADS PCT NO 4	.00	.00	.00	.00
2017 PERMANENT IMPROVEMENT FUND	.00	.00	.00	.00
2017 RIGHT-OF-WAY FUND	.00	.00	.00	.00
2017 TAX ANTICIPATION NOTES	.00	.00	.00	.00
2017 DEBT SERVICE FUND	17,140.77	27,013.90	896,876.20	1,154,215.98
2017 VZC INDIGENT HEALTH PROGRAM	17,529.22	10,023.67	147,875.57	128,388.93
2017 SOIL CONSERVATION DIST FUND	250.00	.00	2,061.91	6,000.00
2017 APPELLATE JUSTICE SYSTEM FUND	340.00	.00	2,480.00	3,324.00
2017 PAYROLL CLEARING ACCOUNT.	.00	.00	.00	.00
2017 GEN FIXED ASSETS ACCOUNT GRP	.00	.00	.00	.00
2017 LONG TERM DEBT GROUP	.00	.00	.00	.00
2017 911 RURAL ADDRESSING PROJECT	.00	.00	.00	.00
2017 VAN ZANDT COUNTY JAIL	187,245.19	179,532.14	1,514,519.45	1,439,137.38

FUND NAME	***** MONTH TO DATE *****		***** YEAR TO DATE *****	
	REVENUES	EXPENSES	REVENUES	EXPENSES
2017 VAN ZANDT COUNTY SHERIFF DEPT	215,131.33	199,929.95	1,866,869.05	1,734,412.56
2017 CAPITAL MURDER	.00	.00	.11	184.29
2017 HOMELAND SECURITY GRANT	.00	.00	.00	.00
2017 LAW ENFORCEMENT BLOCK 2001	.00	.00	.00	.00
2017 LAW ENFORCEMENT BLOCK 2003	.00	.00	.00	.00
2017 HOMELAND SECURITY GRANT P25 CO	.00	.00	.00	.00
2017 MOBILE VIDEO REPLACEMENT GRANT	.00	.00	.00	.00
2017 BULLET PROOF VEST GRANT	.00	.00	.00	.00
2017 BURN JAG GRANT	.00	.00	.00	.00
2017 BYRNE JAG LOCAL GRANT	.00	.00	.00	.00
2017 SOLID WASTE GRANT	.00	.00	.00	.00
2017 MOBILE VIDEO REPLACEMENT GRANT	.00	.00	.00	.00
2017 CAPITAL PROJECT ROADS PCT NO 1	.00	.00	.00	.00
2017 CAPITAL PROJECT ROADS PCT NO 2	.00	.00	.00	.00
2017 CAPITAL PROJECT PCT 3	.00	.00	.00	.00
2017 CAPITAL PROJECT PCT 4	.00	.00	.00	.00
2017 FRUITVALE 2011 TXCDBG 710056	.00	.00	.00	.00
2017 BENWHEELERWSC 71348911131115	.00	.00	.00	.00
2017 LITTLEHOPEMOOREWSC713026081315	.00	.00	.00	.00
2017 PRETRIAL SUPERVISION	4,510.00	4,433.10	39,190.26	32,732.11
2017 COMMUNITY SUP & CORRECTIONS	41,656.11	36,072.97	447,046.35	342,437.14
2017 ADULT PROBATION CIVIL	1,400.00	308.44	17,516.97	17,088.38
2017 HIGH RISK SUBSTANCE ABUSE -CCP	.00	3,157.84	21,790.04	33,404.26
2017 HIGH RISK SEX OFFENDER -CCP	.00	3,856.48	45,358.50	35,207.27
2017 GRANT C COMMIT REDUCTION PROG	5,193.00	4,441.94	51,928.00	41,432.55
2017 JUVENILE PROBATION FUND	32,171.67	43,517.31	354,688.86	383,612.03

FUND NAME	***** MONTH TO DATE ***** REVENUES	***** MONTH TO DATE ***** EXPENSES	***** YEAR TO DATE ***** REVENUES	***** YEAR TO DATE ***** EXPENSES
2017 VZCJPD STATE AID GRANT	31,937.50	26,207.98	322,927.50	247,530.88
2017 VZCJPD PROGRESSIVE SANCTIONS	.00	.00	.00	.00
2017 VZCJPD - GRANT N	8,069.00	7,225.49	80,694.00	61,283.51
2017 D A SUPPLEMENTAL FUND	7,500.00	2,017.36	22,513.97	8,552.80
2017 VOICES - JUV CJD GRANT	.00	3,072.28	39,637.99	34,646.37
2017 ETCOG RESIDENTIAL	.00	.00	6,850.00	4,111.00
2017 V - JUV PROB POST FUND	.00	.00	.00	.00
2017 GRANT L SECURE FELONY REIMB	.00	.00	.00	.00
2017 JUVENILE PROBATION INTEREST	.94	.00	81.47	.00
2017 GRANT H-DIVERSION RESIDENTIAL	.00	.00	.00	.00
2017 GRANT I	.00	.00	.00	.00
2017 GRANT S	4,451.00	452.79	44,510.00	20,233.41
2017 MENTAL IMPAIRMENT CASELOAD	.00	5,042.20	39,361.87	58,639.93
2017 SALARY ADJUSTMENT FOR JUV PROB	.00	.00	.00	.00
2017 TITLE IV-E FEDERAL FOSTER CARE	.00	.00	.00	.00
2017 FRUITVALE WATER TDHCA 720076	.00	.00	.00	.00
2017 ICB	.00	.00	.00	.00
2017 INDIGENT DEFENSE GRANT	11,978.50	4,687.60	36,429.64	26,974.69
2017 ABATEMENT OFFICER	9,800.00	8,468.84	111,370.84	102,664.42
2017 TECHNOLOGY RESOURCES	.00	.00	.00	.00
2017 HAVA ELECTION GRANT	2,300.00	.00	7,377.07	.00
2017 GOLDEN WATER SUPPLY CORP	.00	.00	.00	.00
2017 D.A. CHECK COLLECTION FUND	31.94	348.18	1,789.75	2,839.81
2017 CONSTABLE #1 TLEOSE FUND	.00	.00	977.09	.00
2017 CONSTABLE #2 TLEOSE FUND	.00	.00	920.21	180.00
2017 CONSTABLE #3 TLEOSE FUND	.00	.00	.00	.00

FUND NAME	***** MONTH TO DATE *****		***** YEAR TO DATE *****	
	REVENUES	EXPENSES	REVENUES	EXPENSES
2017 CONSTABLE #4 TLEOSE FUND	.00	53.90	682.59	528.94
2017 SHERIFF TLEOSE FUND	.00	1,162.30	4,268.13	2,838.99
2017 DA TLEOSE FUND	.00	495.00	.00	495.00
2017 VZC COMMISSARY PERSONNEL FUND	.00	.00	.00	2.41
2017 SHERIFF - CANINE DRUG ACCOUNT	.00	.00	.00	.00
2017 JUSTICE COURT TECHNOLOGY FUND	985.80	.00	7,510.87	.00
2017 VZC COURTHOUSE BEAUTIFICATION	.00	.00	.00	.00
2017 CHILD ADVOCACY	.00	.00	.00	.00
2017 CONTRIBUTION RELIEF FUND	.00	.00	.00	.00
2017 HURRICANE RITA - ASSISTANCE	.00	.00	.00	.00
2017 VETERAN'S MEMORIAL WALL FUND	.00	.00	.00	.00
2017 HISTORICAL COMMISSION	.00	.00	1,445.10	550.00
2017 VAN TORNADO-ASSISTANCE	.00	.00	152,943.82	152,943.62
2017 FEMA - DEC 2015 STORM	.00	.00	67,556.48	67,556.48
2017 FEMA APRIL 2016 STORM	.00	.00	472,261.39	472,261.39
	-----	-----	-----	-----
TOTAL	1,128,664.63	2,102,100.63	22,759,308.04	18,478,359.42

ACCOUNT NAME	BEGINNING CASH BALANCE	CASH RECEIPTS	CASH DISBURSEMENTS	ENDING CASH BALANCE
2017 010 GENERAL FUND				
COINS	1.00	.00	.00	1.00
CASH	617,876.25	550,167.07	1,058,665.09-	109,378.23
RETURNED CHECK FEES	.00	.00	.00	.00
AMERICAN NATIONAL CASH	.00	.00	.00	.00
VZC JURY CASH CLEARING	3,001.00	.00	4,360.00-	1,359.00-
VZC CHECKING DEBT SERVICE	.00	.00	.00	.00
PETTY CASH COLLECTION-PCT. 1	100.00	.00	.00	100.00
PETTY CASH-CTY CLERK	500.00	.00	.00	500.00
PETTY CASH-DIST CLERK	400.00	.00	.00	400.00
COUNTY COURT JURY CASH	.00	.00	.00	.00
DISTRICT COURT JURY CASH	.00	.00	.00	.00
PETTY CASH-JP #1	200.00	.00	.00	200.00
PETTY CASH-JP #2	200.00	.00	.00	200.00
PETTY CASH - JP#4	200.00	.00	.00	200.00
PETTY CASH-SHERIFF	.00	.00	.00	.00
PETTY CASH-TAX COLLECTOR	3,000.00	.00	.00	3,000.00
PETTY CASH - TAX COLL (BOAT)	.00	.00	.00	.00
PETTY CASH-TAX (BOAT CK ACCT)	2.70	.00	.00	2.70
TIME DEPOSIT ON ACCOUNT	2,204,605.63	.00	.00	2,204,605.63
MBIA MUNCIPIPAL INVESTORS SERV	1,263.35	1.17	.00	1,264.52
FUND TOTALS	<u>2,831,349.93</u>	<u>550,168.24</u>	<u>1,063,025.09-</u>	<u>2,318,493.08</u>
2017 011 VZC EMPLOYEE BENEFITS FUND				
VZC BENEFIT RESERVE	.00	.00	.00	.00
CLAIMS CLEARING ACCOUNT	.00	.00	.00	.00
INTER ACCOUNT CLEARING TRANSFE	.00	.00	.00	.00
FUND TOTALS	<u>.00</u>	<u>.00</u>	<u>.00</u>	<u>.00</u>
2017 012 RESERVE FUNDS				
CASH	.00	.00	.00	.00
TIME DEPOSIT ON ACCOUNT	.00	.00	.00	.00
MBIA MUNICIPAL INVESTORS SERV	.00	.00	.00	.00
FUND TOTALS	<u>.00</u>	<u>.00</u>	<u>.00</u>	<u>.00</u>
2017 015 SHERIFF FORFEITURE FUND				
CASH	9,676.56	2,005.53	.00	11,682.09
AMERICAN NATIONAL CASH	.00	.00	.00	.00
CASH-OTHER	.00	.00	.00	.00
TIME DEPOSIT ON ACCOUNT	9,059.18	.00	.00	9,059.18
MBIA MUNICIPAL INVESTORS SERV	.00	.00	.00	.00
FUND TOTALS	<u>18,735.74</u>	<u>2,005.53</u>	<u>.00</u>	<u>20,741.27</u>
2017 016 DA FORFEITURE FUND				
CASH	.00	.00	.00	.00
D. A. ESCROW/BART ROGERS	3,094.55	.00	.00	3,094.55
D. A. ESCROW/HURST-LANE	1,813.77	.00	.00	1,813.77
D. A. ESCROW/CALE	1,166.63	.00	.00	1,166.63
D. A. ESCROW/HALL	301.21	.00	.00	301.21
D. A. ESCROW/RANDALL MOORE	800.91	.00	.00	800.91
D. A. ESCROW/DENNIS KINCAID	1,868.81	.00	.00	1,868.81
D. A. ESCROW/DALTON KING	2,464.82	.00	.00	2,464.82
D. A. ESCROW/TONY KHAMPA	6,161.16	.00	.00	6,161.16
D. A. ESCROW/STANLEY CRAVEN	1,015.77	.00	.00	1,015.77
D. A. ESCROW/JUAN RICARDO	5,070.22	.00	.00	5,070.22
D. A. ESCROW/CULPEPPER	2,810.58	.00	.00	2,810.58

ACCOUNT NAME	BEGINNING CASH BALANCE	CASH RECEIPTS	CASH DISBURSEMENTS	ENDING CASH BALANCE
D. A. ESCROW/JOHN H TUCKER	5,012.62	.00	.00	5,012.62
D. A. ESCROW/BOWERS	1,156.43	.00	.00	1,156.43
D. A. ESCROW/	.00	.00	.00	.00
D. A. ESCROW/BILLINGTON	4,275.60	.00	.00	4,275.60
D. A. ESCROW/	.00	.00	.00	.00
D. A. ESCROW/	.00	.00	.00	.00
D. A. ESCROW/	.00	.00	.00	.00
D. A. ESCROW/	.00	.00	.00	.00
D. A. ESCROW/CALVERT WILSON	2,312.32	.00	.00	2,312.32
D. A. ESCROW/	.00	.00	.00	.00
D. A. ESCROW/WALTER MAYS	353.50	.00	.00	353.50
D. A. ESCROW/	.00	.00	.00	.00
D. A. ESCROW/	.00	.00	.00	.00
D. A. ESCROW/GONZALES	4,023.70	.00	.00	4,023.70
D. A. ESCROW/	.00	.00	.00	.00
D. A. ESCROW/JASMINE GONZALEZ	638.18	.00	.00	638.18
D. A. ESCROW/	.00	.00	.00	.00
D. A. ESCROW/TAVARCHIE HARDING	778.64	.00	.00	778.64
D. A. ESCROW/	.00	.00	.00	.00
D. A. ESCROW/MICHAEL WOOD	4,555.53	.00	.00	4,555.53
TIME DEPOSIT ON ACCOUNT	.00	.00	.00	.00
MBIA MUNICIPAL INVESTORS SERV	.00	.00	.00	.00
FUND TOTALS	<u>149,507.68</u>	<u>.00</u>	<u>.00</u>	<u>149,507.68</u>
2017 017 BUILDING SECURITY FUND				
CASH	4,826.95	4,200.11	3,756.60-	5,270.46
TIME DEPOSIT ON ACCOUNT	.00	.00	.00	.00
MBIA MUNICIPAL INVESTORS SERV	.00	.00	.00	.00
FUND TOTALS	<u>4,826.95</u>	<u>4,200.11</u>	<u>3,756.60-</u>	<u>5,270.46</u>
2017 018 JUSTICE COURT BLDG SECURITY				
CASH	9,030.90	242.36	124.00-	9,149.26
TIME DEPOSIT ON ACCOUNT	.00	.00	.00	.00
FUND TOTALS	<u>9,030.90</u>	<u>242.36</u>	<u>124.00-</u>	<u>9,149.26</u>
2017 019 DA FORFEITURE FUND				
CASH	.00	.00	.00	.00
D. A. ESCROW/	.00	.00	.00	.00
D. A. ESCROW/	.00	.00	.00	.00
D. A. ESCROW/	.00	.00	.00	.00
D. A. ESCROW/	.00	.00	.00	.00
D. A. ESCROW/	.00	.00	.00	.00
D. A. ESCROW/	.00	.00	.00	.00
D. A. ESCROW/	.00	.00	.00	.00
D. A. ESCROW/	.00	.00	.00	.00
D. A. ESCROW/	.00	.00	.00	.00
D. A. ESCROW/	.00	.00	.00	.00
D. A. ESCROW/	.00	.00	.00	.00
D. A. ESCROW/	.00	.00	.00	.00
D. A. ESCROW/	.00	.00	.00	.00
D. A. ESCROW/	.00	.00	.00	.00
D. A. ESCROW/BECKY SNELL	985.15	.00	.00	985.15
D. A. ESCROW/APOLONIO CAZAREZ	1,158.85	.00	.00	1,158.85
D. A. ESCROW/MARIE WALL	6,466.90	.00	.00	6,466.90
D. A. ESCROW/RICHARD SMITTY	2,940.88	.00	.00	2,940.88
D. A. ESCROW/	.00	.00	.00	.00
D. A. ESCROW/	.00	.00	.00	.00
D. A. ESCROW/	.00	.00	.00	.00
D. A. ESCROW/	.00	.00	.00	.00
D. A. ESCROW/	.00	.00	.00	.00

ACCOUNT NAME	BEGINNING CASH BALANCE	CASH RECEIPTS	CASH DISBURSEMENTS	ENDING CASH BALANCE
D. A. ESCROW/	.00	.00	.00	.00
D. A. ESCROW/	.00	.00	.00	.00
D. A. ESCROW/	.00	.00	.00	.00
D. A. ESCROW/	.00	.00	.00	.00
D. A. ESCROW/	.00	.00	.00	.00
D. A. ESCROW/	.00	.00	.00	.00
D. A. ESCROW/	.00	.00	.00	.00
D. A. ESCROW/	.00	.00	.00	.00
D. A. ESCROW/	.00	.00	.00	.00
D. A. ESCROW/	.00	.00	.00	.00
TIME DEPOSIT ON ACCOUNT	.00	.00	.00	.00
MBIA MUNICIPAL INVESTORS SERV	.00	.00	.00	.00
FUND TOTALS	<u>13,227.88</u>	<u>.00</u>	<u>.00</u>	<u>13,227.88</u>
2017 021 ROAD & BRIDGE - PCT. 1				
CASH	205,442.28	30,436.30	79,804.21-	156,074.37
TIME DEPOSIT ON ACCOUNT	569,874.61	.00	.00	569,874.61
MBIA MUNICIPAL INVESTORS SERV	3.42	.00	.00	3.42
FUND TOTALS	<u>775,320.31</u>	<u>30,436.30</u>	<u>79,804.21-</u>	<u>725,952.40</u>
2017 022 ROAD & BRIDGE - PCT. 2				
CASH	313,875.54	38,719.80	153,844.29-	198,751.05
TIME DEPOSIT ON ACCOUNT	947,392.89	.00	.00	947,392.89
MBIA MUNICIPAL INVESTORS SERV	390,212.18	359.80	.00	390,571.98
FUND TOTALS	<u>1,651,480.61</u>	<u>39,079.60</u>	<u>153,844.29-</u>	<u>1,536,715.92</u>
2017 023 ROAD & BRIDGE - PCT. 3				
CASH	182,551.18	35,604.93	99,182.21-	118,973.90
TIME DEPOSIT ON ACCOUNT	703,117.82	.00	.00	703,117.82
MBIA MUNICIPAL INVESTORS SERV	.65	.00	.00	.65
FUND TOTALS	<u>885,669.65</u>	<u>35,604.93</u>	<u>99,182.21-</u>	<u>822,092.37</u>
2017 024 ROAD & BRIDGE - PCT. 4				
CASH	23,601.11	30,197.47	152,684.21-	98,885.63-
TIME DEPOSIT ON ACCOUNT	436,662.42	.00	.00	436,662.42
MBIA MUNICIPAL INVESTORS SERV	109,956.03	101.39	.00	110,057.42
FUND TOTALS	<u>570,219.56</u>	<u>30,298.86</u>	<u>152,684.21-</u>	<u>447,834.21</u>
2017 026 ROAD & BRIDGE - GEN				
CASH	14,988.05	.00	3,011.36-	11,976.69
TIME DEPOSIT ON ACCOUNT	.00	.00	.00	.00
MBIA MUNICIPAL INVESTORS SERV	.00	.00	.00	.00
FUND TOTALS	<u>14,988.05</u>	<u>.00</u>	<u>3,011.36-</u>	<u>11,976.69</u>
2017 031 COUNTY ROAD FUND - PCT. 1				
CASH	.00	.00	.00	.00
TIME DEPOSIT ON ACCOUNT	.00	.00	.00	.00
MBIA MUNICIPAL INVESTORS SERV	.00	.00	.00	.00
FUND TOTALS	<u>.00</u>	<u>.00</u>	<u>.00</u>	<u>.00</u>
2017 032 COUNTY ROAD FUND - PCT. 2				
CASH	434.00-	.00	.00	434.00-
TIME DEPOSIT ON ACCOUNT	.00	.00	.00	.00
MBIA MUNICIPAL INVESTORS SERV	.00	.00	.00	.00
FUND TOTALS	<u>434.00-</u>	<u>.00</u>	<u>.00</u>	<u>434.00-</u>
2017 033 COUNTY ROAD FUND - PCT. 3				
CASH	.00	.00	.00	.00

ACCOUNT NAME	BEGINNING CASH BALANCE	CASH RECEIPTS	CASH DISBURSEMENTS	ENDING CASH BALANCE
TIME DEPOSIT ON ACCOUNT	.00	.00	.00	.00
MBIA MUNICIPAL INVESTORS SERV	.00	.00	.00	.00
FUND TOTALS	.00	.00	.00	.00
2017 034 COUNTY ROAD FUND - PCT. 4				
CASH	.00	.00	.00	.00
TIME DEPOSIT ON ACCOUNT	.00	.00	.00	.00
MBIA MUNICIPAL INVESTORS SERV	.00	.00	.00	.00
FUND TOTALS	.00	.00	.00	.00
2017 035 VICTIM COORDINATOR GRANT				
CASH	3,258.52-	1,237.10	4,784.16-	6,805.58-
TIME DEPOSIT ON ACCOUNT	.00	.00	.00	.00
MBIA MUNICIPAL INVESTORS SERV	.00	.00	.00	.00
FUND TOTALS	3,258.52-	1,237.10	4,784.16-	6,805.58-
2017 036 DA FORFEITURE FUND II				
CASH	6,037.47	4,579.17	2,345.27-	8,271.37
TIME DEPOSIT ON ACCOUNT	76,984.33	.00	.00	76,984.33
MBIA MUNICIPAL INVESTORS SERV	.00	.00	.00	.00
FUND TOTALS	83,021.80	4,579.17	2,345.27-	85,255.70
2017 037 CONSTABLE PCT #4 SEIZURE				
CASH	1,024.89	.00	.00	1,024.89
TIME DEPOSIT ON ACCOUNT	5,589.25	.00	.00	5,589.25
MBIA MUNICIPAL INVESTORS SERV	.00	.00	.00	.00
FUND TOTALS	6,614.14	.00	.00	6,614.14
2017 040 COUNTY LAW LIBRARY FUND				
CASH	77.83	3,251.41	871.41-	2,457.83
TIME DEPOSIT ON ACCOUNT	48,986.34	.00	.00	48,986.34
MBIA MUNICIPAL INVESTORS SERV	.00	.00	.00	.00
FUND TOTALS	49,064.17	3,251.41	871.41-	51,444.17
2017 042 COUNTY FREE LIBRARY				
CASH	38,195.98	10,408.34	9,809.33-	38,794.99
TIME DEPOSIT ON ACCOUNT	.00	.00	.00	.00
MBIA MUNICIPAL INVESTORS SERV	.00	.00	.00	.00
FUND TOTALS	38,195.98	10,408.34	9,809.33-	38,794.99
2017 043 COMMUNITY LIBRARY CONTRIBUTION				
CASH	407.10	.00	.00	407.10
TIME DEPOSIT ON ACCOUNT	.00	.00	.00	.00
MBIA MUNICIPAL INVESTORS SERV	.00	.00	.00	.00
FUND TOTALS	407.10	.00	.00	407.10
2017 047 DIGITIZE RECORDS				
CASH	8,068.80	780.00	.00	8,848.80
TIME DEPOSIT ON ACCOUNT	49,361.67	.00	.00	49,361.67
MBIA	.00	.00	.00	.00
FUND TOTALS	57,430.47	780.00	.00	58,210.47
2017 048 SUPPLEMENTAL GUARDIANSHIP				
CASH	14,193.28	440.00	.00	14,633.28
TEXPOOL	11,078.48	.00	.00	11,078.48
FUND TOTALS	25,271.76	440.00	.00	25,711.76
2017 049 COUNTY CHILD ABUSE PREVENTION				
CASH	4,767.54	104.08	.00	4,871.62

ACCOUNT NAME	BEGINNING CASH BALANCE	CASH RECEIPTS	CASH DISBURSEMENTS	ENDING CASH BALANCE
TIME DEPOSIT ON ACCOUNT	1.83	.00	.00	1.83
FUND TOTALS	<u>4,769.37</u>	<u>104.08</u>	<u>.00</u>	<u>4,873.45</u>
2017 050 COURT RELATED PROGRAMS				
CASH	6,211.76	.00	.00	6,211.76
TIME DEPOSIT ON ACCOUNT	9,062.18	.00	.00	9,062.18
MBIA MUNICIPAL INVESTORS SERV	.00	.00	.00	.00
FUND TOTALS	<u>15,273.94</u>	<u>.00</u>	<u>.00</u>	<u>15,273.94</u>
2017 052 COUNTY & DISTRICT TECH FUND				
CASH	6,976.35	52.30	.00	7,028.65
TIME DEPOSIT ON ACCOUNT	.00	.00	.00	.00
MBIA	.00	.00	.00	.00
FUND TOTALS	<u>6,976.35</u>	<u>52.30</u>	<u>.00</u>	<u>7,028.65</u>
2017 053 CAPITALCREDITSECONOMICDEVELOP				
CASH	5,810.22	.00	.00	5,810.22
TIME DEPOSIT ON ACCOUNT	180,843.41	.00	.00	180,843.41
FUND TOTALS	<u>186,653.63</u>	<u>.00</u>	<u>.00</u>	<u>186,653.63</u>
2017 054 COMBINEDCCOURTTECHNOLOGYFUND				
CASH	7,215.71	325.00	.00	7,540.71
TIME DEPOSIT ON ACCOUNT	19,192.31	.00	.00	19,192.31
MBIA MUNICIPAL INVESTORS SERV	.00	.00	.00	.00
FUND TOTALS	<u>26,408.02</u>	<u>325.00</u>	<u>.00</u>	<u>26,733.02</u>
2017 055 CHAPTER 19				
CASH	184.04-	.00	.00	184.04-
TIME DEPOSIT ON ACCOUNT	.00	.00	.00	.00
MBIA	.00	.00	.00	.00
FUND TOTALS	<u>184.04-</u>	<u>.00</u>	<u>.00</u>	<u>184.04-</u>
2017 056 COUNTY RECORDS FUND				
CASH	24,841.27	731.34	175.00-	25,397.61
TIME DEPOSIT ON ACCOUNT	67,840.38	.00	.00	67,840.38
MBIA MUNICIPAL INVESTORS SERV	.00	.00	.00	.00
FUND TOTALS	<u>92,681.65</u>	<u>731.34</u>	<u>175.00-</u>	<u>93,237.99</u>
2017 057 COUNTY CLERK RECORDS FUND				
CASH	25,924.70	805.48	9,079.60-	17,650.58
TIME DEPOSIT ON ACCOUNT	82,938.18	.00	.00	82,938.18
MBIA MUNICIPAL INVESTORS SERV	.00	.00	.00	.00
FUND TOTALS	<u>108,862.88</u>	<u>805.48</u>	<u>9,079.60-</u>	<u>100,588.76</u>
2017 058 DISTRICT CLERK RECORDS FUND				
CASH	15,830.61	359.13	.00	16,189.74
TIME DEPOSIT ON ACCOUNT	25,296.04	.00	.00	25,296.04
FUND TOTALS	<u>41,126.65</u>	<u>359.13</u>	<u>.00</u>	<u>41,485.78</u>
2017 059 COUNTY CLERK ARCHIVE				
CASH	60,210.25	9,045.44	2,448.29-	66,807.40
TIME DEPOSIT ON ACCOUNT	276,116.24	.00	.00	276,116.24
FUND TOTALS	<u>336,326.49</u>	<u>9,045.44</u>	<u>2,448.29-</u>	<u>342,923.64</u>
2017 060 CAPTIAL PROJECT W P ANNEX				
CASH	.00	.00	.00	.00
TIME DEPOSIT ON ACCOUNT	.00	.00	.00	.00

ACCOUNT NAME	BEGINNING CASH BALANCE	CASH RECEIPTS	CASH DISBURSEMENTS	ENDING CASH BALANCE
MBIA MUNICIPAL INVESTOR SERVIC	.00	.00	.00	.00
FUND TOTALS	.00	.00	.00	.00
2017 061 CAPITAL PROJECT ROADS PCT NO 1				
CASH	171.63	.00	.00	171.63
TIME DEPOSIT ON ACCOUNT	.00	.00	.00	.00
MBIA MUNICIPAL INVESTOR SERVIC	.00	.00	.00	.00
FUND TOTALS	171.63	.00	.00	171.63
2017 062 CAPITAL PROJECT ROADS PCT NO 2				
CASH	.00	.00	.00	.00
TIME DEPOSIT ON ACCOUNT	.00	.00	.00	.00
MBIA MUNICIPAL INVESTORS SER	.00	.00	.00	.00
FUND TOTALS	.00	.00	.00	.00
2017 063 CAPITAL PROJECT ROADS PCT NO 3				
CASH	.00	.00	.00	.00
TIME DEPOSIT ON ACCOUNT	.00	.00	.00	.00
MBIA MUNICIPAL INVESTORS SERV	.00	.00	.00	.00
FUND TOTALS	.00	.00	.00	.00
2017 064 CAPITAL PROJECT ROADS PCT NO 4				
CASH	.00	.00	.00	.00
TIME DEPOSIT ON ACCOUNT	.00	.00	.00	.00
MBIA MUNICIPAL INVESTORS SERV	.00	.00	.00	.00
FUND TOTALS	.00	.00	.00	.00
2017 070 PERMANENT IMPROVEMENT FUND				
CASH	.00	.00	.00	.00
TIME DEPOSIT ON ACCOUNT	.00	.00	.00	.00
MBIA MUNICIPAL INVESTORS SERV	.00	.00	.00	.00
FUND TOTALS	.00	.00	.00	.00
2017 075 RIGHT-OF-WAY FUND				
CASH	118.09	.00	.00	118.09
TIME DEPOSIT ON ACCOUNT	.00	.00	.00	.00
MBIA MUNICIPAL INVESTORS SERV	.00	.00	.00	.00
FUND TOTALS	118.09	.00	.00	118.09
2017 084 TAX ANTICIPATION NOTES				
CASH	24.23	.00	.00	24.23
TIME DEPOSIT ON ACCOUNT	.00	.00	.00	.00
MBIA	.00	.00	.00	.00
FUND TOTALS	24.23	.00	.00	24.23
2017 085 DEBT SERVICE FUND				
CASH	149,370.66	16,913.08	.00	166,283.74
TIME DEPOSIT ON ACCOUNT	436,968.96	.00	.00	436,968.96
MBIA MUNICIPAL INVESTORS SERV	246,940.84	227.69	.00	247,168.53
FUND TOTALS	833,280.46	17,140.77	.00	850,421.23
2017 087 VZC INDIGENT HEALTH PROGRAM				
CASH	25,597.31	17,529.22	8,978.67-	34,147.86
TIME DEPOSIT ON ACCOUNT	75,000.00	.00	.00	75,000.00
MBIA MUNICIPAL INVESTORS SERV	.00	.00	.00	.00
FUND TOTALS	100,597.31	17,529.22	8,978.67-	109,147.86
2017 088 SOIL CONSERVATION DIST FUND				
CASH	4,007.99-	250.00	.00	3,757.99-

ACCOUNT NAME	BEGINNING CASH BALANCE	CASH RECEIPTS	CASH DISBURSEMENTS	ENDING CASH BALANCE
TIME DEPOSIT ON ACCOUNT	20,168.24	.00	.00	20,168.24
MBIA MUNICIPAL INVESTORS SERV	.00	.00	.00	.00
FUND TOTALS	<u>16,160.25</u>	<u>250.00</u>	<u>.00</u>	<u>16,410.25</u>
2017 090 APPELLATE JUSTICE SYSTEM FUND				
CASH	305.35	340.00	.00	645.35
TIME DEPOSIT ON ACCOUNT	.00	.00	.00	.00
MBIA MUNICIPAL INVESTORS SERV	.00	.00	.00	.00
FUND TOTALS	<u>305.35</u>	<u>340.00</u>	<u>.00</u>	<u>645.35</u>
2017 095 PAYROLL CLEARING ACCOUNT.				
CASH	200,000.20	.00	.00	200,000.20
MBIA MUNICIPAL INVESTORS SERV	.00	.00	.00	.00
FUND TOTALS	<u>200,000.20</u>	<u>.00</u>	<u>.00</u>	<u>200,000.20</u>
2017 096 GEN FIXED ASSETS ACCOUNT GRP				
MBIA MUNICIPAL INVESTORS SERV	.00	.00	.00	.00
FUND TOTALS	<u>.00</u>	<u>.00</u>	<u>.00</u>	<u>.00</u>
2017 097 LONG TERM DEBT GROUP				
MBIA MUNICIPAL INVESTORS SERV	.00	.00	.00	.00
FUND TOTALS	<u>.00</u>	<u>.00</u>	<u>.00</u>	<u>.00</u>
2017 130 911 RURAL ADDRESSING PROJECT				
CASH	.00	.00	.00	.00
TIME DEPOSIT ON ACCOUNT	.00	.00	.00	.00
MBIA MUNICIPAL INVESTORS SERV	.00	.00	.00	.00
OTHER CASH - 916055 B OF VZ	.00	.00	.00	.00
FUND TOTALS	<u>.00</u>	<u>.00</u>	<u>.00</u>	<u>.00</u>
2017 131 VAN ZANDT COUNTY JAIL				
CASH	26,621.91-	186,799.19	167,329.75-	7,152.47-
MEDICARE PAYABLE	.00	.00	.00	.00
VOUCHERS PAYABLE	.00	.00	.00	.00
TIME DEPOSIT ON ACCOUNT	.00	.00	.00	.00
MBIA MUNICIPAL INVESTORS SERV	.00	.00	.00	.00
FUND TOTALS	<u>26,621.91-</u>	<u>186,799.19</u>	<u>167,329.75-</u>	<u>7,152.47-</u>
2017 132 VAN ZANDT COUNTY SHERIFF DEPT				
CASH	19,496.13	215,607.53	199,977.52-	35,126.14
TIME DEPOSIT ON ACCOUNT	.00	.00	.00	.00
MBIA MUNICIPAL INVESTORS SERV	.00	.00	.00	.00
FUND TOTALS	<u>19,496.13</u>	<u>215,607.53</u>	<u>199,977.52-</u>	<u>35,126.14</u>
2017 135 CAPITAL MURDER				
CASH	.00	.00	.00	.00
TEXPOOL	.00	.00	.00	.00
FUND TOTALS	<u>.00</u>	<u>.00</u>	<u>.00</u>	<u>.00</u>
2017 136 HOMELAND SECURITY GRANT				
CASH	1,990.01	.00	.00	1,990.01
TIME DEPOSIT ON ACCOUNT	.00	.00	.00	.00
FUND TOTALS	<u>1,990.01</u>	<u>.00</u>	<u>.00</u>	<u>1,990.01</u>
2017 137 LAW ENFORCEMENT BLOCK 2001				
CASH	.00	.00	.00	.00
TIME DEPOSIT ON ACCOUNT	.00	.00	.00	.00

ACCOUNT NAME	BEGINNING CASH BALANCE	CASH RECEIPTS	CASH DISBURSEMENTS	ENDING CASH BALANCE
MBIA MUNICIPAL INVESTORS SERV	.00	.00	.00	.00
FUND TOTALS	.00	.00	.00	.00
2017 138 LAW ENFORCEMENT BLOCK 2003				
CASH	.00	.00	.00	.00
TIME DEPOSIT ON ACCOUNT	.00	.00	.00	.00
MBIA MUNICIPAL INVESTORS SERV	.00	.00	.00	.00
FUND TOTALS	.00	.00	.00	.00
2017 139 HOMELAND SECURITY GRANT P25 CO				
CASH	2,293.00-	.00	.00	2,293.00-
TIME DEPOSIT ON ACCOUNT	.00	.00	.00	.00
MBIA MUNICIPAL INVESTORS SERV	.00	.00	.00	.00
FUND TOTALS	2,293.00-	.00	.00	2,293.00-
2017 140 MOBILE VIDEO REPLACEMENT GRANT				
CASH	.00	.00	.00	.00
TDOA	.00	.00	.00	.00
FUND TOTALS	.00	.00	.00	.00
2017 141 BULLET PROOF VEST GRANT				
CASH	5,430.50-	.00	.00	5,430.50-
TIME DEPOSIT ON ACCOUNT	.00	.00	.00	.00
MBIA MUNICIPAL INVESTORS SERV	.00	.00	.00	.00
FUND TOTALS	5,430.50-	.00	.00	5,430.50-
2017 142 BURN JAG GRANT				
CASH	.00	.00	.00	.00
TIME DEPOSIT ON ACCOUNT	.00	.00	.00	.00
FUND TOTALS	.00	.00	.00	.00
2017 143 BYRNE JAG LOCAL GRANT				
CASH	.00	.00	.00	.00
TIME DEPOSIT ON ACCOUNT	.00	.00	.00	.00
FUND TOTALS	.00	.00	.00	.00
2017 145 SOLID WASTE GRANT				
CASH	203.03	.00	.00	203.03
TIME DEPOSIT ON ACCOUNT	.00	.00	.00	.00
FUND TOTALS	203.03	.00	.00	203.03
2017 147 MOBILE VIDEO REPLACEMENT GRANT				
CASH	.00	.00	.00	.00
TDOA	.00	.00	.00	.00
FUND TOTALS	.00	.00	.00	.00
2017 261 CAPITAL PROJECT ROADS PCT NO 1				
CASH	7.84	.00	.00	7.84
TIME DEPOSIT ON ACCOUNT	.00	.00	.00	.00
FUND TOTALS	7.84	.00	.00	7.84
2017 262 CAPITAL PROJECT ROADS PCT NO 2				
CASH	1.34	.00	.00	1.34
TIME DEPOSIT ON ACCOUNT	.00	.00	.00	.00
FUND TOTALS	1.34	.00	.00	1.34
2017 263 CAPITAL PROJECT PCT 3				
CASH	.00	.00	.00	.00

ACCOUNT NAME	BEGINNING CASH BALANCE	CASH RECEIPTS	CASH DISBURSEMENTS	ENDING CASH BALANCE
TIME DEPOSIT ON ACCOUNT	.00	.00	.00	.00
FUND TOTALS	<u>.00</u>	<u>.00</u>	<u>.00</u>	<u>.00</u>
2017 264 CAPITAL PROJECT PCT 4				
CASH	.00	.00	.00	.00
TIME DEPOSIT ON ACCOUNT	.00	.00	.00	.00
FUND TOTALS	<u>.00</u>	<u>.00</u>	<u>.00</u>	<u>.00</u>
2017 400 FRUITVALE 2011 TXCDBG 710056				
CASH	.00	.00	.00	.00
WATER GRANT CASH	.00	.00	.00	.00
FUND TOTALS	<u>.00</u>	<u>.00</u>	<u>.00</u>	<u>.00</u>
2017 401 BENWHEELERWSC 71348911131115				
FUND TOTALS	<u>.00</u>	<u>.00</u>	<u>.00</u>	<u>.00</u>
2017 402 LITTLEHOPEMOOREWSC713026081315				
FUND TOTALS	<u>.00</u>	<u>.00</u>	<u>.00</u>	<u>.00</u>
2017 540 PRETRIAL SUPERVISION				
CASH	52,646.90	4,510.00	4,433.10-	52,723.80
TDOA	100,523.88	.00	.00	100,523.88
FUND TOTALS	<u>153,170.78</u>	<u>4,510.00</u>	<u>4,433.10-</u>	<u>153,247.68</u>
2017 541 COMMUNITY SUP & CORRECTIONS				
CASH	131,764.55	41,722.52	36,144.93-	137,342.14
PETTY CASH	100.00	.00	.00	100.00
TIME DEPOSIT ON ACCOUNT	259,898.07	.00	.00	259,898.07
MBIA MUNICIPAL INVESTORS SERV	.00	.00	.00	.00
FUND TOTALS	<u>391,762.62</u>	<u>41,722.52</u>	<u>36,144.93-</u>	<u>397,340.21</u>
2017 542 ADULT PROBATION CIVIL				
CASH	62,133.08	1,400.00	308.44-	63,224.64
TDOA	273,434.50	.00	.00	273,434.50
MBIA	.00	.00	.00	.00
FUND TOTALS	<u>335,567.58</u>	<u>1,400.00</u>	<u>308.44-</u>	<u>336,659.14</u>
2017 543 HIGH RISK SUBSTANCE ABUSE -CCP				
CASH	3,569.88-	.00	3,157.84-	6,727.72-
TIME DEPOSIT ON ACCOUNT	.00	.00	.00	.00
MBIA MUNICIPAL INVESTORS SERV	.00	.00	.00	.00
FUND TOTALS	<u>3,569.88-</u>	<u>.00</u>	<u>3,157.84-</u>	<u>6,727.72-</u>
2017 544 HIGH RISK SEX OFFENDER -CCP				
CASH	14,214.64	.00	3,856.48-	10,358.16
TIME DEPOSIT ON ACCOUNT	.00	.00	.00	.00
MBIA MUNICIPAL INVESTORS SERV	.00	.00	.00	.00
FUND TOTALS	<u>14,214.64</u>	<u>.00</u>	<u>3,856.48-</u>	<u>10,358.16</u>
2017 545 GRANT C COMMIT REDUCTION PROG				
CASH	9,746.35	5,193.00	4,441.94-	10,497.41
FUND TOTALS	<u>9,746.35</u>	<u>5,193.00</u>	<u>4,441.94-</u>	<u>10,497.41</u>
2017 546 JUVENILE PROBATION FUND				
CASH	271,506.06-	32,744.79	43,690.16-	282,451.43-
TIME DEPOSIT ON ACCOUNT	.00	.00	.00	.00
MBIA MUNICIPAL INVESTORS SERV	.00	.00	.00	.00

ACCOUNT NAME	BEGINNING CASH BALANCE	CASH RECEIPTS	CASH DISBURSEMENTS	ENDING CASH BALANCE
FUND TOTALS	271,506.06-	32,744.79	43,690.16-	282,451.43-
2017 547 VZCJPD STATE AID GRANT				
CASH	67,617.35	31,937.50	26,207.98-	73,346.87
TIME DEPOSIT ON ACCOUNT	.00	.00	.00	.00
MBIA MUNICIPAL INVESTORS SERV	.00	.00	.00	.00
FUND TOTALS	67,617.35	31,937.50	26,207.98-	73,346.87
2017 548 VZCJPD PROGRESSIVE SANCTIONS				
CASH	.00	.00	.00	.00
TIME DEPOSIT ON ACCOUNT	.00	.00	.00	.00
MBIA MUNICIPAL INVESTORS SERV	.00	.00	.00	.00
FUND TOTALS	.00	.00	.00	.00
2017 549 VZCJPD - GRANT N				
CASH	23,068.45	8,069.00	7,225.49-	23,911.96
TIME DEPOSIT ON ACCOUNT	.00	.00	.00	.00
MBIA MUNICIPAL INVESTORS SERV	.00	.00	.00	.00
FUND TOTALS	23,068.45	8,069.00	7,225.49-	23,911.96
2017 550 D A SUPPLEMENTAL FUND				
CASH	8,246.71	7,500.00	2,017.36-	13,729.35
TIME DEPOSIT ON ACCOUNT	4,565.06	.00	.00	4,565.06
MBIA MUNICIPAL INVESTORS SERV	.00	.00	.00	.00
FUND TOTALS	12,811.77	7,500.00	2,017.36-	18,294.41
2017 551 VOICES - JUV CJD GRANT				
VOICES - CJD JUV GRANT	3,877.88-	.00	3,072.28-	6,950.16-
TIME DEPOSIT ON ACCOUNT	.00	.00	.00	.00
FUND TOTALS	3,877.88-	.00	3,072.28-	6,950.16-
2017 552 ETCOG RESIDENTIAL				
CASH	461.00-	.00	.00	461.00-
FUND TOTALS	461.00-	.00	.00	461.00-
2017 553 V - JUV PROB POST FUND				
CASH	.00	.00	.00	.00
TIME DEPOSIT ON ACCOUNT	.00	.00	.00	.00
MBIA MUNICIPAL INVESTORS SERV	.00	.00	.00	.00
FUND TOTALS	.00	.00	.00	.00
2017 554 GRANT L SECURE FELONY REIMB				
GRANT L SECURE FELONY REIMB	665.00-	.00	.00	665.00-
TIME DEPOSIT ON ACCOUNT	.00	.00	.00	.00
FUND TOTALS	665.00-	.00	.00	665.00-
2017 555 JUVENILE PROBATION INTEREST				
CASH	25.82	.94	.00	26.76
TIME DEPOSIT ON ACCOUNT	23,279.76	.00	.00	23,279.76
MBIA MUNICIPAL INVESTORS SERV	.00	.00	.00	.00
FUND TOTALS	23,305.58	.94	.00	23,306.52
2017 556 GRANT H-DIVERSION RESIDENTIAL				
CASH	.00	.00	.00	.00
FUND TOTALS	.00	.00	.00	.00
2017 557 GRANT I				
CASH	.00	.00	.00	.00

ACCOUNT NAME	BEGINNING CASH BALANCE	CASH RECEIPTS	CASH DISBURSEMENTS	ENDING CASH BALANCE
FUND TOTALS	.00	.00	.00	.00
2017 558 GRANT S				
CASH	20,278.39	4,451.00	452.79-	24,276.60
FUND TOTALS	20,278.39	4,451.00	452.79-	24,276.60
2017 559 MENTAL IMPAIRMENT CASELOAD				
CASH	1,608.36-	.00	5,042.20-	6,650.56-
TIME DEPOSIT ON ACCOUNT	.00	.00	.00	.00
MBIA MUNICIPAL INVESTORS SERV	.00	.00	.00	.00
FUND TOTALS	1,608.36-	.00	5,042.20-	6,650.56-
2017 560 SALARY ADJUSTMENT FOR JUV PROB				
CASH	1.33-	.00	.00	1.33-
TIME DEPOSIT ON ACCOUNT	.00	.00	.00	.00
MBIA MINUCIPAL INVESTORS SERV	.00	.00	.00	.00
FUND TOTALS	1.33-	.00	.00	1.33-
2017 562 TITLE IV-E FEDERAL FOSTER CARE				
CASH	.00	.00	.00	.00
TIME DEPOSIT ON ACCOUNT	.00	.00	.00	.00
MBIA MUNICIPAL INVESTORS SERV	.00	.00	.00	.00
FUND TOTALS	.00	.00	.00	.00
2017 563 FRUITVALE WATER TDHCA 720076				
FRUITVALE WATER SUPPLY	.00	.00	.00	.00
MBIA MUNICIPAL INVESTORS SERV	.00	.00	.00	.00
FUND TOTALS	.00	.00	.00	.00
2017 564 ICB				
CASH	.00	.00	.00	.00
FUND TOTALS	.00	.00	.00	.00
2017 565 INDIGENT DEFENSE GRANT				
CASH	5,330.06	11,978.50	4,687.60-	12,620.96
TIME DEPOSIT ON ACCOUNT	305.17	.00	.00	305.17
FUND TOTALS	5,635.23	11,978.50	4,687.60-	12,926.13
2017 567 ABATEMENT OFFICER				
CASH	61,922.77	9,856.89	8,806.76-	62,972.90
TDOA	.00	.00	.00	.00
FUND TOTALS	61,922.77	9,856.89	8,806.76-	62,972.90
2017 568 TECHNOLOGY RESOURCES				
CASH	1.50	.00	.00	1.50
TIME DEPOSIT ON ACCOUNT	.00	.00	.00	.00
FUND TOTALS	1.50	.00	.00	1.50
2017 569 HAVA ELECTION GRANT				
CASH	11,327.07	2,300.00	.00	13,627.07
FUND TOTALS	11,327.07	2,300.00	.00	13,627.07
2017 570 GOLDEN WATER SUPPLY CORP				
GOLDEN WATER TDHCA 726216	.00	.00	.00	.00
MBIA MUNICIPAL INVESTORS SERVI	.00	.00	.00	.00
FUND TOTALS	.00	.00	.00	.00
2017 580 D.A. CHECK COLLECTION FUND				
CASH	8,497.58	31.94	348.18-	8,181.34

ACCOUNT NAME	BEGINNING CASH BALANCE	CASH RECEIPTS	CASH DISBURSEMENTS	ENDING CASH BALANCE
TIME DEPOSIT ON ACCOUNT	10,144.07	.00	.00	10,144.07
MBIA MUNICIPAL INVESTORS SERV	.00	.00	.00	.00
FUND TOTALS	<u>18,641.65</u>	<u>31.94</u>	<u>348.18-</u>	<u>18,325.41</u>
2017 591 CONSTABLE #1 TLEOSE FUND				
CASH	1,211.46	.00	.00	1,211.46
CASH - CITIZENS NATIONAL	.49-	.00	.00	.49-
TDOA	.00	.00	.00	.00
MBIA MUNICIPAL INVESTORS SERV	.00	.00	.00	.00
FUND TOTALS	<u>1,210.97</u>	<u>.00</u>	<u>.00</u>	<u>1,210.97</u>
2017 592 CONSTABLE #2 TLEOSE FUND				
CASH	1,344.89	.00	.00	1,344.89
CASH OTHER	.00	.00	.00	.00
MBIA MUNICIPAL INVESTORS SERV	.00	.00	.00	.00
FUND TOTALS	<u>1,344.89</u>	<u>.00</u>	<u>.00</u>	<u>1,344.89</u>
2017 593 CONSTABLE #3 TLEOSE FUND				
CASH	.00	.00	.00	.00
CASH OTHER - ANB/CANTON	1,790.75	.00	.00	1,790.75
MBIA MUNICIPAL INVESTORS SERV	.00	.00	.00	.00
FUND TOTALS	<u>1,790.75</u>	<u>.00</u>	<u>.00</u>	<u>1,790.75</u>
2017 594 CONSTABLE #4 TLEOSE FUND				
CASH	3,722.98	.00	53.90-	3,669.08
TIME DEPOSIT ON ACCOUNT	.00	.00	.00	.00
MBIA MUNICIPAL INVESTORS SERV	.00	.00	.00	.00
FUND TOTALS	<u>3,722.98</u>	<u>.00</u>	<u>53.90-</u>	<u>3,669.08</u>
2017 595 SHERIFF TLEOSE FUND				
CASH	11,153.27	.00	1,162.30-	9,990.97
MBIA MUNICIPAL INVESTORS SESRV	.00	.00	.00	.00
FUND TOTALS	<u>11,153.27</u>	<u>.00</u>	<u>1,162.30-</u>	<u>9,990.97</u>
2017 596 DA TLEOSE FUND				
CASH	1,436.88	.00	495.00-	941.88
MBIA MUNICIPAL INVESTORS SERV	.00	.00	.00	.00
FUND TOTALS	<u>1,436.88</u>	<u>.00</u>	<u>495.00-</u>	<u>941.88</u>
2017 597 VZC COMMISSARY PERSONNEL FUND				
CASH	2.41-	.00	.00	2.41-
MBIA MUNICIPAL INVESTORS SERV	.00	.00	.00	.00
FUND TOTALS	<u>2.41-</u>	<u>.00</u>	<u>.00</u>	<u>2.41-</u>
2017 598 SHERIFF - CANINE DRUG ACCOUNT				
CASH	.00	.00	.00	.00
CASH EW FNB 5058	.00	.00	.00	.00
MBIA MUNICIPAL INVESTORS SERV	.00	.00	.00	.00
FUND TOTALS	<u>.00</u>	<u>.00</u>	<u>.00</u>	<u>.00</u>
2017 600 JUSTICE COURT TECHNOLOGY FUND				
CASH	12,057.09	985.80	.00	13,042.89
TIME DEPOSIT ON ACCOUNT	20,068.90	.00	.00	20,068.90
MBIA MUNICIPAL INVESTORS SERV	.00	.00	.00	.00
FUND TOTALS	<u>32,125.99</u>	<u>985.80</u>	<u>.00</u>	<u>33,111.79</u>
2017 601 VZC COURTHOUSE BEAUTIFICATION				
CASH	.00	.00	.00	.00

ACCOUNT NAME	BEGINNING CASH BALANCE	CASH RECEIPTS	CASH DISBURSEMENTS	ENDING CASH BALANCE
FUND TOTALS	<u>.00</u>	<u>.00</u>	<u>.00</u>	<u>.00</u>
2017 602 CHILD ADVOCACY				
HISTORICAL COMMISSION CASH	9.08	.00	.00	9.08
MBIA MUNICIPAL INVESTORS SERV	.00	.00	.00	.00
FUND TOTALS	<u>9.08</u>	<u>.00</u>	<u>.00</u>	<u>9.08</u>
2017 800 CONTRIBUTION RELIEF FUND				
CASH	.00	.00	.00	.00
TIME DEPOSIT ON ACCOUNT	16,082.93	.00	.00	16,082.93
FUND TOTALS	<u>16,082.93</u>	<u>.00</u>	<u>.00</u>	<u>16,082.93</u>
2017 801 HURRICANE RITA - ASSISTANCE				
CASH	.00	.00	.00	.00
TIME DEPOSIT ON ACCOUNT	.00	.00	.00	.00
FUND TOTALS	<u>.00</u>	<u>.00</u>	<u>.00</u>	<u>.00</u>
2017 802 VETERAN'S MEMORIAL WALL FUND				
CASH	.55	.00	.00	.55
TIME DEPOSIT ON ACCOUNT	.00	.00	.00	.00
FUND TOTALS	<u>.55</u>	<u>.00</u>	<u>.00</u>	<u>.55</u>
2017 803 HISTORICAL COMMISSION				
HISTORICAL COMMISSION CASH	10,022.31	.00	.00	10,022.31
TIME DEPOSIT ON ACCOUNT	.16	.00	.00	.16
FUND TOTALS	<u>10,022.47</u>	<u>.00</u>	<u>.00</u>	<u>10,022.47</u>
2017 804 VAN TORNADO-ASSISTANCE				
VAN TORNADO-ASSISTANCE-CASH	43,988.27-	.00	.00	43,988.27-
VTASST-TIME DEPOSITON ACCOUNT	.00	.00	.00	.00
FUND TOTALS	<u>43,988.27-</u>	<u>.00</u>	<u>.00</u>	<u>43,988.27-</u>
2017 805 FEMA - DEC 2015 STORM				
CASH	470.66	.00	.00	470.66
TIME DEPOSIT ON ACCOUNT	.00	.00	.00	.00
FUND TOTALS	<u>470.66</u>	<u>.00</u>	<u>.00</u>	<u>470.66</u>
2017 806 FEMA APRIL 2016 STORM				
CASH	.00	.00	.00	.00
TIME DEPOSIT ON ACCOUNT	.00	.00	.00	.00
FUND TOTALS	<u>.00</u>	<u>.00</u>	<u>.00</u>	<u>.00</u>
GRAND TOTALS	<u>10,040,338.52</u>	<u>1,324,503.31</u>	<u>2,116,835.70-</u>	<u>9,248,006.13</u>

ACCOUNT NUMBER	ACCOUNT NAME	DATE	AMDMT NUMBER	OLD BUDGET AMOUNT	AMENDED BUDGET AMOUNT	AMOUNT OF CHANGE	DESCRIPTION	CLK
2017 010-370-102	INSURANCE PROCEEDS	02/14/2017	170028	.00	272.88-	272.88-	INCREASE BUDGET	FT
	TOTAL AMENDMENTS		1	TOTAL	CHANGES	272.88-		
2017 010-371-100	OTHER MISC. REVENU	05/24/2017	170070	35,000.00-	35,553.95-	553.95-	OFFICE SUPPLY REFUND-PRIOR	KE
	TOTAL AMENDMENTS		1	TOTAL	CHANGES	553.95-		
2017 010-390-021	TRANSFER FROM R&B	01/25/2017	170019	.00	2,662.24-	2,662.24-	PROVIDE FUNDS FOR HR POSITI	KE
2017 010-390-022	TRANSFER FROM R&B	01/25/2017	170019	.00	2,662.24-	2,662.24-	PROVIDE FUNDS FOR HR POSITI	KE
2017 010-390-023	TRANSFER FROM R&B	01/25/2017	170019	.00	2,662.24-	2,662.24-	PROVIDE FUNDS FOR HR POSITI	KE
2017 010-390-024	TRANSFER FROM R&B	01/25/2017	170019	.00	2,662.24-	2,662.24-	PROVIDE FUNDS FOR HR POSITI	KE
	TOTAL AMENDMENTS		4	TOTAL	CHANGES	10,648.96-		
2017 010-402-103	SALARIES - EMPLOYE	01/04/2017	170015	.00	25,522.50	25,522.50	TO FUND NEW H/R EMPLOYEE	KE
2017 010-402-103	SALARIES - EMPLOYE	01/04/2017	170016	25,522.50	31,875.00	6,352.50	TO FUND NEW H/R EMPLOYEE	KE
2017 010-402-201	SOCIAL SECURITY TA	01/04/2017	170015	.00	1,952.47	1,952.47	TO FUND NEW H/R EMPLOYEE	KE
2017 010-402-201	SOCIAL SECURITY TA	01/04/2017	170016	1,952.47	2,438.44	485.97	TO FUND NEW H/R EMPLOYEE	KE
2017 010-402-202	GROUP INSURANCE	01/04/2017	170015	.00	7,724.16	7,724.16	TO FUND NEW H/R EMPLOYEE	KE
2017 010-402-203	RETIREMENT CONTRIB	01/04/2017	170015	.00	2,026.49	2,026.49	TO FUND NEW H/R EMPLOYEE	KE
2017 010-402-203	RETIREMENT CONTRIB	01/04/2017	170016	2,026.49	2,530.89	504.40	TO FUND NEW H/R EMPLOYEE	KE
2017 010-402-204	WORKERS COMPENSATI	01/04/2017	170015	.00	241.96	241.96	TO FUND NEW H/R EMPLOYEE	KE
2017 010-402-204	WORKERS COMPENSATI	01/04/2017	170016	241.96	279.45	37.49	TO FUND NEW H/R EMPLOYEE	KE
2017 010-402-206	UNEMPLOYMENT INSUR	01/04/2017	170015	.00	275.64	275.64	TO FUND NEW H/R EMPLOYEE	KE
2017 010-402-206	UNEMPLOYMENT INSUR	01/04/2017	170016	275.64	344.25	68.61	TO FUND NEW H/R EMPLOYEE	KE
2017 010-402-310	OFFICE SUPPLIES	01/04/2017	170016	.00	1,000.00	1,000.00	TO FUND NEW H/R EMPLOYEE	KE
2017 010-402-310	OFFICE SUPPLIES	05/24/2017	170067	1,000.00	1,500.00	500.00	LINE ITEM TRANSFER	KE
2017 010-402-311	POSTAGE	01/04/2017	170016	.00	300.00	300.00	TO FUND NEW H/R EMPLOYEE	KE
2017 010-402-427	TRAINING	01/04/2017	170016	.00	1,200.00	1,200.00	TO FUND NEW H/R EMPLOYEE	KE
2017 010-402-427	TRAINING	05/24/2017	170067	1,200.00	700.00	500.00-	LINE ITEM TRANSFER	KE
2017 010-402-495	MISCELLANEOUS EXPE	01/04/2017	170016	.00	700.00	700.00	TO FUND NEW H/R EMPLOYEE	KE
EXPENDITURES - HUMAN RESOURCE	TOTAL AMENDMENTS		17	TOTAL	CHANGES	48,392.19		
2017 010-403-427	TRAINING EXPENDITURES - COUNTY CLERK	02/14/2017	170026	2,000.00	4,000.00	2,000.00	LINE ITEM TRANSFER	FT
	TOTAL AMENDMENTS		1	TOTAL	CHANGES	2,000.00		
2017 010-404-103	SALARIES - EMPLOYE	02/14/2017	170026	.00	2,034.56	2,034.56	LINE ITEM TRANSFER	FT
2017 010-404-311	POSTAGE	02/14/2017	170026	12,000.00	9,965.44	2,034.56-	LINE ITEM TRANSFER	FT
2017 010-404-311	POSTAGE	02/14/2017	170026	9,965.44	7,965.44	2,000.00-	LINE ITEM TRANSFER	FT
2017 010-404-311	POSTAGE	05/24/2017	170071	7,965.44	6,465.44	1,500.00-	MANDATORY ELECTIONS TRAININ	KE
2017 010-404-427	TRAINING	05/24/2017	170071	2,000.00	3,500.00	1,500.00	MANDATORY ELECTIONS TRAININ	KE
EXPENDITURES - ELECTIONS	TOTAL AMENDMENTS		5	TOTAL	CHANGES	2,000.00-		
2017 010-409-401	ACCOUNTING/AUDITIN	05/24/2017	170066	52,500.00	44,579.00	7,921.00-	LINE ITEM TRANSFER	KE
2017 010-409-482	INSURANCE - ALL	05/24/2017	170066	153,000.00	160,921.00	7,921.00	LINE ITEM TRANSFER	KE
EXPENDITURES - NON DEPARTMENT	TOTAL AMENDMENTS		2	TOTAL	CHANGES	.00		
2017 010-410-478	SOIL CONSERVATION EXPENDITURES - CONTRACTS	05/10/2017	170059	550.00	750.00	200.00	TO PROVIDE ADEQUATE BUDGET	KE
	TOTAL AMENDMENTS		1	TOTAL	CHANGES	200.00		
2017 010-437-405	PSY EVALUATIONS/IN	03/31/2017	170044	20,000.00	18,000.00	2,000.00-	JURY TRIAL WITH 2 INTERPRET	KE
2017 010-437-413	COURT TRANSLATORS	03/31/2017	170044	7,000.00	9,000.00	2,000.00	JURY TRIAL WITH 2 INTERPRET	KE
EXPENDITURES - ADULT DIST CRT	TOTAL AMENDMENTS		2	TOTAL	CHANGES	.00		
2017 010-445-405	PSYCHIATRIC EVALUT	05/10/2017	170054	3,000.00	2,850.00	150.00-	TO PAY FOR SUBSTITUING COUR	KE
2017 010-445-406	TRANSCRIPTS AND DE	04/11/2017	170053	4,500.00	4,425.00	75.00-	LINE ITEM TRANSFER	KE
2017 010-445-406	TRANSCRIPTS AND DE	05/10/2017	170054	4,425.00	4,125.00	300.00-	TO PAY FOR SUBSTITUING COUR	KE

ACCOUNT NUMBER	ACCOUNT NAME	DATE	AMDMT NUMBER	OLD BUDGET AMOUNT	AMENDED BUDGET AMOUNT	AMOUNT OF CHANGE	DESCRIPTION	CLK
2017 010-445-417	SP LEGAL SERV & VI	05/10/2017	170054	1,500.00	2,640.00	1,140.00	TO PAY FOR SUBSTITUING COUR	KE
2017 010-445-427	TRAINING	05/10/2017	170054	1,250.00	560.00	690.00-	TO PAY FOR SUBSTITUING COUR	KE
2017 010-445-495	MISCELLANEOUS	04/11/2017	170053	100.00	175.00	75.00	LINE ITEM TRANSFER	KE
EXPENDITURES - COUNTY COURT AT			TOTAL AMENDMENTS	6	TOTAL CHANGES	.00		
2017 010-463-311	POSTAGE	03/16/2017	170041	1,100.00	950.00	150.00-	TO PAY FOR CLERK'S NOTARY B	KE
2017 010-463-483	BONDING	03/16/2017	170041	.00	150.00	150.00	TO PAY FOR CLERK'S NOTARY B	KE
EXPENDITURES - JP 3			TOTAL AMENDMENTS	2	TOTAL CHANGES	.00		
2017 010-476-310	OFFICE SUPPLIES	05/24/2017	170070	5,000.00	5,553.95	553.95	OFFICE SUPPLY REFUND-PRIOR	KE
EXPENDITURES - DA			TOTAL AMENDMENTS	1	TOTAL CHANGES	553.95		
2017 010-497-103	SALARIES - EMPLOYE	01/04/2017	170015	51,102.47	25,579.97	25,522.50-	TO FUND NEW H/R EMPLOYEE	KE
2017 010-497-201	SOCIAL SECURITY TA	01/04/2017	170015	7,306.00	5,353.53	1,952.47-	TO FUND NEW H/R EMPLOYEE	KE
2017 010-497-202	GROUP INSURANCE	01/04/2017	170015	23,172.48	15,448.32	7,724.16-	TO FUND NEW H/R EMPLOYEE	KE
2017 010-497-203	RETIREMENT CONTRIB	01/04/2017	170015	7,583.00	5,556.51	2,026.49-	TO FUND NEW H/R EMPLOYEE	KE
2017 010-497-204	WORKERS COMPENSATI	01/04/2017	170015	910.00	668.04	241.96-	TO FUND NEW H/R EMPLOYEE	KE
2017 010-497-206	UNEMPLOYMENT INSUR	01/04/2017	170015	560.00	284.36	275.64-	TO FUND NEW H/R EMPLOYEE	KE
EXPENDITURES - CO.TREASURER			TOTAL AMENDMENTS	6	TOTAL CHANGES	37,743.22-		
2017 010-499-103	SALARIES - EMPLOYE	04/11/2017	170052	124,906.74	136,897.94	11,991.20	ELIMINATED 2 P/T & CREATED	KE
2017 010-499-107	SALARIES-EXTRA HEL	04/11/2017	170052	34,843.99	20,363.77	14,480.22-	ELIMINATED 2 P/T & CREATED	KE
2017 010-499-201	SOCIAL SECURITY TA	04/11/2017	170052	15,617.00	15,966.20	349.20	ELIMINATED 2 P/T & CREATED	KE
2017 010-499-202	GROUP INSURANCE	04/11/2017	170052	46,344.96	50,207.04	3,862.08	ELIMINATED 2 P/T & CREATED	KE
2017 010-499-203	RETIREMENT CONTRIB	04/11/2017	170052	16,210.00	16,572.44	362.44	ELIMINATED 2 P/T & CREATED	KE
2017 010-499-204	WORKERS COMPENSATI	04/11/2017	170052	1,940.00	1,983.28	43.28	ELIMINATED 2 P/T & CREATED	KE
2017 010-499-206	UNEMPLOYMENT INSUR	04/11/2017	170052	1,350.00	1,479.50	129.50	ELIMINATED 2 P/T & CREATED	KE
EXPENDITURES - TAX COLLECTOR			TOTAL AMENDMENTS	7	TOTAL CHANGES	2,257.48		
2017 010-551-337	LAW ENFORCEMENT SU	02/14/2017	170026	200.00	437.00	237.00	LINE ITEM TRANSFER	FT
2017 010-551-428	FUEL AND LUBRICANT	01/26/2017	170020	1,500.00	1,343.00	157.00-	LINE ITEM TRANSFER	KE
2017 010-551-428	FUEL AND LUBRICANT	02/14/2017	170026	1,343.00	1,106.00	237.00-	LINE ITEM TRANSFER	FT
2017 010-551-451	AUTO MAINTENANCE	01/26/2017	170020	500.00	657.00	157.00	LINE ITEM TRANSFER	KE
EXPENDITURES - CONSTABLE PCT.1			TOTAL AMENDMENTS	4	TOTAL CHANGES	.00		
2017 010-700-132	TRANSFER TO SHERIF	02/14/2017	170028	2,453,000.00	2,453,272.88	272.88	INCREASE BUDGET	FT
TOTAL TRANSFERS			TOTAL AMENDMENTS	1	TOTAL CHANGES	272.88		
2017 015-560-492	DRUG INVESTIGATION	02/14/2017	170027	.00	3,500.00	3,500.00	INCREASE BUDGET	FT
2017 015-560-495	MISC	02/14/2017	170027	5,000.00	19,175.73	14,175.73	INCREASE BUDGET	FT
2017 015-560-572	EQUIPMENT	02/14/2017	170027	.00	5,000.00	5,000.00	INCREASE BUDGET	FT
EXPENDITURES - SHERIFF FORFEIT			TOTAL AMENDMENTS	3	TOTAL CHANGES	22,675.73		
2017 018-510-402	CONTRACT SERVICES	12/13/2016	170011	.00	2,000.00	2,000.00	LINE ITEM TRANSFER	FT
2017 018-510-495	MISCELLANEOUS	12/13/2016	170011	2,000.00	.00	2,000.00-	LINE ITEM TRANSFER	FT
EXPENDITURES - JUSTICE COURT			TOTAL AMENDMENTS	2	TOTAL CHANGES	.00		
2017 021-390-806	TRN FRM APR 2016 S	02/28/2017	170029	.00	88,438.17-	88,438.17-	FEMA FUNDS RECEIVED AND TRA	KE
			TOTAL AMENDMENTS	1	TOTAL CHANGES	88,438.17-		
2017 021-621-107	SALARIES-EXTRA HEL	02/14/2017	170026	7,148.20	9,148.20	2,000.00	LINE ITEM TRANSFER	FT
2017 021-621-335	ROAD & BRIDGE MATE	02/14/2017	170026	637,675.35	634,675.35	3,000.00-	LINE ITEM TRANSFER	FT
2017 021-621-335	ROAD & BRIDGE MATE	02/14/2017	170026	634,675.35	615,164.07	19,511.28-	LINE ITEM TRANSFER	FT
2017 021-621-335	ROAD & BRIDGE MATE	02/28/2017	170031	615,164.07	605,164.07	10,000.00-	LINE ITEM TRANSFER	KE
2017 021-621-338	FEMA APR 2016 STOR	02/28/2017	170029	.00	88,438.17	88,438.17	FEMA FUNDS RECEIVED AND TRA	KE

ACCOUNT NUMBER	ACCOUNT NAME	DATE	AMDMT NUMBER	OLD BUDGET AMOUNT	AMENDED BUDGET AMOUNT	AMOUNT OF CHANGE	DESCRIPTION	CLK
2017 021-621-451	REPAIR & MAINT.-MA	02/28/2017	170031	21,400.00	31,400.00	10,000.00	LINE ITEM TRANSFER	KE
2017 021-621-451	REPAIR & MAINT.-MA	05/15/2017	170064	31,400.00	37,400.00	6,000.00	TO PURCHASE EQUIP. & REPAIR	KE
2017 021-621-495	MISCELLANEOUS EXPE	02/14/2017	170026	10,750.00	11,750.00	1,000.00	LINE ITEM TRANSFER	FT
2017 021-621-571	EQUIPMENT PURCHASE	02/14/2017	170026	15,000.00	34,511.28	19,511.28	LINE ITEM TRANSFER	FT
2017 021-621-571	EQUIPMENT PURCHASE	02/14/2017	170027	34,511.28	40,000.00	5,488.72	INCREASE BUDGET	FT
2017 021-621-571	EQUIPMENT PURCHASE	04/03/2017	170048	40,000.00	51,000.00	11,000.00	TO PURCHASE EQUIPMENT	KE
2017 021-621-571	EQUIPMENT PURCHASE	05/15/2017	170064	51,000.00	60,000.00	9,000.00	TO PURCHASE EQUIP. & REPAIR	KE
EXPENDITURES - R & B PCT.1				TOTAL AMENDMENTS	12	TOTAL CHANGES	119,926.89	
2017 021-700-010	TRANSFER TO GENERA	01/25/2017	170019	.00	2,662.24	2,662.24	PROVIDE FUNDS FOR HR POSITI	KE
EXPENDITURES - RB#1 TRANSFERS				TOTAL AMENDMENTS	1	TOTAL CHANGES	2,662.24	
2017 022-390-803	CARRY OVER FUND BA	01/26/2017	170021	.00	1,200,000.00-	1,200,000.00-	RECLASSIFY 2017 BUDGET RESO	KE
2017 022-390-804	TRN FROM VAN TORNA	01/26/2017	170024	200,000.00-	209,067.32-	9,067.32-	TO INCREASE BUDGET AMOUNT	KE
2017 022-390-804	TRN FROM VAN TORNA	01/26/2017	170021	209,067.32-	9,067.32-	200,000.00	RECLASSIFY 2017 BUDGET RESO	KE
2017 022-390-804	TRN FROM VAN TORNA	02/14/2017	170028	9,067.32-	18,134.64-	9,067.32-	INCREASE BUDGET	FT
2017 022-390-804	TRN FROM VAN TORNA	02/14/2017	170028	18,134.64-	18,468.42-	333.78-	INCREASE BUDGET	FT
2017 022-390-805	TRNSF FROM DEC 201	01/26/2017	170021	1,000,000.00-	.00	1,000,000.00	RECLASSIFY 2017 BUDGET RESO	KE
2017 022-390-805	TRNSF FROM DEC 201	02/14/2017	170028	.00	67,556.48-	67,556.48-	INCREASE BUDGET	FT
2017 022-390-806	TRN FRM APR 2016 S	02/28/2017	170029	.00	344,297.60-	344,297.60-	FEMA FUNDS RECEIVED AND TRA	KE
				TOTAL AMENDMENTS	8	TOTAL CHANGES	430,322.50-	
2017 022-622-335	ROAD & BRIDGE MATE	10/30/2016	170003	450,000.00	446,000.00	4,000.00-	LINE ITEM TRANSFERS	FT
2017 022-622-335	ROAD & BRIDGE MATE	12/28/2016	170013	446,000.00	441,990.00	4,010.00-	LINE ITEM TRANSFER	KE
2017 022-622-335	ROAD & BRIDGE MATE	01/27/2017	170023	441,990.00	991,990.00	550,000.00	TO INCREASE 2017 R&B BUDGET	KE
2017 022-622-335	ROAD & BRIDGE MATE	02/14/2017	170026	991,990.00	986,990.00	5,000.00-	LINE ITEM TRANSFER	FT
2017 022-622-335	ROAD & BRIDGE MATE	05/15/2017	170065	986,990.00	981,990.00	5,000.00-	TO REPAIR EQUIPMENT	KE
2017 022-622-336	FEMA VAN TORNADO -	02/14/2017	170028	200,000.00	200,333.78	333.78	INCREASE BUDGET	FT
2017 022-622-337	FEMA DEC 2015 STOR	02/14/2017	170028	1,000,000.00	1,067,556.48	67,556.48	INCREASE BUDGET	FT
2017 022-622-338	FEMA APR 2016 STOR	02/28/2017	170029	.00	344,297.60	344,297.60	FEMA FUNDS RECEIVED AND TRA	KE
2017 022-622-451	REPAIR & MAINT. -	05/15/2017	170065	20,000.00	25,000.00	5,000.00	TO REPAIR EQUIPMENT	KE
2017 022-622-461	MACHINERY RENTAL	10/30/2016	170003	.00	4,000.00	4,000.00	LINE ITEM TRANSFERS	FT
2017 022-622-461	MACHINERY RENTAL	12/28/2016	170013	4,000.00	8,010.00	4,010.00	LINE ITEM TRANSFER	KE
2017 022-622-571	EQUIPMENT PURCHASE	02/14/2017	170026	.00	5,000.00	5,000.00	LINE ITEM TRANSFER	FT
2017 022-622-571	EQUIPMENT PURCHASE	05/24/2017	170072	5,000.00	192,600.00	187,600.00	PURCHASE OF D/T & LOADER W/	KE
EXPENDITURES - R & B PCT.2				TOTAL AMENDMENTS	13	TOTAL CHANGES	1,149,787.86	
2017 022-700-010	TRANSFER TO GENERA	01/25/2017	170019	.00	2,662.24	2,662.24	PROVIDE FUNDS FOR HR POSITI	KE
EXPENDITURES - RB#2 TRANSFERS				TOTAL AMENDMENTS	1	TOTAL CHANGES	2,662.24	
2017 023-390-803	CARRY OVER FUND BA	05/10/2017	170055	62,649.00-	87,649.00-	25,000.00-	TO PURCHASE EQUIPMENT	KE
				TOTAL AMENDMENTS	1	TOTAL CHANGES	25,000.00-	
2017 023-623-107	SALARIES-EXTRA HEL	05/24/2017	170069	20,000.00	18,000.00	2,000.00-	COVER COST OF DUMPSTERS-TOR	KE
2017 023-623-335	ROAD & BRIDGE MATE	10/12/2016	170001	935,784.00	930,284.00	5,500.00-	LINE ITEM TRANSFER	FT
2017 023-623-335	ROAD & BRIDGE MATE	10/30/2016	170003	930,284.00	924,284.00	6,000.00-	LINE ITEM TRANSFERS	FT
2017 023-623-335	ROAD & BRIDGE MATE	01/09/2017	170018	924,284.00	914,284.00	10,000.00-	LINE ITEM TRANSFER	FT
2017 023-623-335	ROAD & BRIDGE MATE	05/10/2017	170057	914,284.00	913,684.00	600.00-	TO INCREASE BUDGET FOR TRAI	KE
2017 023-623-427	TRAINING	05/10/2017	170057	1,600.00	2,200.00	600.00	TO INCREASE BUDGET FOR TRAI	KE
2017 023-623-451	REPAIR & MAINT-MAC	01/09/2017	170018	58,000.00	68,000.00	10,000.00	LINE ITEM TRANSFER	FT
2017 023-623-451	REPAIR & MAINT-MAC	05/24/2017	170073	68,000.00	103,000.00	35,000.00	REPAIR EQUIPMENT	KE
2017 023-623-461	MACHINERY RENTAL	10/12/2016	170001	.00	5,500.00	5,500.00	LINE ITEM TRANSFER	FT
2017 023-623-461	MACHINERY RENTAL	10/30/2016	170003	5,500.00	11,500.00	6,000.00	LINE ITEM TRANSFERS	FT
2017 023-623-461	MACHINERY RENTAL	02/14/2017	170027	11,500.00	13,400.00	1,900.00	INCREASE BUDGET	FT
2017 023-623-495	MISCELLANEOUS EXPE	05/24/2017	170069	850.00	2,850.00	2,000.00	COVER COST OF DUMPSTERS-TOR	KE

ACCOUNT NUMBER	ACCOUNT NAME	DATE	AMDMT NUMBER	OLD BUDGET AMOUNT	AMENDED BUDGET AMOUNT	AMOUNT OF CHANGE	DESCRIPTION	CLK
2017 023-623-571	EQUIPMENT PURCHASE	02/14/2017	170025	.00	20,900.00	20,900.00	INCREASE R & B PCT 3 BUDGET	FT
2017 023-623-571	EQUIPMENT PURCHASE	02/28/2017	170032	20,900.00	22,400.00	1,500.00	INCREASE THE BUDGET	KE
2017 023-623-571	EQUIPMENT PURCHASE	03/16/2017	170039	22,400.00	37,400.00	15,000.00	TO PURCHASE EQUIPMENT	KE
2017 023-623-571	EQUIPMENT PURCHASE	03/31/2017	170042	37,400.00	48,400.00	11,000.00	TO PURCHASE EQUIPMENT	KE
2017 023-623-571	EQUIPMENT PURCHASE	04/03/2017	170047	48,400.00	37,400.00	11,000.00-	REVERSE (CORRECT) B/A 17004	KE
2017 023-623-571	EQUIPMENT PURCHASE	05/10/2017	170055	37,400.00	62,400.00	25,000.00	TO PURCHASE EQUIPMENT	KE
2017 023-623-571	EQUIPMENT PURCHASE	05/10/2017	170062	62,400.00	65,050.00	2,650.00	TO INCREASE BUDGET TO PURCH	KE
EXPENDITURES - R & B PCT.3				TOTAL AMENDMENTS	19	TOTAL CHANGES	101,950.00	
2017 023-700-010	TRANSFER TO GENERA	01/25/2017	170019	.00	2,662.24	2,662.24	PROVIDE FUNDS FOR HR POSITI	KE
EXPENDITURES - RB#3 TRANSFERS				TOTAL AMENDMENTS	1	TOTAL CHANGES	2,662.24	
2017 024-390-804	TRN FROM VAN TORNA	10/30/2016	170004	.00	31,231.87-	31,231.87-	INCREASE FEMA BUDGET	FT
2017 024-390-804	TRN FROM VAN TORNA	01/09/2017	170017	31,231.87-	142,385.51-	111,153.64-	INCREASE BUDGET	FT
2017 024-390-804	TRN FROM VAN TORNA	02/14/2017	170028	142,385.51-	143,542.52-	1,157.01-	INCREASE BUDGET	FT
2017 024-390-806	TRN FRM APR 2016 S	02/28/2017	170029	.00	39,525.62-	39,525.62-	FEMA FUNDS RECEIVED AND TRA	KE
EXPENDITURES - R & B PCT.3				TOTAL AMENDMENTS	4	TOTAL CHANGES	183,068.14-	
2017 024-624-335	ROAD & BRIDGE MATE	11/07/2016	170006	656,337.00	671,337.00	15,000.00	INCREASE BUDGET	FT
2017 024-624-336	FEMA VAN TORNADO -	10/30/2016	170004	.00	31,231.87	31,231.87	INCREASE FEMA BUDGET	FT
2017 024-624-336	FEMA VAN TORNADO -	01/09/2017	170017	31,231.87	142,385.51	111,153.64	INCREASE BUDGET	FT
2017 024-624-336	FEMA VAN TORNADO -	02/14/2017	170028	142,385.51	143,542.52	1,157.01	INCREASE BUDGET	FT
2017 024-624-338	FEMA APR 2016 STOR	02/28/2017	170029	.00	39,525.62	39,525.62	FEMA FUNDS RECEIVED AND TRA	KE
2017 024-624-571	EQUIPMENT PURCHASE	11/03/2016	170005	.00	23,500.00	23,500.00	INCREASE BUDGET	FT
2017 024-624-571	EQUIPMENT PURCHASE	12/28/2016	170012	23,500.00	54,500.00	31,000.00	INCREASE 2017 BUDGET TO PUR	KE
2017 024-624-571	EQUIPMENT PURCHASE	05/10/2017	170060	54,500.00	64,300.00	9,800.00	TO PURCHASE EQUIPMENT	KE
2017 024-624-571	EQUIPMENT PURCHASE	05/10/2017	170060	64,300.00	172,188.00	107,888.00	TO PURCHASE EQUIPMENT	KE
2017 024-624-571	EQUIPMENT PURCHASE	05/24/2017	170074	172,188.00	173,388.00	1,200.00	EQUIPMENT PURCHASE	KE
EXPENDITURES - PCT.4				TOTAL AMENDMENTS	10	TOTAL CHANGES	371,456.14	
2017 024-700-010	TRANSFER TO GENERA	01/25/2017	170019	.00	2,662.24	2,662.24	PROVIDE FUNDS FOR HR POSITI	KE
EXPENDITURES - RB#4 TRANSFERS				TOTAL AMENDMENTS	1	TOTAL CHANGES	2,662.24	
2017 031-700-021	TRANSFER TO R&B #1	02/14/2017	170027	.00	5,488.72	5,488.72	INCREASE BUDGET	FT
EXPENDITURES - VICTIM COORDINA				TOTAL AMENDMENTS	1	TOTAL CHANGES	5,488.72	
2017 035-476-310	OFFICE SUPPLIES	02/14/2017	170026	4,585.00	3,585.00	1,000.00-	LINE ITEM TRANSFER	FT
2017 035-476-427	TRAINING	02/14/2017	170026	1,500.00	2,500.00	1,000.00	LINE ITEM TRANSFER	FT
EXPENDITURES - VICTIM COORDINA				TOTAL AMENDMENTS	2	TOTAL CHANGES	.00	
2017 042-650-424	EDP SYSTEM	04/11/2017	170050	1,279.00	857.17	421.83-	LINE ITEM TRANSFER	KE
2017 042-650-427	TRAINING	04/11/2017	170050	1,000.00	1,421.83	421.83	LINE ITEM TRANSFER	KE
EXPENDITURES - LIBRARY				TOTAL AMENDMENTS	2	TOTAL CHANGES	.00	
2017 052-450-427	TRAINING	03/31/2017	170043	2,000.00	500.00	1,500.00-	TO PURCHASE SCANNER FOR DIS	KE
2017 052-450-572	OFFICE EQUIPMENT	03/31/2017	170043	.00	1,500.00	1,500.00	TO PURCHASE SCANNER FOR DIS	KE
EXPENDITURES - SOIL CONSERVAT				TOTAL AMENDMENTS	2	TOTAL CHANGES	.00	
2017 059-450-407	MICROFILMING/IMAGI	03/16/2017	170038	50,000.00	47,000.00	3,000.00-	TO PURCHASE MAP PROTECTORS	KE
2017 059-450-495	MISCELLANEOUS EXPE	03/16/2017	170038	.00	3,000.00	3,000.00	TO PURCHASE MAP PROTECTORS	KE
EXPENDITURES - SOIL CONSERVAT				TOTAL AMENDMENTS	2	TOTAL CHANGES	.00	
2017 088-670-700	TRANSFER TO GENERA	05/10/2017	170058	.00	200.00	200.00	TO PROVIDE ADEQUATE BUDGET	KE
2017 088-670-700	TRANSFER TO GENERA	05/10/2017	170059	200.00	.00	200.00-	TO PROVIDE ADEQUATE BUDGET	KE
EXPENDITURES - SOIL CONSERVAT				TOTAL AMENDMENTS	2	TOTAL CHANGES	.00	

ACCOUNT NUMBER	ACCOUNT NAME	DATE	AMDMT NUMBER	OLD BUDGET AMOUNT	AMENDED BUDGET AMOUNT	AMOUNT OF CHANGE	DESCRIPTION	CLK
2017 131-340-205	INSURANCE PROCEEDS	01/27/2017	170022	.00	34,786.40-	34,786.40-	PROCEEDS FROM INSURANCE CLA	KE
2017 131-340-205	INSURANCE PROCEEDS	02/28/2017	170033	34,786.40-	44,708.00-	9,921.60-	INSUR. PROCEEDS-FROM TAC FO	KE
			TOTAL AMENDMENTS	2	TOTAL CHANGES	44,708.00-		
2017 131-512-350	BLDG. MAINT. SUPPL	05/10/2017	170061	5,000.00	3,500.00	1,500.00-	TO INCREASE REPAIR & MAINT.	KE
2017 131-512-440	ELECTRICITY	03/07/2017	170035	70,000.00	68,500.00	1,500.00-	LINE ITEM TRANSFER FOR JAIL	FT
2017 131-512-440	ELECTRICITY	03/16/2017	170040	68,500.00	67,000.00	1,500.00-	TO PURCHASE OVENS FOR JAIL	KE
2017 131-512-450	REPAIR & MAINT. BL	03/07/2017	170035	75,000.00	73,500.00	1,500.00-	LINE ITEM TRANSFER FOR JAIL	FT
2017 131-512-450	REPAIR & MAINT. BL	03/16/2017	170040	73,500.00	72,000.00	1,500.00-	TO PURCHASE OVENS FOR JAIL	KE
2017 131-512-451	REPAIR & MAIN-MACH	03/07/2017	170035	3,000.00	9,000.00	6,000.00-	LINE ITEM TRANSFER FOR JAIL	FT
2017 131-512-451	REPAIR & MAIN-MACH	03/16/2017	170040	9,000.00	8,750.00	250.00-	TO PURCHASE OVENS FOR JAIL	KE
2017 131-512-451	REPAIR & MAIN-MACH	05/10/2017	170061	8,750.00	10,250.00	1,500.00-	TO INCREASE REPAIR & MAINT.	KE
2017 131-512-495	MISCELLANEOUS	03/07/2017	170035	7,500.00	4,500.00	3,000.00-	LINE ITEM TRANSFER FOR JAIL	FT
2017 131-512-495	MISCELLANEOUS	03/16/2017	170040	4,500.00	1,500.00	3,000.00-	TO PURCHASE OVENS FOR JAIL	KE
2017 131-512-571	EQUIPMENT	01/27/2017	170022	8,000.00	42,786.40	34,786.40	PROCEEDS FROM INSURANCE CLA	KE
2017 131-512-571	EQUIPMENT	02/28/2017	170030	42,786.40	68,897.40	26,111.00	TO COMPLETE REPAIRS OF CAME	KE
2017 131-512-571	EQUIPMENT	02/28/2017	170033	68,897.40	78,819.00	9,921.60	INSUR. PROCEEDS-FROM TAC FO	KE
2017 131-512-571	EQUIPMENT	03/16/2017	170040	78,819.00	85,069.00	6,250.00	TO PURCHASE OVENS FOR JAIL	KE
	EXPENDITURES - VZC JAIL		TOTAL AMENDMENTS	14	TOTAL CHANGES	70,819.00		
2017 132-352-400	GRANT PROCEEDS	02/14/2017	170027	.00	69,000.00-	69,000.00-	INCREASE BUDGET	FT
			TOTAL AMENDMENTS	1	TOTAL CHANGES	69,000.00-		
2017 132-364-100	SALE OF PROPERTY	05/24/2017	170068	.00	10,563.76-	10,563.76-	TO PURCHASE VEHICLE	KE
			TOTAL AMENDMENTS	1	TOTAL CHANGES	10,563.76-		
2017 132-390-010	TRANSFER FROM GENE	02/14/2017	170028	2,453,000.00-	2,453,272.88-	272.88-	INCREASE BUDGET	FT
			TOTAL AMENDMENTS	1	TOTAL CHANGES	272.88-		
2017 132-560-454	AUTOMOTIVE MAINTEN	02/14/2017	170028	50,000.00	50,272.88	272.88	INCREASE BUDGET	FT
2017 132-560-458	RADIO REPAIR	02/22/2017	170028	1,500.00	5,187.30	3,687.30	TO REPAIR THE FIRE DEPARTME	KE
2017 132-560-495	MISCELLANEOUS	02/28/2017	170034	8,500.00	10,750.00	2,250.00	INCREASE BUDGET-UTILIZE DON	KE
2017 132-560-571	EQUIPMENT PURCHASE	02/14/2017	170027	5,000.00	74,000.00	69,000.00	INCREASE BUDGET	FT
2017 132-560-575	SHERIFF'S AUTO PUR	05/24/2017	170068	150,000.00	160,563.76	10,563.76	TO PURCHASE VEHICLE	KE
	EXPENDITURES - SHERIFF OFFICE		TOTAL AMENDMENTS	5	TOTAL CHANGES	85,773.94		
2017 540-344-104	DRUG TESTING	03/15/2017	170036	4,576.00-	1,673.00-	2,903.00	REQUESTED BUDGET ADJUSTMENT	KE
			TOTAL AMENDMENTS	1	TOTAL CHANGES	2,903.00		
2017 540-570-103	SALARIES - EMPLOYE	03/15/2017	170036	24,030.00	24,775.00	745.00	REQUESTED BUDGET ADJUSTMENT	KE
2017 540-570-201	SOCIAL SECURITY TA	03/15/2017	170036	1,838.00	1,895.00	57.00	REQUESTED BUDGET ADJUSTMENT	KE
2017 540-570-202	GROUP INSURANCE	03/15/2017	170036	7,000.00	5,830.00	1,170.00-	REQUESTED BUDGET ADJUSTMENT	KE
2017 540-570-203	RETIREMENT CONTRIB	03/15/2017	170036	1,908.00	2,047.00	139.00	REQUESTED BUDGET ADJUSTMENT	KE
2017 540-570-206	UNEMPLOYMENT INSUR	03/15/2017	170036	260.00	287.00	27.00	REQUESTED BUDGET ADJUSTMENT	KE
2017 540-570-572	EQUIPMENT	03/15/2017	170036	10,000.00	7,299.00	2,701.00-	REQUESTED BUDGET ADJUSTMENT	KE
			TOTAL AMENDMENTS	6	TOTAL CHANGES	2,903.00-		
2017 541-333-101	STATE AID - SUPERV	11/08/2016	170007	142,790.00-	156,656.00-	13,866.00-	BUDGET AMENDMENTS ADULT PRO	KE
			TOTAL AMENDMENTS	1	TOTAL CHANGES	13,866.00-		
2017 541-344-100	PROBATION FEES	11/08/2016	170007	375,830.00-	360,830.00-	15,000.00	BUDGET AMENDMENTS ADULT PRO	KE
2017 541-344-104	DRUG TESTING	11/08/2016	170007	21,000.00-	19,435.00-	1,565.00	BUDGET AMENDMENTS ADULT PRO	KE
			TOTAL AMENDMENTS	2	TOTAL CHANGES	16,565.00		
2017 541-570-103	SALARIES - EMPLOYE	11/08/2016	170007	260,255.00	409,322.00	149,067.00	BUDGET AMENDMENTS ADULT PRO	KE

ACCOUNT NUMBER	ACCOUNT NAME	DATE	AMDMT NUMBER	OLD BUDGET AMOUNT	AMENDED BUDGET AMOUNT	AMOUNT OF CHANGE	DESCRIPTION	CLK
2017 541-570-201	SOCIAL SECURITY TA	11/08/2016	170007	26,030.00	37,434.00	11,404.00	BUDGET AMENDMENTS ADULT PRO	KE
2017 541-570-203	RETIREMENT CONTRIB	11/08/2016	170007	27,017.00	38,853.00	11,836.00	BUDGET AMENDMENTS ADULT PRO	KE
2017 541-570-206	UNEMPLOYMENT INSUR	11/08/2016	170007	3,675.00	5,375.00	1,700.00	BUDGET AMENDMENTS ADULT PRO	KE
2017 541-570-310	SUPPLIES/OPERATION	11/08/2016	170007	18,250.00	77,281.00	59,031.00	BUDGET AMENDMENTS ADULT PRO	KE
2017 541-570-408	CONTRACT SERVICES	11/08/2016	170007	37,855.00	18,825.00	19,030.00-	BUDGET AMENDMENTS ADULT PRO	KE
2017 541-570-419	PROFESSIONAL FEES	11/08/2016	170007	25,121.00	30,791.00	5,670.00	BUDGET AMENDMENTS ADULT PRO	KE
2017 541-570-420	TELEPHONE - UTILIT	11/08/2016	170007	3,875.00	4,200.00	325.00	BUDGET AMENDMENTS ADULT PRO	KE
2017 541-570-428	TRAVEL	11/08/2016	170007	8,250.00	20,250.00	12,000.00	BUDGET AMENDMENTS ADULT PRO	KE
2017 541-570-429	FURNISHED TRAVEL	11/08/2016	170007	5,500.00	53,000.00	47,500.00	BUDGET AMENDMENTS ADULT PRO	KE
2017 541-570-572	EQUIPMENT	11/08/2016	170007	8,100.00	33,100.00	25,000.00	BUDGET AMENDMENTS ADULT PRO	KE
EXPENDITURES - SUPERVISION				TOTAL AMENDMENTS	11	TOTAL CHANGES	304,503.00	
2017 542-344-101	CIVIL REVENUE	03/31/2017	170045	31,000.00-	25,150.00-	5,850.00	LINE ITEM TRANSFERS	KE
				TOTAL AMENDMENTS	1	TOTAL CHANGES	5,850.00	
2017 542-570-103	SALARIES	03/31/2017	170045	20,000.00	10,650.00	9,350.00-	LINE ITEM TRANSFERS	KE
2017 542-570-201	SOCIAL SECURITY TA	04/03/2017	170046	1,798.00	1,071.00	727.00-	TO CORRECT B/A #170045	KE
2017 542-570-202	GROUP INSURANCE	03/31/2017	170045	3,500.00	2,773.00	727.00-	LINE ITEM TRANSFERS	KE
2017 542-570-202	GROUP INSURANCE	03/31/2017	170045	2,773.00	693.00	2,080.00-	LINE ITEM TRANSFERS	KE
2017 542-570-202	GROUP INSURANCE	04/03/2017	170046	693.00	1,420.00	727.00-	TO CORRECT B/A #170045	KE
2017 542-570-203	RETIREMENT CONTRIB	03/31/2017	170045	1,866.00	1,112.00	754.00-	LINE ITEM TRANSFERS	KE
2017 542-570-206	UNEMPLOYMENT	03/31/2017	170045	254.00	200.00	54.00-	LINE ITEM TRANSFERS	KE
2017 542-570-310	OFFICE SUPPLIES	03/31/2017	170045	1,267.00	7,197.00	5,930.00	LINE ITEM TRANSFERS	KE
				TOTAL AMENDMENTS	8	TOTAL CHANGES	7,035.00-	
2017 543-333-103	STATE AID - SUBSTA	11/08/2016	170007	28,266.00-	29,624.00-	1,358.00-	BUDGET AMENDMENTS ADULT PRO	KE
				TOTAL AMENDMENTS	1	TOTAL CHANGES	1,358.00-	
2017 543-390-541	TRANSFER FROM SUP	11/08/2016	170008	11,616.00-	12,950.00-	1,334.00-	BUDGET AMENDMENTS ADULT PRO	KE
				TOTAL AMENDMENTS	1	TOTAL CHANGES	1,334.00-	
2017 543-573-103	SALARIES - EMPLOYE	11/08/2016	170007	34,000.00	36,000.00	2,000.00	BUDGET AMENDMENTS ADULT PRO	KE
2017 543-573-201	SOCIAL SECURITY TA	11/08/2016	170007	2,601.00	2,754.00	153.00	BUDGET AMENDMENTS ADULT PRO	KE
2017 543-573-203	RETIREMENT CONTRIB	11/08/2016	170007	2,700.00	2,858.00	158.00	BUDGET AMENDMENTS ADULT PRO	KE
2017 543-573-206	UNEMPLOYMENT INSUR	11/08/2016	170007	368.00	740.00	372.00	BUDGET AMENDMENTS ADULT PRO	KE
2017 543-573-419	PROFESSIONAL FEES	11/08/2016	170007	213.00	222.00	9.00	BUDGET AMENDMENTS ADULT PRO	KE
EXPENDITURES - SUBSTANCE ABUSE				TOTAL AMENDMENTS	5	TOTAL CHANGES	2,692.00	
2017 544-333-104	STATE AID - OFFEND	11/08/2016	170007	50,103.00-	51,603.00-	1,500.00-	BUDGET AMENDMENTS ADULT PRO	KE
				TOTAL AMENDMENTS	1	TOTAL CHANGES	1,500.00-	
2017 544-574-103	SALARIES-EMPLOYEES	11/08/2016	170007	42,620.00	43,900.00	1,280.00	BUDGET AMENDMENTS ADULT PRO	KE
2017 544-574-201	SOCIAL SECURITY TA	11/08/2016	170007	3,261.00	3,358.00	97.00	BUDGET AMENDMENTS ADULT PRO	KE
2017 544-574-203	RETIREMENT CONTRIB	11/08/2016	170007	3,385.00	3,486.00	101.00	BUDGET AMENDMENTS ADULT PRO	KE
2017 544-574-206	UNEMPLOYMENT INSUR	11/08/2016	170007	461.00	471.00	10.00	BUDGET AMENDMENTS ADULT PRO	KE
2017 544-574-419	PROFESSIONAL FEES	11/08/2016	170007	376.00	388.00	12.00	BUDGET AMENDMENTS ADULT PRO	KE
EXPENDITURES - OFFENDER				TOTAL AMENDMENTS	5	TOTAL CHANGES	1,500.00	
2017 546-582-330	FUEL/LUBRICANTS	05/10/2017	170063	1,200.00	1,900.00	700.00	JUV PROB LINE ITEM TRANSFER	KE
2017 546-582-340	YOUTH COMMUNT SERV	04/05/2017	170049	.00	250.00	250.00	TO INCREASE BUDGET	KE
2017 546-582-428	TRAVEL	05/10/2017	170063	1,700.00	1,000.00	700.00-	JUV PROB LINE ITEM TRANSFER	KE
EXPENDITURES - JUV LOCAL				TOTAL AMENDMENTS	3	TOTAL CHANGES	250.00	
2017 546-587-441	GAS	10/13/2016	170002	.00	400.00	400.00	LINE ITEM TRANSFER	FT
EXPENDITURES DETENTION LOCAL				TOTAL AMENDMENTS	1	TOTAL CHANGES	400.00	

ACCOUNT NUMBER	ACCOUNT NAME	DATE	AMDMT NUMBER	OLD BUDGET AMOUNT	AMENDED BUDGET AMOUNT	AMOUNT OF CHANGE	DESCRIPTION	CLK
2017 547-333-110	STATE AID - JUVENI	11/23/2016	170010	322,027.00-	349,631.00-	27,604.00-	INCREASE JUV PROBATION BUDG	FT
	TOTAL AMENDMENTS		1	TOTAL	CHANGES	27,604.00-		
2017 547-587-402	PROBATION EXTERNAL	11/23/2016	170010	.00	1,148.00	1,148.00	INCREASE JUV PROBATION BUDG	FT
2017 547-587-402	PROBATION EXTERNAL	12/28/2016	170014	1,148.00	1,238.85	90.85	GRANT R BUDGET ADJUSTMENT	KE
2017 547-587-411	RESIDENTIAL SERVIC	11/23/2016	170010	.00	24,000.00	24,000.00	INCREASE JUV PROBATION BUDG	FT
2017 547-587-427	TRAINING	11/23/2016	170010	.00	2,456.00	2,456.00	INCREASE JUV PROBATION BUDG	FT
2017 547-587-427	TRAINING	12/28/2016	170014	2,456.00	2,365.15	90.85-	GRANT R BUDGET ADJUSTMENT	KE
2017 547-587-495	MISCELLANEOUS EXPE	10/13/2016	170002	400.00	.00	400.00-	LINE ITEM TRANSFER	FT
EXPENDITURES - TJCP RESIDENTIA	TOTAL AMENDMENTS		6	TOTAL	CHANGES	27,204.00		
2017 552-582-410	PSYCHOLOGICALS-ETC	11/16/2016	170009	7,000.00	6,000.00	1,000.00-	REDUCE BUDGET	FT
	TOTAL AMENDMENTS		1	TOTAL	CHANGES	1,000.00-		
2017 558-435-103	SALARIES - EMPLOYE	05/24/2017	170075	37,154.00	29,672.00	7,482.00-	PROGRAM COORDINATOR-J.K.H.O	KE
2017 558-435-414	NON RESIDENTIAL CO	05/24/2017	170075	6,200.00	13,682.00	7,482.00	PROGRAM COORDINATOR-J.K.H.O	KE
EXPENDITURES - GRANT S	TOTAL AMENDMENTS		2	TOTAL	CHANGES	.00		
2017 559-390-541	TRANSFER FROM SUPE	11/08/2016	170008	30,306.00-	32,229.00-	1,923.00-	BUDGET AMENDMENTS ADULT PRO	KE
	TOTAL AMENDMENTS		1	TOTAL	CHANGES	1,923.00-		
2017 559-570-103	SALARIES - EMPLOYE	11/08/2016	170007	55,300.00	56,959.00	1,659.00	BUDGET AMENDMENTS ADULT PRO	KE
2017 559-570-201	SOCIAL SECURITY	11/08/2016	170007	.00	126.00	126.00	BUDGET AMENDMENTS ADULT PRO	KE
2017 559-570-203	RETIREMENT CONTRIB	11/08/2016	170007	4,391.00	4,523.00	132.00	BUDGET AMENDMENTS ADULT PRO	KE
2017 559-570-206	UNEMPLOYMENT INSUR	11/08/2016	170007	598.00	604.00	6.00	BUDGET AMENDMENTS ADULT PRO	KE
EXPENDITURES - MENTAL IMPAIRME	TOTAL AMENDMENTS		4	TOTAL	CHANGES	1,923.00		
2017 567-435-402	CONTRACT SERVICES	04/11/2017	170051	4,900.00	4,400.00	500.00-	TO PURCHASE CAMERA FOR ABAT	KE
2017 567-435-572	OFFICE EQUIPMENT	04/11/2017	170051	.00	500.00	500.00	TO PURCHASE CAMERA FOR ABAT	KE
EXPENDITURES-ABATEMENT OFFICER	TOTAL AMENDMENTS		2	TOTAL	CHANGES	.00		
2017 803-491-427	TRAINING	05/10/2017	170056	1,500.00	950.00	550.00-	TO PURCHASE 9 X 12 CUSTOM P	KE
2017 803-491-495	MISCELLANEOUS	05/10/2017	170056	150.00	700.00	550.00	TO PURCHASE 9 X 12 CUSTOM P	KE
EXPENDITURES - HISTORICAL COMM	TOTAL AMENDMENTS		2	TOTAL	CHANGES	.00		



P.O. Box 3188 · Longview, Texas 75606 · 903-237-5500



Return Service Requested

Date 5/31/17
PRIMARY ACCOUNT
ENCLOSURES

Page 1
1910512
442



TXBT TREASURER OF VAN ZANDT COUNTY
FINANCIAL CLEARING
121 E DALLAS #101
CANTON TX 75103-1496

C H E C K I N G A C C O U N T

Table with 4 columns: Description, Amount, Description, Amount. Rows include PUBLIC FUNDS CHECKING, ACCOUNT NUMBER, PREVIOUS BALANCE, DEPOSITS, CHECKS/DEBITS, SERVICE CHARGE, INTEREST PAID, CURRENT BALANCE, and NUMBER OF ENCLOSURES.

DEPOSITS AND OTHER CREDITS

Table with 3 columns: Date, Description, Amount. Rows list various deposits and credits from 5/01 to 5/24, including descriptions like INV-PAYMTS COMP JUDICIARY, DEPOSIT, and INV-PAYMTS OFC COURT ADMIN.

NOTICE: SEE REVERSE SIDE FOR IMPORTANT INFORMATION

J12233



TXBT-025-012158-001-024-170601 012233 X05
75103149626



Date 5/31/17
 PRIMARY ACCOUNT
 ENCLOSURES

Page 2
 1910512
 442

TREASURER OF VAN ZANDT COUNTY
 FINANCIAL CLEARING
 121 E DALLAS #101
 CANTON TX 75103

PUBLIC FUNDS CHECKING 1910512 (Continued)

DEPOSITS AND OTHER CREDITS

Date	Description	Amount
5/25	INV-PAYMTS JUVENILE JUSTICE CTX	4,357.50
5/25	DEPOSIT	5,272.84
5/26	INV-PAYMTS COMP JUDICIARY CTX	21,000.00
5/26	DEPOSIT	23,841.10
5/31	INV-PAYMTS TX DPT CRIML JST CTX	4,892.00
5/31	DEPOSIT	3,944.00
5/31	DEPOSIT	30,016.07

WITHDRAWALS AND OTHER DEBITS

Date	Description	Amount
5/04	Transf to Payroll Clearing Confirmation number 504170125	213,641.13-
5/04	PAYMENT BANKCARD \TEL	2,779.11-
5/05	Payment ATT \TEL	626.53-
5/05	PAYMENTS NATIONWIDE PPD	2,175.00-
5/05	USATAXPYMT IRS CCD 220752565773858	70,141.54-
5/08	Transf to Payroll Clearing Payroll 5/5/17 Confirmation number 508170505	699.95-
5/08	Transf to Payroll Clearing PR 4/7/2017 Confirmation number 508170746	531.24-
5/08	CHILDSUPP SYSTEMS AND METH CCD 171250000364165	1,179.22-
5/09	USATAXPYMT IRS CCD 220752975703555	95.20-
5/09	USATAXPYMT IRS CCD 220752924089985	242.84-
5/11	Transf to Jury Clearing Jury checks	1,218.00-

TXBT-025-012158-001-024-170601 012233 X05

Date 5/31/17
PRIMARY ACCOUNT
ENCLOSURES

Page 3
1910512
442

TREASURER OF VAN ZANDT COUNTY
FINANCIAL CLEARING
121 E DALLAS #101
CANTON TX 75103

PUBLIC FUNDS CHECKING 1910512 (Continued)

WITHDRAWALS AND OTHER DEBITS		
Date	Description	Amount
5/11	Confirmation number 511170116 Payment ATT \TEL	76.40-
5/12	Transf to Debt Services April 2017 Confirmation number 512170236	16,913.08-
5/15	Transf to Jury Clearing Jury checks Confirmation number 515170569	480.00-
5/15	Transf to Jury Clearing Jury checks Confirmation number 515170634	940.00-
5/15	RECEIVABLE TEXAS COUNTY DRS CCD 0333	79,437.04-
5/17	FLEET DEBI WEX INC CCD 9100000739575	10,888.10-
5/18	Transf to Payroll Clearing Payroll 5/19/2017 Confirmation number 518170159	201,365.14-
5/18	Transf to Payroll Clearing Payroll 5/5/2017 Confirmation number 518170314	297.98-
5/18	Transf to Jury Clearing Jury checks Confirmation number 518170436	800.00-
5/19	B/O VAN ZANDT COUNTY CSCD 0234 WIRE TRANSFER DEBIT TDCJ	3,146.31-
5/19	Transf to Payroll Clearing Roberts Confirmation number 519170397	824.64-
5/19	USATAXPYMT IRS CCD 220753913451385	95.20-
5/19	USATAXPYMT IRS CCD 220753934002186	111.23-
5/19	INVESTMENT BFDS CCD 612134000170504	150.00-
5/19	INVESTMENT BFDS CCD 612134000170518	150.00-



Date 5/31/17
 PRIMARY ACCOUNT
 ENCLOSURES

Page 4
 1910512
 442

TREASURER OF VAN ZANDT COUNTY
 FINANCIAL CLEARING
 121 E DALLAS #101
 CANTON TX 75103

PUBLIC FUNDS CHECKING 1910512 (Continued)

WITHDRAWALS AND OTHER DEBITS

Date	Description	Amount
5/19	Payment ATT \TEL	162.79-
5/19	PAYMENTS NATIONWIDE PPD	2,175.00-
5/19	USATAXPYMT IRS CCD 220753981964149	63,892.48-
5/22	USATAXPYMT IRS CCD 220754242087629	293.90-
5/22	CHILDSUPP SYSTEMS AND METH CCD 171390000375279	1,057.46-
5/24	INSURANCE AFLAC CCD 0XH48463028	5,898.51-
5/25	PAYMENT VISA \WEB	118.89-
5/25	PITNEY3 PITNEY BOWES CCD 800090900470577	520.99-
5/31	Transf to Jury Clearing Jury checks confirmation number 531170584	922.00-

CHECKS IN NUMERICAL ORDER

Date	Check No	Amount	Date	Check No	Amount
5/02	56131	2.50	5/01	57035*	839.76
5/04	56139*	22.40	5/08	57041*	160.00
5/01	56597*	350.00	5/03	57059*	3,795.94
5/02	56634*	600.53	5/11	57083*	200.00
5/01	56701*	350.00	5/17	57086*	600.00
5/10	56834*	1,058.00	5/08	57093*	792.53
5/23	56843*	60.00	5/01	57118*	145.99
5/01	56902*	60.00	5/02	57126*	43.25
5/24	56994*	7.50	5/08	57129*	3,167.00
5/11	57003*	200.00	5/03	57137*	33.34
5/05	57004	230.00	5/01	57138	40.95
5/03	57010*	3,500.00	5/04	57139	51.00
5/10	57019*	400.00	5/11	57145*	16.66
5/23	57030*	17.16	5/11	57146	35.00
5/02	57032*	600.53	5/02	57147	166.52

* Indicates break in check number sequence

TXBT-025-012158-001-024-170601 012233 X05

TREASURER OF VAN ZANDT COUNTY
 FINANCIAL CLEARING
 121 E DALLAS #101
 CANTON TX 75103

PUBLIC FUNDS CHECKING

1910512 (Continued)

CHECKS IN NUMERICAL ORDER					
Date	Check No	Amount	Date	Check No	Amount
5/01	57150*	492.00	5/16	57198	7,146.94
5/08	57152*	60.98	5/02	57199	1,329.30
5/02	57154*	42.25	5/03	57200	8,442.86
5/02	57155	22.50	5/01	57201	1,124.16
5/02	57156	175.00	5/01	57202	909.30
5/04	57157	647.53	5/01	57203	500.00
5/02	57158	568.57	5/01	57204	427.51
5/17	57159	40.27	5/02	57205	108.00
5/01	57161*	771.92	5/03	57206	432.60
5/02	57162	3,583.99	5/01	57207	304.11
5/03	57163	5,675.00	5/01	57209*	91.63
5/01	57165*	6,261.00	5/02	57210	4,871.90
5/02	57166	76.11	5/11	57211	39.42
5/02	57167	12.00	5/03	57212	67.83
5/01	57168	2,256.19	5/04	57213	2,600.02
5/03	57169	1,265.14	5/01	57214	66.00
5/01	57170	2,374.89	5/01	57215	1,700.00
5/02	57171	270.55	5/03	57216	33.50
5/02	57173*	906.00	5/05	57217	210.00
5/02	57174	430.00	5/01	57218	270.00
5/03	57175	176.09	5/02	57220*	12,083.92
5/09	57176	11,382.48	5/02	57221	260.74
5/03	57177	100.00	5/01	57222	75.00
5/04	57178	5,103.15	5/03	57223	167.18
5/01	57179	510.58	5/03	57224	1,556.15
5/02	57180	332.99	5/05	57225	37.89
5/03	57181	186.66	5/02	57226	45.00
5/02	57182	2,850.68	5/01	57227	5,308.39
5/02	57184*	931.00	5/05	57228	520.00
5/08	57185	84.00	5/01	57229	500.00
5/02	57186	4,013.82	5/02	57230	1,275.00
5/02	57188*	73.56	5/04	57231	1,111.06
5/04	57189	146.53	5/03	57232	139.95
5/16	57190	7.00	5/02	57233	36.75
5/01	57191	6.42	5/01	57234	4,143.62
5/01	57192	520.00	5/01	57235	616.87
5/01	57194*	13,219.00	5/02	57237*	1,493.00
5/15	57195	444.00	5/02	57238	6,487.50
5/02	57197*	236.39	5/02	57239	5,543.42

* Indicates break in check number sequence



Date 5/31/17
 PRIMARY ACCOUNT
 ENCLOSURES

Page 6
 1910512
 442

TREASURER OF VAN ZANDT COUNTY
 FINANCIAL CLEARING
 121 E DALLAS #101
 CANTON TX 75103

PUBLIC FUNDS CHECKING

1910512 (continued)

CHECKS IN NUMERICAL ORDER

Date	check No	Amount	Date	Check No	Amount
5/15	57240	500.00	5/05	57284	112.33
5/02	57241	257.73	5/05	57285	2,612.16
5/04	57242	148.00	5/04	57286	106.60
5/01	57243	900.00	5/02	57287	123,940.86
5/01	57244	1,052.33	5/04	57291*	863.77
5/03	57245	158.33	5/04	57292	26,639.57
5/05	57246	328.35	5/04	57293	11,453.45
5/05	57247	145.68	5/04	57294	98,350.04
5/01	57248	2,200.00	5/10	57295	6,635.16
5/01	57249	400.00	5/23	57296	1,654.77
5/04	57251*	50.00	5/09	57297	1,610.62
5/01	57252	120,600.75	5/11	57298	324.93
5/01	57253	131,030.10	5/05	57299	61,970.53
5/04	57254	550.00	5/05	57300	28.96
5/03	57255	1,245.00	5/05	57301	190.00
5/05	57257*	600.00	5/15	57302	1,108.08
5/02	57259*	6,983.65	5/11	57303	77.96
5/01	57260	250.00	5/11	57304	36.40
5/03	57261	1,465.00	5/09	57305	3,783.19
5/02	57262	141.93	5/10	57306	535.71
5/12	57264*	5,866.75	5/10	57307	69.03
5/01	57265	457.60	5/11	57308	143.43
5/01	57266	16,500.00	5/11	57309	53.10
5/04	57268*	50.00	5/16	57310	129.65
5/01	57269	871.41	5/12	57311	2,411.71
5/05	57270	1,155.00	5/12	57312	272.11
5/03	57271	95.83	5/10	57313	85.09
5/04	57272	5.43	5/10	57315*	58.95
5/08	57273	139.95	5/10	57316	1,346.06
5/02	57274	350.00	5/15	57317	405.00
5/01	57275	4,405.00	5/08	57318	19.86
5/01	57276	82,357.52	5/11	57319	113.27
5/08	57277	350.00	5/09	57320	1,149.00
5/02	57278	189.69	5/11	57321	102.15
5/01	57279	260.00	5/09	57322	352.33
5/05	57280	48.60	5/09	57323	50.00
5/05	57281	772.77	5/15	57324	64.10
5/05	57282	1,814.03	5/08	57325	54.58
5/05	57283	134.40	5/09	57326	137.52

* Indicates break in check number sequence

TXBT-025-012158-001-024-170601 012233 X05

Date 5/31/17
PRIMARY ACCOUNT
ENCLOSURES

Page 7
1910512
442

TREASURER OF VAN ZANDT COUNTY
FINANCIAL CLEARING
121 E DALLAS #101
CANTON TX 75103

PUBLIC FUNDS CHECKING

1910512 (Continued)

CHECKS IN NUMERICAL ORDER

Date	Check No	Amount	Date	Check No	Amount
5/11	57327	58.30	5/17	57370	89.06
5/11	57328	485.49	5/16	57371	6,395.61
5/08	57329	211.00	5/16	57372	305.34
5/11	57330	491.30	5/17	57373	11.78
5/15	57331	134.00	5/31	57374	600.53
5/11	57332	368.86	5/25	57375	1,206.06
5/11	57333	9.80	5/15	57376	78.15
5/15	57334	146.42	5/22	57377	600.53
5/24	57335	209.94	5/17	57378	305.00
5/15	57336	38.05	5/15	57379	1,100.00
5/15	57337	36.93	5/19	57380	170.00
5/12	57338	6.13	5/15	57381	1,497.95
5/16	57340*	300.00	5/22	57382	908.47
5/11	57341	557.86	5/15	57383	1,550.00
5/15	57342	29.94	5/17	57384	1,045.00
5/15	57343	220.10	5/15	57385	35.39
5/11	57344	54.58	5/10	57386	345.00
5/12	57345	25.00	5/15	57387	336.80
5/23	57346	800.00	5/16	57388	1,332.68
5/16	57347	203.04	5/18	57389	53.90
5/12	57348	94.01	5/15	57390	416.61
5/16	57349	5,160.62	5/18	57391	44.00
5/11	57350	8,466.00	5/15	57392	1,950.00
5/17	57351	12.15	5/15	57393	1,700.00
5/16	57352	251.27	5/18	57394	254.00
5/15	57353	1,533.33	5/19	57395	525.00
5/15	57354	50.00	5/17	57396	2,650.00
5/17	57355	1,619.80	5/19	57397	90.00
5/18	57357*	600.53	5/16	57398	3,435.00
5/18	57358	1,025.00	5/15	57399	600.53
5/15	57360*	270.48	5/15	57400	357.49
5/15	57361	2,796.11	5/16	57402*	62.50
5/15	57362	5,470.87	5/15	57403	1,693.62
5/17	57363	170.22	5/11	57404	500.00
5/19	57364	106.90	5/17	57405	640.39
5/15	57365	305.33	5/09	57406	18.00
5/16	57367*	1,983.52	5/15	57407	103.98
5/23	57368	10,544.64	5/19	57408	160.05
5/10	57369	709.65	5/18	57409	4,052.23

* Indicates break in check number sequence



Date 5/31/17
 PRIMARY ACCOUNT
 ENCLOSURES

Page 8
 1910512
 442

TREASURER OF VAN ZANDT COUNTY
 FINANCIAL CLEARING
 121 E DALLAS #101
 CANTON TX 75103

PUBLIC FUNDS CHECKING

1910512 (continued)

CHECKS IN NUMERICAL ORDER

Date	Check No	Amount	Date	Check No	Amount
5/10	57410	500.00	5/16	57453	19.72
5/15	57411	462.37	5/18	57454	108.19
5/15	57413*	38.72	5/17	57455	2.50
5/16	57414	222.37	5/17	57456	483.35
5/15	57415	1,200.00	5/16	57457	1,166.66
5/31	57416	3,200.00	5/18	57458	54.58
5/15	57417	1,326.00	5/25	57460*	586.25
5/19	57418	154.00	5/19	57461	150.00
5/15	57419	500.00	5/30	57463*	13.58
5/15	57420	1,657.68	5/17	57465*	510.00
5/23	57421	761.44	5/19	57466	685.00
5/09	57422	24.47	5/19	57467	2,500.00
5/16	57423	400.00	5/16	57468	4,057.50
5/16	57424	106.65	5/22	57469	376.05
5/18	57425	685.00	5/24	57470	225.00
5/17	57426	485.00	5/16	57471	318.40
5/16	57427	159.00	5/17	57472	11,475.76
5/16	57428	758.00	5/17	57473	573.67
5/17	57429	1,500.00	5/26	57474	114.07
5/17	57430	642.00	5/24	57475	134.97
5/11	57431	1,775.00	5/26	57476	1,822.94
5/15	57432	600.00	5/23	57477	1,221.93
5/16	57433	108.94	5/23	57478	143.00
5/15	57434	125.00	5/30	57479	134.87
5/18	57435	4.00	5/23	57480	341.95
5/15	57436	8,207.00	5/24	57481	122.64
5/18	57437	792.53	5/30	57482	34.00
5/26	57439*	2,546.00	5/31	57483	69.84
5/09	57440	3,950.00	5/24	57485*	1,389.00
5/16	57441	50.00	5/25	57486	6,000.00
5/15	57442	1,900.00	5/26	57488*	106.60
5/25	57443	600.53	5/19	57489	62,929.30
5/23	57444	149.00	5/19	57490	28.96
5/15	57445	1,200.00	5/19	57491	310.00
5/16	57446	204.97	5/24	57492	4,315.99
5/15	57447	16,921.89	5/31	57493	187.19
5/18	57448	516.45	5/30	57494	36.50
5/18	57451*	1,355.05	5/30	57495	22.50
5/17	57452	37.95	5/30	57496	13.50

* Indicates break in check number sequence

TREASURER OF VAN ZANDT COUNTY
 FINANCIAL CLEARING
 121 E DALLAS #101
 CANTON TX 75103

PUBLIC FUNDS CHECKING

1910512 (continued)

CHECKS IN NUMERICAL ORDER					
Date	Check No	Amount	Date	Check No	Amount
5/26	57497	460.06	5/30	57566*	120.43
5/30	57499*	40.85	5/30	57567	390.00
5/31	57500	175.00	5/25	57568	60.00
5/31	57501	221.96	5/30	57571*	1,300.00
5/31	57502	141.21	5/26	57572	57.43
5/31	57506*	2,448.29	5/31	57574*	257.90
5/26	57509*	805.56	5/25	57578*	260.00
5/31	57512*	4,212.00	5/30	57579	30,000.00
5/31	57514*	279.10	5/30	57580	60.00
5/30	57515	2,236.42	5/30	57581	5,504.31
5/26	57516	1,992.80	5/30	57583*	448.21
5/30	57518*	1,054.07	5/30	57585*	35.20
5/25	57519	13,889.88	5/30	57586	3,594.82
5/31	57523*	430.00	5/30	57587	416.11
5/30	57525*	283.60	5/31	57588	75.00
5/31	57527*	13,908.48	5/26	57589	109,344.48
5/31	57531*	2,650.00	5/31	57590	33.10
5/31	57532	10,656.67	5/30	57593*	1,875.00
5/31	57535*	198.88	5/31	57596*	431.45
5/31	57536	112.16	5/30	57597	900.00
5/31	57537	6,750.00	5/30	57598	388.50
5/31	57538	350.00	5/23	57600*	16.70
5/31	57539	135.00	5/30	57601	3,495.00
5/26	57540	14.00	5/30	57602	2,050.00
5/31	57541	1,291.55	5/30	57607*	41,327.00
5/31	57543*	30.55	5/30	57608	114,593.82
5/23	57544	2,160.00	5/31	57610*	1,579.00
5/31	57545	49.00	5/31	57611	978.77
5/30	57546	138.67	5/24	57612	1,806.00
5/30	57549*	115.17	5/30	57613	702.73
5/31	57550	110.67	5/31	57614	200.00
5/30	57553*	456.27	5/26	57616*	395.93
5/31	57554	77.85	5/30	57617	10,566.90
5/26	57555	345.00	5/30	57620*	402.50
5/30	57557*	566.61	5/23	57621	1,550.00
5/31	57558	550.00	5/30	57622	871.41
5/31	57560*	3,818.40	5/26	57624*	9,000.00
5/31	57561	93.88	5/30	57629*	16,828.68
5/26	57563*	6.28	5/31	57632*	86.92

* Indicates break in check number sequence



Date 5/31/17
 PRIMARY ACCOUNT
 ENCLOSURES

Page 10
 1910512
 442

TREASURER OF VAN ZANDT COUNTY
 FINANCIAL CLEARING
 121 E DALLAS #101
 CANTON TX 75103

PUBLIC FUNDS CHECKING

1910512 (Continued)

CHECKS IN NUMERICAL ORDER

Date	Check No	Amount	Date	Check No	Amount
5/31	57635*	526.70	5/31	57650*	12.00
5/31	57637*	1,867.00	5/31	57651	641.89
5/30	57639*	29.45	5/30	57652	85.23
5/31	57642*	122,622.50	5/31	57653	228.38
5/30	57644*	33.44	5/31	57654	390.36
5/31	57647*	300.00	5/26	57655	48,793.00
5/31	57648	95.85			

* Indicates break in check number sequence

DAILY BALANCE INFORMATION

Date	Balance	Date	Balance	Date	Balance
5/01	1,750,000.31	5/11	2,063,737.29	5/23	1,694,424.79
5/02	1,568,663.18	5/12	2,102,968.70	5/24	1,685,365.24
5/03	1,540,126.78	5/15	1,962,999.74	5/25	1,671,752.98
5/04	1,175,807.99	5/16	1,928,714.36	5/26	1,540,789.93
5/05	1,147,378.07	5/17	1,895,258.90	5/30	1,299,624.58
5/08	1,151,906.26	5/18	1,683,250.32	5/31	1,154,479.62
5/09	1,366,835.86	5/19	1,717,081.79		
5/10	2,075,469.20	5/22	1,713,845.38		

END OF STATEMENT

TexPool Participant Services
 C/O Federated Investors Inc.
 1001 Texas Avenue, Suite 1400
 Houston, TX 77002



Participant Statement

VAN ZANDT COUNTY
 FINANCIAL CLEARING FUND
 ATTN: TERI PRUITT
 121 E DALLAS ST STE 101
 CANTON TX 75103-1496

Statement Period **05/01/2017 - 05/31/2017**

Page 1 of 2

Customer Service **1-866-TEX-POOL**
 Location ID **000078331**
 Investor ID **000009623**

TexPool Update

Do you want to keep up on the latest market talk? Check the Market Views section on TexPool.com for frequent updates!

TexPool Summary

Pool Name	Beginning Balance	Total Deposits	Total Withdrawals	Total Interest	Current Balance	Average Balance
Texas Local Government Investment Pool	\$6,964,442.89	\$0.00	\$0.00	\$4,548.01	\$6,968,990.90	\$6,964,589.60
Total Dollar Value	\$6,964,442.89	\$0.00	\$0.00	\$4,548.01	\$6,968,990.90	

Portfolio Value

Pool Name	Pool/Account	Market Value (05/01/2017)	Share Price (05/31/2017)	Shares Owned (05/31/2017)	Market Value (05/31/2017)
Texas Local Government Investment Pool	449/2340100001	\$6,964,442.89	\$1.00	6,968,990.900	\$6,968,990.90
Total Dollar Value		\$6,964,442.89			\$6,968,990.90

Interest Summary

Pool Name	Pool/Account	Month-to-Date Interest	Year-to-Date Interest
Texas Local Government Investment Pool	449/2340100001	\$4,548.01	\$16,855.61
Total		\$4,548.01	\$16,855.61



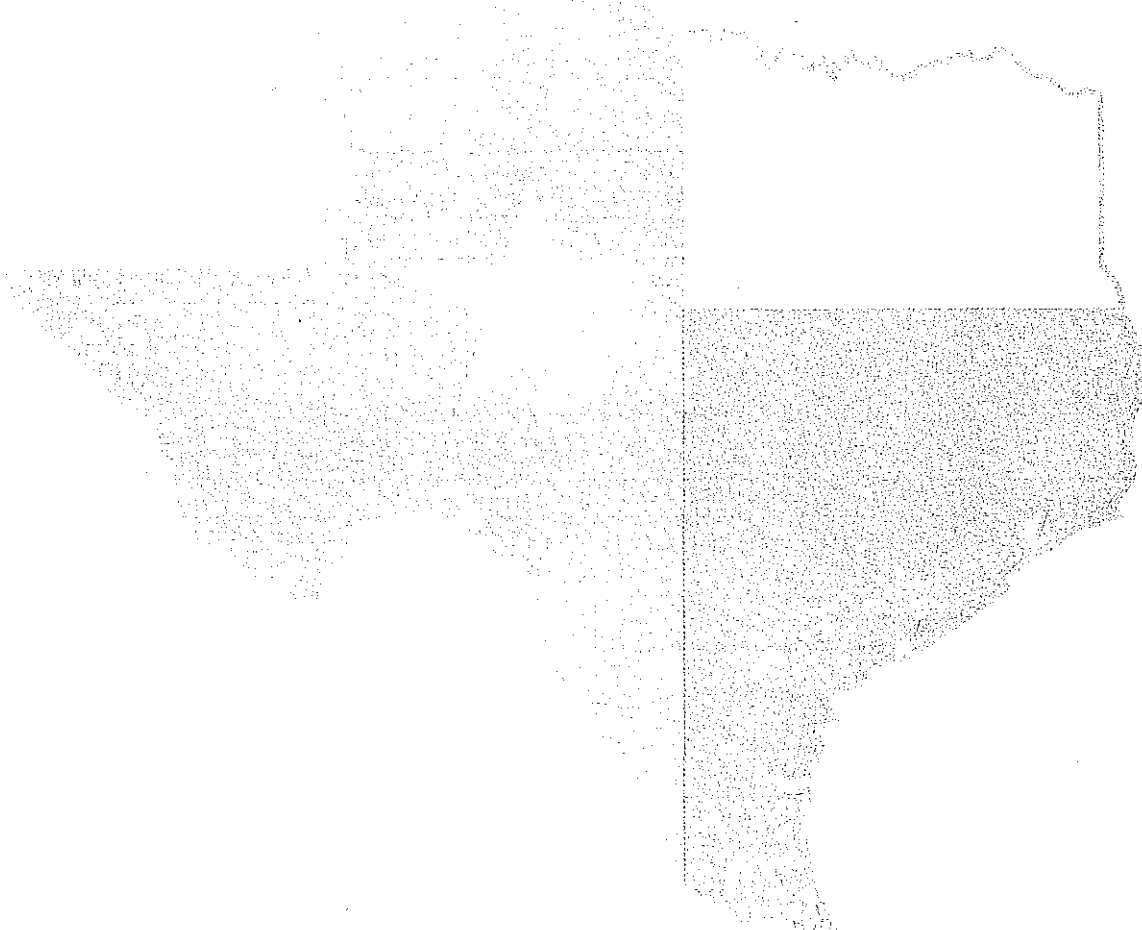
Transaction Detail

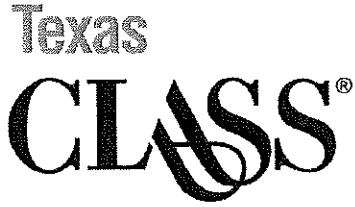
Texas Local Government Investment Pool

Participant: VAN ZANDT COUNTY

Pool/Account: 449/2340100001

Transaction Date	Settlement Date	Transaction Description	Transaction Dollar Amount	Share Price	Shares This Transaction	Shares Owned
05/01/2017	05/01/2017	BEGINNING BALANCE	\$6,964,442.89	\$1.00		6,964,442.890
05/31/2017	05/31/2017	MONTHLY POSTING	\$4,548.01	\$1.00	4,548.010	6,968,990.900
Account Value as of 05/31/2017			\$6,968,990.90	\$1.00		6,968,990.900





Summary Statement

May 2017


Van Zandt County

121 East Dallas Street, Room 101
 Canton, TX 75103
 U.S.A.

TXCLASS

Average Monthly Yield: 1.09%

	Beginning Balance	Contributions	Withdrawals	Income Earned	Income Earned YTD	Average Daily Balance	Month End Balance
TX-01-0250-0001 FINANCIAL CLEARING	748,376.47	0.00	0.00	690.05	3,134.88	748,741.80	749,066.52
Total	748,376.47	0.00	0.00	690.05	3,134.88	748,741.80	749,066.52



Account Statement

May 2017

Van Zandt County

121 East Dallas Street, Room 101
 Canton, TX 75103
 U.S.A.

TXCLASS

TX-01-0250-0001

Summary

Average Monthly Yield: 1.09%

		Beginning Balance	Contributions	Withdrawals	Income Earned	Average Daily Balance	Month End Balance
TX-01-0250-0001	FINANCIAL CLEARING	748,376.47	0.00	0.00	690.05	748,741.80	749,066.52

Transactions

Transaction Date	Transaction Description	Contributions & Income Earned	Withdrawals	Balance	Transaction Number
05/01/2017	Beginning Balance			748,376.47	
05/31/2017	Income Earned For The Period	690.05			
05/31/2017	Ending Balance			749,066.52	



Daily Rates

May 2017

TXCLASS

Date	Dividend Rate	Annual Yield
01-May-17	0.000029578	1.08%
02-May-17	0.000029455	1.08%
03-May-17	0.000029457	1.08%
04-May-17	0.000029455	1.08%
05-May-17	0.000029455	1.08%
06-May-17	0.000029455	1.08%
07-May-17	0.000029455	1.08%
08-May-17	0.000029616	1.08%
09-May-17	0.000029455	1.08%
10-May-17	0.000029455	1.08%
11-May-17	0.000029455	1.08%
12-May-17	0.000029455	1.08%
13-May-17	0.000029455	1.08%
14-May-17	0.000029455	1.08%
15-May-17	0.000029971	1.10%
16-May-17	0.000029746	1.09%
17-May-17	0.000029752	1.09%
18-May-17	0.000029790	1.09%
19-May-17	0.000029845	1.09%
20-May-17	0.000029845	1.09%
21-May-17	0.000029845	1.09%
22-May-17	0.000029878	1.09%
23-May-17	0.000029859	1.09%
24-May-17	0.000029842	1.09%
25-May-17	0.000030007	1.10%
26-May-17	0.000030015	1.10%
27-May-17	0.000030015	1.10%
28-May-17	0.000030015	1.10%
29-May-17	0.000030015	1.10%
30-May-17	0.000030443	1.11%
31-May-17	0.000030102	1.10%