


**Van Zandt County**  
**Monthly Financial & Investment Report**  
**Month Ending December 31, 2016**

TO BE RECORDED IN THE JANUARY 24, 2017 MINUTES

OF THE COMMISSIONERS' COURT

BY VAN ZANDT COUNTY CLERK.

SUBMITTED THIS THE 17<sup>TH</sup> DAY OF JANUARY 2017



Teri Pruitt, Treasurer

The Van Zandt County Commissioners' Court, having reviewed the Treasurer's Report as presented, having taken reasonable steps to ensure its accuracy, and based upon presentations of the Treasurer's Office, does hereby approve the Report, subject to the independent auditor's review and does further order that it be filed with the official minutes of this meeting. {LGC 114.026(c)}

In addition, the below signatures affirm that the Treasurers' Report complies with statutes as referenced. {LGC 114.026(d)}




Don Kirkpatrick, Van Zandt County Judge




Brandon Brown

Commissioner Precinct #1




Keith Pearson

Commissioner Precinct #3



Virgil Melton, Jr.

Commissioner Precinct #2



Tim West

Commissioner Precinct #4

FUND NAME	CHECKING ACCOUNT	CHECKING AMOUNT	TDOA ACCOUNT	TDOA AMOUNT	FUND TOTAL
2017 010 GENERAL FUND	FIN CLEAR	132,985.36	TDOA	189.91	
	AMERICAN		MBIA		
	CTY JURY	3,054.00			136,229.27
2017 011 VZC EMPLOYEE BENEFITS FUND			MEDRESERVE		
			MEDCLAIMS		
2017 012 RESERVE FUNDS	FIN CLEAR		TDOA	545.43	
			MBIA	1,259.20	1,804.63
2017 015 SHERIFF FORFEITURE FUND	FIN CLEAR	18,072.93	TDOA	9,040.81	
	AMERICAN		MBIA		27,113.74
2017 016 DA FORFEITURE FUND	FIN CLEAR		TDOA		
	ESCROW #1	3,093.26	MBIA		
	ESCROW #2	1,812.65			
	ESCROW #3	1,165.91			
	ESCROW #4	301.03			
	ESCROW #5	800.58			
	ESCROW #6	1,868.04			
	ESCROW #7	2,463.80			
	ESCROW #8	6,158.61			
	ESCROW #9	1,015.14			
	ESCROW #10	5,068.12			
	ESCROW #11	2,809.42			
	ESCROW #12	1,746.00			
	ESCROW #13				
	ESCROW #14				
	ESCROW #15				
	ESCROW #16				
	ESCROW #17	8,241.58			
	ESCROW #18	8,746.13			
	ESCROW #19	1,529.31			
	ESCROW #20	3,500.00			
	ESCROW #21				
	ESCROW #22	2,296.09			
	ESCROW #23				
	ESCROW #24				
	ESCROW #25	525.69			
	ESCROW #26				
	ESCROW #27	2,914.67			
	ESCROW #28				
	ESCROW #29				
	ESCROW #30	534.96			
	ESCROW #31	327.11			
	ESCROW #32	.01			
	ESCROW #33				
	ESCROW #34				
	ESCROW #35	201.73			
	ESCROW #36	3,114.81			
	ESCROW #37				
	ESCROW #38				
	ESCROW #39	1,472.76			
	ESCROW #40	1,420.23			
	ESCROW #41				
	ESCROW #42				

FUND NAME	CHECKING ACCOUNT	CHECKING AMOUNT	TDOA ACCOUNT	TDOA AMOUNT	FUND TOTAL
	ESCROW #43				
	ESCROW #44				
	ESCROW #45				
	ESCROW #46				
	ESCROW #47				
	ESCROW #48				
	ESCROW #49				
	ESCROW #50				
	ESCROW #51				
	ESCROW #52				
	ESCROW #53				
	ESCROW #54				
	ESCROW #55	367.98			
	ESCROW #56				
	ESCROW #57				
	ESCROW #58	2,621.61			
	ESCROW #59				
	ESCROW #60	183.62			
	ESCROW #61				
	ESCROW #62				
	ESCROW #63				
	ESCROW #64				
	ESCROW #65	.02			
	ESCROW #66				
	ESCROW #67				
	ESCROW #68				
	ESCROW #69	5,009.51			
	ESCROW #70	1,155.71			
	ESCROW #71				
	ESCROW #72	4,272.95			
	ESCROW #73				
	ESCROW #74				
	ESCROW #75				
	ESCROW #76				
	ESCROW #77	2,310.89			
	ESCROW #78				
	ESCROW #79	353.28			
	ESCROW #80				
	ESCROW #81				
	ESCROW #82	4,022.04			
	ESCROW #83				
	ESCROW #84	637.92			
	ESCROW #85				
	ESCROW #86	778.16			
	ESCROW #87				
	ESCROW #88	4,553.65			89,394.98
2017 017 BUILDING SECURITY FUND	FIN CLEAR	3,028.61	TDOA MBIA		3,028.61
2017 018 JUSTICE COURT BLDG SECURITY	FIN CLEAR	8,355.49	TDOA		8,355.49
2017 019 DA FORFEITURE FUND	ESCROW #13	984.54			
	ESCROW #14	1,158.14			
	ESCROW #15	6,462.89			
	ESCROW #16	2,939.06			

FUND NAME	CHECKING ACCOUNT	CHECKING AMOUNT	TDOA ACCOUNT	TDOA AMOUNT	FUND TOTAL
	ESCROW #45	1,675.06			13,219.69
2017 021 ROAD & BRIDGE - PCT. 1	FIN CLEAR	204,261.65	TDOA MBIA	171,899.03 3.42	376,164.10
2017 022 ROAD & BRIDGE - PCT. 2	FIN CLEAR	390,586.61	TDOA MBIA	525,669.15 388,937.42	1,305,193.18
2017 023 ROAD & BRIDGE - PCT. 3	FIN CLEAR	230,911.91	TDOA MBIA	251,912.26 .65	482,824.82
2017 024 ROAD & BRIDGE - PCT. 4	FIN CLEAR	146,552.15	TDOA MBIA	25,968.73 109,596.83	282,117.71
2017 026 ROAD & BRIDGE - GEN	FIN CLEAR	12,761.91-	TDOA MBIA		12,761.91-
2017 031 COUNTY ROAD FUND - PCT. 1	FIN CLEAR	3,488.72	TDOA MBIA	2,000.00	5,488.72
2017 032 COUNTY ROAD FUND - PCT. 2	FIN CLEAR	434.00-	TDOA MBIA		434.00-
2017 033 COUNTY ROAD FUND - PCT. 3	FIN CLEAR		TDOA MBIA		
2017 034 COUNTY ROAD FUND - PCT. 4	FIN CLEAR		TDOA MBIA		
2017 035 VICTIM COORDINATOR GRANT	FIN CLEAR	14,436.21-	TDOA MBIA		14,436.21-
2017 036 DA FORFEITURE FUND II	FIN CLEAR	20,562.19	TDOA MBIA	76,827.99	97,390.18
2017 037 CONSTABLE PCT #4 SEIZURE	FIN CLEAR	1,024.89	TDOA MBIA	5,577.93	6,602.82
2017 040 COUNTY LAW LIBRARY FUND	FIN CLEAR	1,206.88	TDOA MBIA	48,912.68	50,119.56
2017 042 COUNTY FREE LIBRARY	FIN CLEAR	34,421.44	TDOA MBIA		34,421.44
2017 043 COMMUNITY LIBRARY CONTRIBUTIFIN CLEAR	FIN CLEAR	407.10	TDOA MBIA		407.10
2017 047 DIGITIZE RECORDS	FIN CLEAR	5,048.80	TDOA MBIA	49,261.42	54,310.22
2017 048 SUPPLEMENTAL GUARDIANSHIP	FIN CLEAR	14,258.28	TDOA	11,056.01	25,314.29
2017 049 COUNTY CHILD ABUSE PREVENTIOFIN CLEAR	FIN CLEAR	4,461.80	TDOA	1.83	4,463.63
2017 050 COURT RELATED PROGRAMS	FIN CLEAR	6,211.76	TDOA MBIA	9,043.79	15,255.55

FUND NAME	CHECKING ACCOUNT	CHECKING AMOUNT	TDOA ACCOUNT	TDOA AMOUNT	FUND TOTAL
2017 052 COUNTY & DISTRICT TECH FUND	FIN CLEAR	6,431.56	TDOA MBIA		6,431.56
2017 053 CAPITALCREDITSECONOMICDEVELOFIN	FIN CLEAR	5,810.22	TDOA	180,476.11	186,286.33
2017 054 COMBINEDCCOURTTECHNOLOGYFUND	FIN CLEAR	5,987.71	TDOA	19,153.36	25,141.07
2017 055 CHAPTER 19	FIN CLEAR	184.04-	TDOA MBIA		184.04-
2017 056 COUNTY RECORDS FUND	FIN CLEAR	19,664.03	TDOA MBIA	67,702.61	87,366.64
2017 057 COUNTY CLERK RECORDS FUND	FIN CLEAR	16,462.22	TDOA MBIA	82,769.74	99,231.96
2017 058 DISTRICT CLERK RECORDS FUND	FIN CLEAR	14,453.08	TDOA	25,244.68	39,697.76
2017 059 COUNTY CLERK ARCHIVE	FIN CLEAR	73,160.25	TDOA	225,592.12	298,752.37
2017 060 CAPTIAL PROJECT W P ANNEX	FIN CLEAR		TDOA MBIA		
2017 061 CAPITAL PROJECT ROADS PCT NOFIN	CLEAR	171.63	TDOA MBIA		171.63
2017 062 CAPITAL PROJECT ROADS PCT NOFIN	CLEAR		TDOA MBIA		
2017 063 CAPITAL PROJECT ROADS PCT NOFIN	CLEAR		TDOA MBIA		
2017 064 CAPITAL PROJECT ROADS PCT NOFIN	CLEAR		TDOA MBIA		
2017 070 PERMANENT IMPROVEMENT FUND	FIN CLEAR		TDOA MBIA		
2017 075 RIGHT-OF-WAY FUND	FIN CLEAR	118.09	TDOA MBIA		118.09
2017 084 TAX ANTICIPATION NOTES	FIN CLEAR	24.23	TDOA MBIA		24.23
2017 085 DEBT SERVICE FUND	DEBT CL	258,105.21	TDOA MBIA	436,081.41 246,134.12	940,320.74
2017 087 VZC INDIGENT HEALTH PROGRAM	FIN CLEAR	111,591.81	TDOA MBIA		111,591.81
2017 088 SOIL CONSERVATION DIST FUND	FIN CLEAR	992.01	TDOA MBIA	20,127.30	21,119.31
2017 090 APPELLATE JUSTICE SYSTEM FUN	FIN CLEAR	1,099.35	TDOA MBIA		1,099.35

FUND NAME	CHECKING ACCOUNT	CHECKING AMOUNT	TDOA ACCOUNT	TDOA AMOUNT	FUND TOTAL
2017 095 PAYROLL CLEARING ACCOUNT.	PAYCLEAR	200,000.20	MBIA		200,000.20
2017 096 GEN FIXED ASSETS ACCOUNT GRP			MBIA		
2017 097 LONG TERM DEBT GROUP			MBIA		
2017 130 911 RURAL ADDRESSING PROJECTFIN CLEAR			TDOA MBIA		
2017 131 VAN ZANDT COUNTY JAIL	FIN CLEAR	64,448.15-	TDOA MBIA		64,448.15-
2017 132 VAN ZANDT COUNTY SHERIFF DEPFIN CLEAR		7,961.03	TDOA MBIA		7,961.03
2017 135 CAPITAL MURDER	FIN CLEAR		TDOA	184.29	184.29
2017 136 HOMELAND SECURITY GRANT	FIN CLEAR	1,990.01			1,990.01
2017 137 LAW ENFORCEMENT BLOCK 2001	FIN CLEAR		TDOA MBIA		
2017 138 LAW ENFORCEMENT BLOCK 2003	FIN CLEAR		TDOA MBIA		
2017 139 HOMELAND SECURITY GRANT P25	FIN CLEAR	2,293.00-	TDOA MBIA		2,293.00-
2017 140 MOBILE VIDEO REPLACEMENT GRAFIN CLEAR			TDOA		
2017 141 BULLET PROOF VEST GRANT	FIN CLEAR	5,430.50-	TDOA MBIA		5,430.50-
2017 142 BURN JAG GRANT	FIN CLEAR		TDOA		
2017 143 BYRNE JAG LOCAL GRANT	FIN CLEAR		TDOA		
2017 145 SOLID WASTE GRANT	FIN CLEAR	203.03			203.03
2017 147 MOBILE VIDEO REPLACEMENT GRAFIN CLEAR			TDOA		
2017 261 CAPITAL PROJECT ROADS PCT NOFIN CLEAR		7.84	TDOA		7.84
2017 262 CAPITAL PROJECT ROADS PCT NOFIN CLEAR		1.34	TDOA		1.34
2017 263 CAPITAL PROJECT PCT 3	FIN CLEAR		TDOA		
2017 264 CAPITAL PROJECT PCT 4	FIN CLEAR		TDOA		
2017 400 FRUITVALE 2011 TXCDBG 710056WATER					
2017 401 BENWHEELERWSC 71348911131115					
2017 402 LITTLEHOPEMOOREWSC7130260813					
2017 540 PRETRIAL SUPERVISION	FIN CLEAR	50,030.64	TDOA	100,319.72	150,350.36

FUND NAME	CHECKING ACCOUNT	CHECKING AMOUNT	TDOA ACCOUNT	TDOA AMOUNT	FUND TOTAL
2017 541 COMMUNITY SUP & CORRECTIONS	FIN CLEAR	67,913.62	TDOA MBIA	259,370.20	327,283.82
2017 542 ADULT PROBATION CIVIL	FIN CLEAR	61,382.06	TDOA MBIA	272,879.13	334,261.19
2017 543 HIGH RISK SUBSTANCE ABUSE -CFIN	CLEAR	7,984.22	TDOA MBIA		7,984.22
2017 544 HIGH RISK SEX OFFENDER -CCP	FIN CLEAR	9,565.70	TDOA		9,565.70
2017 545 GRANT C COMMIT REDUCTION PROFIN	CLEAR	7,342.78			7,342.78
2017 546 JUVENILE PROBATION FUND	FIN CLEAR	271,938.04-	TDOA MBIA		271,938.04-
2017 547 VZCJPD STATE AID GRANT	FIN CLEAR	46,801.86	TDOA MBIA		46,801.86
2017 548 VZCJPD PROGRESSIVE SANCTIONS	FIN CLEAR		TDOA MBIA		
2017 549 VZCJPD - GRANT N	FIN CLEAR	19,559.11	TDOA MBIA		19,559.11
2017 550 D A SUPPLEMENTAL FUND	FIN CLEAR	2,171.76-	TDOA MBIA	4,555.82	2,384.06
2017 551 VOICES - JUV CJD GRANT	FIN CLEAR	14,322.99-	TDOA		14,322.99-
2017 552 ETCOG RESIDENTIAL	FIN CLEAR	2,811.00-			2,811.00-
2017 553 V - JUV PROB POST FUND	FIN CLEAR		TDOA MBIA		
2017 554 GRANT L SECURE FELONY REIMB	FIN CLEAR	665.00-	TDOA		665.00-
2017 555 JUVENILE PROBATION INTEREST	FIN CLEAR	20.12	TDOA MBIA	23,232.51	23,252.63
2017 556 GRANT H-DIVERSION RESIDENTIAL	FIN CLEAR				
2017 557 GRANT I	FIN CLEAR				
2017 558 GRANT S	FIN CLEAR	13,197.97			13,197.97
2017 559 MENTAL IMPAIRMENT CASELOAD	FIN CLEAR	13,722.45	TDOA MBIA		13,722.45
2017 560 SALARY ADJUSTMENT FOR JUV PR	FIN CLEAR	1.33-	TDOA MBIA		1.33-
2017 562 TITLE IV-E FEDERAL FOSTER CA	FIN CLEAR		TDOA MBIA		
2017 563 FRUITVALE WATER TDHCA 720076			MBIA		

FUND NAME	CHECKING ACCOUNT	CHECKING AMOUNT	TDOA ACCOUNT	TDOA AMOUNT	FUND TOTAL
2017 564 ICB	FIN CLEAR				
2017 565 INDIGENT DEFENSE GRANT	FIN CLEAR	9,937.59	TDOA	304.58	10,242.17
2017 567 ABATEMENT OFFICER	FIN CLEAR	42,390.41	TDOA		42,390.41
2017 568 TECHNOLOGY RESOURCES	FIN CLEAR	1.50	TDOA		1.50
2017 569 HAVA ELECTION GRANT	FIN CLEAR	6,250.00			6,250.00
2017 570 GOLDEN WATER SUPPLY CORP					
2017 580 D.A. CHECK COLLECTION FUND	FIN CLEAR	8,598.45	TDOA MBIA	10,123.49	18,721.94
2017 591 CONSTABLE #1 TLEOSE FUND	FIN CLEAR	234.37	TDOA MBIA		234.37
2017 592 CONSTABLE #2 TLEOSE FUND	FIN CLEAR	604.68	MBIA		604.68
2017 593 CONSTABLE #3 TLEOSE FUND	FIN CLEAR		MBIA		
2017 594 CONSTABLE #4 TLEOSE FUND	FIN CLEAR	3,515.43	TDOA MBIA		3,515.43
2017 595 SHERIFF TLEOSE FUND	FIN CLEAR	6,915.14	MBIA		6,915.14
2017 596 DA TLEOSE FUND	FIN CLEAR	1,436.88	MBIA		1,436.88
2017 597 VZC COMMISSARY PERSONNEL FUN	FIN CLEAR	2.41-	MBIA		2.41-
2017 598 SHERIFF - CANINE DRUG ACCOUN	FIN CLEAR		MBIA		
2017 600 JUSTICE COURT TECHNOLOGY FUN	FIN CLEAR	7,370.84	TDOA MBIA	20,028.16	27,399.00
2017 601 VZC COURTHOUSE BEAUTIFICATIO	FIN CLEAR				
2017 602 CHILD ADVOCACY	FIN CLEAR	9.08			9.08
2017 800 CONTRIBUTION RELIEF FUND	FIN CLEAR		TDOA	16,082.93	16,082.93
2017 801 HURRICANE RITA - ASSISTANCE	FIN CLEAR		TDOA		
2017 802 VETERAN'S MEMORIAL WALL FUN	FIN CLEAR	.55	TDOA		.55
2017 803 HISTORICAL COMMISSION	FIN CLEAR	10,127.31	TDOA	.16	10,127.47
2017 804 VAN TORNADO-ASSISTANCE	FIN CLEAR	67,165.17			67,165.17
2017 805 FEMA - DEC 2015 STORM	FIN CLEAR	470.66	TDOA		470.66
		-----		-----	-----
TOTAL		2,126,398.34		3,698,066.93	5,824,465.27



CHECK ACCOUNT	CHECK
ACCOUNT BALANCE - FIN CLEAR	1,562,624.26
ACCOUNT BALANCE - CTY JURY	3,054.00
ACCOUNT BALANCE - ESCROW #1	3,093.26
ACCOUNT BALANCE - ESCROW #2	1,812.65
ACCOUNT BALANCE - ESCROW #3	1,165.91
ACCOUNT BALANCE - ESCROW #4	301.03
ACCOUNT BALANCE - ESCROW #5	800.58
ACCOUNT BALANCE - ESCROW #6	1,868.04
ACCOUNT BALANCE - ESCROW #7	2,463.80
ACCOUNT BALANCE - ESCROW #8	6,158.61
ACCOUNT BALANCE - ESCROW #9	1,015.14
ACCOUNT BALANCE - ESCROW #10	5,068.12
ACCOUNT BALANCE - ESCROW #11	2,809.42
ACCOUNT BALANCE - ESCROW #12	1,746.00
ACCOUNT BALANCE - ESCROW #13	984.54
ACCOUNT BALANCE - ESCROW #14	1,158.14
ACCOUNT BALANCE - ESCROW #15	6,462.89
ACCOUNT BALANCE - ESCROW #16	2,939.06
ACCOUNT BALANCE - ESCROW #17	8,241.58
ACCOUNT BALANCE - ESCROW #18	8,746.13
ACCOUNT BALANCE - ESCROW #19	1,529.31
ACCOUNT BALANCE - ESCROW #20	3,500.00
ACCOUNT BALANCE - ESCROW #22	2,296.09
ACCOUNT BALANCE - ESCROW #25	525.69
ACCOUNT BALANCE - ESCROW #27	2,914.67
ACCOUNT BALANCE - ESCROW #30	534.96
ACCOUNT BALANCE - ESCROW #31	327.11
ACCOUNT BALANCE - ESCROW #32	.01
ACCOUNT BALANCE - ESCROW #35	201.73
ACCOUNT BALANCE - ESCROW #36	3,114.81
ACCOUNT BALANCE - ESCROW #39	1,472.76
ACCOUNT BALANCE - ESCROW #40	1,420.23
ACCOUNT BALANCE - ESCROW #45	1,675.06
ACCOUNT BALANCE - ESCROW #55	367.98
ACCOUNT BALANCE - ESCROW #58	2,621.61
ACCOUNT BALANCE - ESCROW #60	183.62
ACCOUNT BALANCE - ESCROW #65	.02
ACCOUNT BALANCE - ESCROW #69	5,009.51
ACCOUNT BALANCE - ESCROW #70	1,155.71
ACCOUNT BALANCE - ESCROW #72	4,272.95
ACCOUNT BALANCE - ESCROW #77	2,310.89
ACCOUNT BALANCE - ESCROW #79	353.28
ACCOUNT BALANCE - ESCROW #82	4,022.04
ACCOUNT BALANCE - ESCROW #84	637.92
ACCOUNT BALANCE - ESCROW #86	778.16
ACCOUNT BALANCE - ESCROW #88	4,553.65
ACCOUNT BALANCE - DEBT CL	258,105.21
ACCOUNT BALANCE - PAYCLEAR	200,000.20
<hr/>	
TOTAL	2,126,398.34

TDOA ACCOUNT	TDOA
ACCOUNT BALANCE - TDOA	2,952,135.29
ACCOUNT BALANCE - MBIA	745,931.64

TDOA ACCOUNT

TDOA

TOTAL

---

3,698,066.93

FUND NAME	***** MONTH TO DATE *****		***** YEAR TO DATE *****	
	REVENUES	EXPENSES	REVENUES	EXPENSES
2017 GENERAL FUND	2,288,450.51	1,081,542.57	3,139,650.13	2,812,931.26
2017 VZC EMPLOYEE BENEFITS FUND	.00	.00	.00	.00
2017 RESERVE FUNDS	538.73	.00	801.90	.00
2017 SHERIFF FORFEITURE FUND	3.50	500.00	9.41	500.00
2017 DA FORFEITURE FUND	.00	.00	.00	.00
2017 BUILDING SECURITY FUND	4,003.32	5,333.73	10,264.32	13,178.43
2017 JUSTICE COURT BLDG SECURITY	203.03	175.00	431.39	358.00
2017 DA FORFEITURE FUND	.00	.00	.00	.00
2017 ROAD & BRIDGE - PCT. 1	249,120.23	188,005.43	360,144.29	316,584.82
2017 ROAD & BRIDGE - PCT. 2	332,164.93	425,501.89	483,343.13	834,081.73
2017 ROAD & BRIDGE - PCT. 3	305,831.31	181,751.54	432,000.41	290,956.39
2017 ROAD & BRIDGE - PCT. 4	246,828.80	24,617.65-	387,456.11	176,752.69
2017 ROAD & BRIDGE - GEN	.00	4,229.71	.00	10,272.41
2017 COUNTY ROAD FUND - PCT. 1	.00	.00	.00	.00
2017 COUNTY ROAD FUND - PCT. 2	.00	.00	.00	.00
2017 COUNTY ROAD FUND - PCT. 3	.00	.00	.00	.00
2017 COUNTY ROAD FUND - PCT. 4	.00	.00	.00	.00
2017 VICTIM COORDINATOR GRANT	1,067.10	5,976.08	15,071.39	15,292.49
2017 DA FORFEITURE FUND II	29.80	2,925.94	13,805.09	6,817.17
2017 CONSTABLE PCT #4 SEIZURE	2.16	188.45	5.80	188.45
2017 COUNTY LAW LIBRARY FUND	2,282.97	3,393.82	5,184.98	8,722.23
2017 COUNTY FREE LIBRARY	10,415.73	13,228.95	31,307.69	30,670.19
2017 COMMUNITY LIBRARY CONTRIBUTION	.00	.00	.00	.00
2017 DIGITIZE RECORDS	699.11	.00	1,641.35	3,712.00
2017 SUPPLEMENTAL GUARDIANSHIP	464.28	.00	831.51	.00
2017 COUNTY CHILD ABUSE PREVENTION	74.99	.00	142.33	.00

FUND NAME	***** MONTH TO DATE *****		***** YEAR TO DATE *****	
	REVENUES	EXPENSES	REVENUES	EXPENSES
2017 COURT RELATED PROGRAMS	3.50	.00	9.41	.00
2017 COUNTY & DISTRICT TECH FUND	144.54	.00	257.88	.00
2017 CAPITALCREDITSECONOMICDEVELOP	70.02	.00	188.17	.00
2017 COMBINEDCCOURTECHNOLOGYFUND	317.43	.00	679.96	.00
2017 CHAPTER 19	.00	.00	1,143.21	.00
2017 COUNTY RECORDS FUND	1,576.66	426.00	3,085.18	772.00
2017 COUNTY CLERK RECORDS FUND	8,601.16	15,367.06	18,380.33	27,081.11
2017 DISTRICT CLERK RECORDS FUND	374.65	.00	782.94	.00
2017 COUNTY CLERK ARCHIVE	8,096.53	.00	17,226.60	.00
2017 CAPTIAL PROJECT W P ANNEX	.00	.00	.00	.00
2017 CAPITAL PROJECT ROADS PCT NO 1	.00	.00	.00	.00
2017 CAPITAL PROJECT ROADS PCT NO 2	.00	.00	.00	.00
2017 CAPITAL PROJECT ROADS PCT NO 3	.00	.00	.00	.00
2017 CAPITAL PROJECT ROADS PCT NO 4	.00	.00	.00	.00
2017 PERMANENT IMPROVEMENT FUND	.00	.00	.00	.00
2017 RIGHT-OF-WAY FUND	.00	.00	.00	.00
2017 TAX ANTICIPATION NOTES	.00	.00	.00	.00
2017 DEBT SERVICE FUND	233,713.33	.00	307,554.03	448,280.40
2017 VZC INDIGENT HEALTH PROGRAM	17,529.22	14,568.41	52,587.66	31,669.20
2017 SOIL CONSERVATION DIST FUND	257.80	.00	770.97	.00
2017 APPELLATE JUSTICE SYSTEM FUND	320.00	.00	730.00	1,120.00
2017 PAYROLL CLEARING ACCOUNT.	.00	.00	.00	.00
2017 GEN FIXED ASSETS ACCOUNT GRP	.00	.00	.00	.00
2017 LONG TERM DEBT GROUP	.00	.00	.00	.00
2017 911 RURAL ADDRESSING PROJECT	.00	.00	.00	.00
2017 VAN ZANDT COUNTY JAIL	182,773.83	240,143.14	542,074.94	498,671.68

FUND NAME	***** MONTH TO DATE *****		***** YEAR TO DATE *****	
	REVENUES	EXPENSES	REVENUES	EXPENSES
2017 VAN ZANDT COUNTY SHERIFF DEPT	204,806.82	244,007.92	764,221.16	718,548.10
2017 CAPITAL MURDER	.00	.00	.11	.00
2017 HOMELAND SECURITY GRANT	.00	.00	.00	.00
2017 LAW ENFORCEMENT BLOCK 2001	.00	.00	.00	.00
2017 LAW ENFORCEMENT BLOCK 2003	.00	.00	.00	.00
2017 HOMELAND SECURITY GRANT P25 CO	.00	.00	.00	.00
2017 MOBILE VIDEO REPLACEMENT GRANT	.00	.00	.00	.00
2017 BULLET PROOF VEST GRANT	.00	.00	.00	.00
2017 BURN JAG GRANT	.00	.00	.00	.00
2017 BYRNE JAG LOCAL GRANT	.00	.00	.00	.00
2017 SOLID WASTE GRANT	.00	.00	.00	.00
2017 MOBILE VIDEO REPLACEMENT GRANT	.00	.00	.00	.00
2017 CAPITAL PROJECT ROADS PCT NO 1	.00	.00	.00	.00
2017 CAPITAL PROJECT ROADS PCT NO 2	.00	.00	.00	.00
2017 CAPITAL PROJECT PCT 3	.00	.00	.00	.00
2017 CAPITAL PROJECT PCT 4	.00	.00	.00	.00
2017 FRUITVALE 2011 TXCDBG 710056	.00	.00	.00	.00
2017 BENWHEELERWSC 71348911131115	.00	.00	.00	.00
2017 LITTLEHOPEMOOREWSC713026081315	.00	.00	.00	.00
2017 PRETRIAL SUPERVISION	3,796.12	4,249.34	16,348.42	12,787.59
2017 COMMUNITY SUP & CORRECTIONS	19,496.63	62,233.12	194,030.60	159,359.70
2017 ADULT PROBATION CIVIL	1,035.88	3,410.53	8,010.60	9,979.96
2017 HIGH RISK SUBSTANCE ABUSE -CCP	.00	4,683.53	15,684.42	12,586.70
2017 HIGH RISK SEX OFFENDER -CCP	.00	5,768.48	25,051.50	15,692.73
2017 GRANT C COMMIT REDUCTION PROG	5,193.00	6,369.58	25,964.00	18,623.18
2017 JUVENILE PROBATION FUND	36,152.52	52,829.57	150,726.15	167,628.19

FUND NAME	***** MONTH TO DATE *****		***** YEAR TO DATE *****	
	REVENUES	EXPENSES	REVENUES	EXPENSES
2017 VZCJPD STATE AID GRANT	31,035.00	33,402.62	176,187.00	127,335.39
2017 VZCJPD PROGRESSIVE SANCTIONS	.00	.00	.00	.00
2017 VZCJPD - GRANT N	8,069.00	9,389.22	40,347.00	25,288.10
2017 D A SUPPLEMENTAL FUND	1.76	916.87	4.73	2,241.13
2017 VOICES - JUV CJD GRANT	.00	5,945.74	13,899.54	16,280.75
2017 ETCOG RESIDENTIAL	.00	.00	3,200.00	2,811.00
2017 V - JUV PROB POST FUND	.00	.00	.00	.00
2017 GRANT L SECURE FELONY REIMB	.00	.00	.00	.00
2017 JUVENILE PROBATION INTEREST	10.08	.00	27.58	.00
2017 GRANT H-DIVERSION RESIDENTIAL	.00	.00	.00	.00
2017 GRANT I	.00	.00	.00	.00
2017 GRANT S	4,451.00	4,604.83	22,255.00	9,057.04
2017 MENTAL IMPAIRMENT CASELOAD	.00	7,523.05	21,595.23	20,500.28
2017 SALARY ADJUSTMENT FOR JUV PROB	.00	.00	.00	.00
2017 TITLE IV-E FEDERAL FOSTER CARE	.00	.00	.00	.00
2017 FRUITVALE WATER TDHCA 720076	.00	.00	.00	.00
2017 ICB	.00	.00	.00	.00
2017 INDIGENT DEFENSE GRANT	12,471.86	2,410.18	12,472.05	6,253.12
2017 ABATEMENT OFFICER	14,445.00	17,216.03	21,470.00	36,455.76
2017 TECHNOLOGY RESOURCES	.00	.00	.00	.00
2017 HAVA ELECTION GRANT	.00	.00	.00	.00
2017 GOLDEN WATER SUPPLY CORP	.00	.00	.00	.00
2017 D.A. CHECK COLLECTION FUND	182.19	527.39	414.63	1,232.65
2017 CONSTABLE #1 TLEOSE FUND	.00	.00	.00	.00
2017 CONSTABLE #2 TLEOSE FUND	.00	.00	.00	.00
2017 CONSTABLE #3 TLEOSE FUND	.00	.00	.00	.00

FUND NAME	***** MONTH TO DATE *****		***** YEAR TO DATE *****	
	REVENUES	EXPENSES	REVENUES	EXPENSES
2017 CONSTABLE #4 TLEOSE FUND	.00	.00	.00	.00
2017 SHERIFF TLEOSE FUND	.00	.00	.00	1,646.69
2017 DA TLEOSE FUND	.00	.00	.00	.00
2017 VZC COMMISSARY PERSONNEL FUND	.00	.00	.00	2.41
2017 SHERIFF - CANINE DRUG ACCOUNT	.00	.00	.00	.00
2017 JUSTICE COURT TECHNOLOGY FUND	859.41	.00	1,798.08	.00
2017 VZC COURTHOUSE BEAUTIFICATION	.00	.00	.00	.00
2017 CHILD ADVOCACY	.00	.00	.00	.00
2017 CONTRIBUTION RELIEF FUND	.00	.00	.00	.00
2017 HURRICANE RITA - ASSISTANCE	.00	.00	.00	.00
2017 VETERAN'S MEMORIAL WALL FUND	.00	.00	.00	.00
2017 HISTORICAL COMMISSION	605.10	.00	1,000.10	.00
2017 VAN TORNADO-ASSISTANCE	111,153.64	.00	151,452.83	40,299.19
2017 FEMA - DEC 2015 STORM	.00	.00	.00	.00
	-----	-----	-----	-----
TOTAL	4,349,724.18	2,624,128.07	7,493,723.24	6,933,222.31

ACCOUNT NAME	BEGINNING CASH BALANCE	CASH RECEIPTS	CASH DISBURSEMENTS	ENDING CASH BALANCE
2017 010 GENERAL FUND				
COINS	1.00	.00	.00	1.00
CASH	1,001,857.62-	2,693,252.90	1,558,409.92-	132,985.36
RETURNED CHECK FEES	.00	.00	.00	.00
AMERICAN NATIONAL CASH	.00	.00	.00	.00
VZC JURY CASH CLEARING	3,048.00	2,910.00	2,904.00-	3,054.00
VZC CHECKING DEBT SERVICE	.00	.00	.00	.00
PETTY CASH COLLECTION-PCT. 1	100.00	.00	.00	100.00
PETTY CASH-CTY CLERK	500.00	.00	.00	500.00
PETTY CASH-DIST CLERK	400.00	.00	.00	400.00
COUNTY COURT JURY CASH	.00	.00	.00	.00
DISTRICT COURT JURY CASH	.00	.00	.00	.00
PETTY CASH-JP #1	200.00	.00	.00	200.00
PETTY CASH-JP #2	200.00	.00	.00	200.00
PETTY CASH - JP#4	200.00	.00	.00	200.00
PETTY CASH-SHERIFF	200.00	.00	200.00-	.00
PETTY CASH-TAX COLLECTOR	3,000.00	.00	.00	3,000.00
PETTY CASH - TAX COLL (BOAT)	.00	.00	.00	.00
PETTY CASH-TAX (BOAT CK ACCT)	2.70	.00	.00	2.70
TIME DEPOSIT ON ACCOUNT	183.12	6.79	.00	189.91
MBIA MUNICIPAL INVESTORS SERV	.00	.00	.00	.00
FUND TOTALS	993,822.80-	2,696,169.69	1,561,513.92-	140,832.97
2017 011 VZC EMPLOYEE BENEFITS FUND				
VZC BENEFIT RESERVE	.00	.00	.00	.00
CLAIMS CLEARING ACCOUNT	.00	.00	.00	.00
INTER ACCOUNT CLEARING TRANSFE	.00	.00	.00	.00
FUND TOTALS	.00	.00	.00	.00
2017 012 RESERVE FUNDS				
CASH	.00	.00	.00	.00
TIME DEPOSIT ON ACCOUNT	545.43	.00	.00	545.43
MBIA MUNICIPAL INVESTORS SERV	720.47	538.73	.00	1,259.20
FUND TOTALS	1,265.90	538.73	.00	1,804.63
2017 015 SHERIFF FORFEITURE FUND				
CASH	18,572.93	.00	500.00-	18,072.93
AMERICAN NATIONAL CASH	.00	.00	.00	.00
CASH-OTHER	.00	.00	.00	.00
TIME DEPOSIT ON ACCOUNT	9,037.31	3.50	.00	9,040.81
MBIA MUNICIPAL INVESTORS SERV	.00	.00	.00	.00
FUND TOTALS	27,610.24	3.50	500.00-	27,113.74
2017 016 DA FORFEITURE FUND				
CASH	.00	.00	.00	.00
D. A. ESCROW/BART ROGERS	3,093.26	.00	.00	3,093.26
D. A. ESCROW/HURST-LANE	1,812.65	.00	.00	1,812.65
D. A. ESCROW/CALE	1,165.91	.00	.00	1,165.91
D. A. ESCROW/HALL	301.03	.00	.00	301.03
D. A. ESCROW/RANDALL MOORE	800.58	.00	.00	800.58
D. A. ESCROW/DENNIS KINCAID	1,868.04	.00	.00	1,868.04
D. A. ESCROW/DALTON KING	2,463.80	.00	.00	2,463.80
D. A. ESCROW/TONY KHAMPA	6,158.61	.00	.00	6,158.61
D. A. ESCROW/STANLEY CRAVEN	1,015.14	.00	.00	1,015.14
D. A. ESCROW/JUAN RICARDO	5,068.12	.00	.00	5,068.12
D. A. ESCROW/CULPEPPER	2,809.42	.00	.00	2,809.42



ACCOUNT NAME	BEGINNING CASH BALANCE	CASH RECEIPTS	CASH DISBURSEMENTS	ENDING CASH BALANCE
D. A. ESCROW/JOHN FOSTER	.00	1,746.00	.00	1,746.00
D. A. ESCROW/	.00	.00	.00	.00
D. A. ESCROW/	.00	.00	.00	.00
D. A. ESCROW/	.00	.00	.00	.00
D. A. ESCROW/	.00	.00	.00	.00
D. A. ESCROW/RODERICK LANDON	8,241.58	.00	.00	8,241.58
D. A. ESCROW/LARRY C. STANFORD	8,746.13	.00	.00	8,746.13
D. A. ESCROW/ROY A. PETERSON	1,529.31	.00	.00	1,529.31
D. A. ESCROW/COREY L. PARISH	.00	3,500.00	.00	3,500.00
D. A. ESCROW/	.00	.00	.00	.00
D. A. ESCROW/JERRY WHITE, JR.	2,296.09	.00	.00	2,296.09
D. A. ESCROW/	.00	.00	.00	.00
D. A. ESCROW/	.00	.00	.00	.00
D. A. ESCROW/JAMES F CLINTON	525.69	.00	.00	525.69
D. A. ESCROW/	.00	.00	.00	.00
D. A. ESCROW/HEREDIA	2,914.67	.00	.00	2,914.67
D. A. ESCROW/	.00	.00	.00	.00
D. A. ESCROW/	.00	.00	.00	.00
D. A. ESCROW/A. RIOS	534.96	.00	.00	534.96
D. A. ESCROW/G. CAMARILLO	327.11	.00	.00	327.11
D. A. ESCROW/YOW, KENNERLY, GENT	.01	.00	.00	.01
D. A. ESCROW/	.00	.00	.00	.00
D. A. ESCROW/	.00	.00	.00	.00
D. A. ESCROW/DESARAE DAVIS	201.73	.00	.00	201.73
D. A. ESCROW/ROLAND & PLATT	3,114.81	.00	.00	3,114.81
D. A. ESCROW/	.00	.00	.00	.00
D. A. ESCROW/	.00	.00	.00	.00
D. A. ESCROW/RODNEY ROSS	1,472.76	.00	.00	1,472.76
D. A. ESCROW/POTTROFF	1,420.23	.00	.00	1,420.23
D. A. ESCROW/	.00	.00	.00	.00
D. A. ESCROW/	.00	.00	.00	.00
D. A. ESCROW/	.00	.00	.00	.00
D. A. ESCROW/	.00	.00	.00	.00
D. A. ESCROW/	.00	.00	.00	.00
D. A. ESCROW/	.00	.00	.00	.00
D. A. ESCROW/	.00	.00	.00	.00
D. A. ESCROW/	.00	.00	.00	.00
D. A. ESCROW/	.00	.00	.00	.00
D. A. ESCROW/	.00	.00	.00	.00
D. A. ESCROW/	.00	.00	.00	.00
D. A. ESCROW/DOUG MILLER	367.98	.00	.00	367.98
D. A. ESCROW/	.00	.00	.00	.00
D. A. ESCROW/	.00	.00	.00	.00
D. A. ESCROW/BRIAN BOWERS	2,621.61	.00	.00	2,621.61
D. A. ESCROW/	.00	.00	.00	.00
D. A. ESCROW/SANDRA HOLDER	183.62	.00	.00	183.62
D. A. ESCROW/	.00	.00	.00	.00
D. A. ESCROW/	.00	.00	.00	.00
D. A. ESCROW/	.00	.00	.00	.00
D. A. ESCROW/	.00	.00	.00	.00
D. A. ESCROW/HARRIS 552801	.02	.00	.00	.02
D. A. ESCROW/	.00	.00	.00	.00
D. A. ESCROW/	.00	.00	.00	.00
D. A. ESCROW/	.00	.00	.00	.00

ACCOUNT NAME	BEGINNING CASH BALANCE	CASH RECEIPTS	CASH DISBURSEMENTS	ENDING CASH BALANCE
D. A. ESCROW/JOHN H TUCKER	5,009.51	.00	.00	5,009.51
D. A. ESCROW/BOWERS	1,155.71	.00	.00	1,155.71
D. A. ESCROW/	.00	.00	.00	.00
D. A. ESCROW/BILLINGTON	4,272.95	.00	.00	4,272.95
D. A. ESCROW/	.00	.00	.00	.00
D. A. ESCROW/	.00	.00	.00	.00
D. A. ESCROW/	.00	.00	.00	.00
D. A. ESCROW/	.00	.00	.00	.00
D. A. ESCROW/CALVERT WILSON	2,310.89	.00	.00	2,310.89
D. A. ESCROW/	.00	.00	.00	.00
D. A. ESCROW/WALTER MAYS	353.28	.00	.00	353.28
D. A. ESCROW/	.00	.00	.00	.00
D. A. ESCROW/	.00	.00	.00	.00
D. A. ESCROW/GONZALES	4,022.04	.00	.00	4,022.04
D. A. ESCROW/	.00	.00	.00	.00
D. A. ESCROW/JASMINE GONZALEZ	637.92	.00	.00	637.92
D. A. ESCROW/	.00	.00	.00	.00
D. A. ESCROW/TAVARCHIE HARDING	778.16	.00	.00	778.16
D. A. ESCROW/	.00	.00	.00	.00
D. A. ESCROW/MICHAEL WOOD	4,553.65	.00	.00	4,553.65
TIME DEPOSIT ON ACCOUNT	.00	.00	.00	.00
MBIA MUNICIPAL INVESTORS SERV	.00	.00	.00	.00
FUND TOTALS	84,148.98	5,246.00	.00	89,394.98
2017 017 BUILDING SECURITY FUND				
CASH	4,363.52	4,003.32	5,338.23-	3,028.61
TIME DEPOSIT ON ACCOUNT	.00	.00	.00	.00
MBIA MUNICIPAL INVESTORS SERV	.00	.00	.00	.00
FUND TOTALS	4,363.52	4,003.32	5,338.23-	3,028.61
2017 018 JUSTICE COURT BLDG SECURITY				
CASH	8,327.46	203.03	175.00-	8,355.49
TIME DEPOSIT ON ACCOUNT	.00	.00	.00	.00
FUND TOTALS	8,327.46	203.03	175.00-	8,355.49
2017 019 DA FORFEITURE FUND				
CASH	.00	.00	.00	.00
D. A. ESCROW/	.00	.00	.00	.00
D. A. ESCROW/	.00	.00	.00	.00
D. A. ESCROW/	.00	.00	.00	.00
D. A. ESCROW/	.00	.00	.00	.00
D. A. ESCROW/	.00	.00	.00	.00
D. A. ESCROW/	.00	.00	.00	.00
D. A. ESCROW/	.00	.00	.00	.00
D. A. ESCROW/	.00	.00	.00	.00
D. A. ESCROW/	.00	.00	.00	.00
D. A. ESCROW/	.00	.00	.00	.00
D. A. ESCROW/	.00	.00	.00	.00
D. A. ESCROW/	.00	.00	.00	.00
D. A. ESCROW/	.00	.00	.00	.00
D. A. ESCROW/	.00	.00	.00	.00
D. A. ESCROW/	.00	.00	.00	.00
D. A. ESCROW/	.00	.00	.00	.00
D. A. ESCROW/	.00	.00	.00	.00
D. A. ESCROW/BECKY SNELL	984.54	.00	.00	984.54
D. A. ESCROW/APOLONIO CAZAREZ	1,158.14	.00	.00	1,158.14
D. A. ESCROW/MARIE WALL	6,462.89	.00	.00	6,462.89
D. A. ESCROW/RICHARD SMITTY	2,939.06	.00	.00	2,939.06
D. A. ESCROW/	.00	.00	.00	.00
D. A. ESCROW/	.00	.00	.00	.00
D. A. ESCROW/	.00	.00	.00	.00
D. A. ESCROW/	.00	.00	.00	.00



ACCOUNT NAME	BEGINNING CASH BALANCE	CASH RECEIPTS	CASH DISBURSEMENTS	ENDING CASH BALANCE
D. A. ESCROW/	.00	.00	.00	.00
D. A. ESCROW/	.00	.00	.00	.00
D. A. ESCROW/	.00	.00	.00	.00
D. A. ESCROW/	.00	.00	.00	.00
D. A. ESCROW/	.00	.00	.00	.00
D. A. ESCROW/	.00	.00	.00	.00
D. A. ESCROW/	.00	.00	.00	.00
D. A. ESCROW/	.00	.00	.00	.00
D. A. ESCROW/	.00	.00	.00	.00
D. A. ESCROW/	.00	.00	.00	.00
D. A. ESCROW/	.00	.00	.00	.00
TIME DEPOSIT ON ACCOUNT	.00	.00	.00	.00
MBIA MUNICIPAL INVESTORS SERV	.00	.00	.00	.00
FUND TOTALS	13,219.69	.00	.00	13,219.69
2017 021 ROAD & BRIDGE - PCT. 1				
CASH	130,653.41	257,834.97	184,226.73-	204,261.65
TIME DEPOSIT ON ACCOUNT	171,831.57	67.46	.00	171,899.03
MBIA MUNICIPAL INVESTORS SERV	3.42	.00	.00	3.42
FUND TOTALS	302,488.40	257,902.43	184,226.73-	376,164.10
2017 022 ROAD & BRIDGE - PCT. 2				
CASH	505,987.90	500,421.25	615,822.54-	390,586.61
TIME DEPOSIT ON ACCOUNT	525,465.19	203.96	.00	525,669.15
MBIA MUNICIPAL INVESTORS SERV	388,916.63	20.79	.00	388,937.42
FUND TOTALS	1,420,369.72	500,646.00	615,822.54-	1,305,193.18
2017 023 ROAD & BRIDGE - PCT. 3				
CASH	95,293.36	305,811.66	170,193.11-	230,911.91
TIME DEPOSIT ON ACCOUNT	251,814.52	97.74	.00	251,912.26
MBIA MUNICIPAL INVESTORS SERV	.65	.00	.00	.65
FUND TOTALS	347,108.53	305,909.40	170,193.11-	482,824.82
2017 024 ROAD & BRIDGE - PCT. 4				
CASH	72,569.32	345,688.76	271,705.93-	146,552.15
TIME DEPOSIT ON ACCOUNT	25,958.66	10.07	.00	25,968.73
MBIA MUNICIPAL INVESTORS SERV	109,439.67	157.16	.00	109,596.83
FUND TOTALS	207,967.65	345,855.99	271,705.93-	282,117.71
2017 026 ROAD & BRIDGE - GEN				
CASH	8,527.70-	.00	4,234.21-	12,761.91-
TIME DEPOSIT ON ACCOUNT	.00	.00	.00	.00
MBIA MUNICIPAL INVESTORS SERV	.00	.00	.00	.00
FUND TOTALS	8,527.70-	.00	4,234.21-	12,761.91-
2017 031 COUNTY ROAD FUND - PCT. 1				
CASH	3,488.72	.00	.00	3,488.72
TIME DEPOSIT ON ACCOUNT	2,000.00	.00	.00	2,000.00
MBIA MUNICIPAL INVESTORS SERV	.00	.00	.00	.00
FUND TOTALS	5,488.72	.00	.00	5,488.72
2017 032 COUNTY ROAD FUND - PCT. 2				
CASH	434.00-	.00	.00	434.00-
TIME DEPOSIT ON ACCOUNT	.00	.00	.00	.00
MBIA MUNICIPAL INVESTORS SERV	.00	.00	.00	.00
FUND TOTALS	434.00-	.00	.00	434.00-
2017 033 COUNTY ROAD FUND - PCT. 3				
CASH	.00	.00	.00	.00

ACCOUNT NAME	BEGINNING CASH BALANCE	CASH RECEIPTS	CASH DISBURSEMENTS	ENDING CASH BALANCE
TIME DEPOSIT ON ACCOUNT	.00	.00	.00	.00
MBIA MUNICIPAL INVESTORS SERV	.00	.00	.00	.00
FUND TOTALS	.00	.00	.00	.00
2017 034 COUNTY ROAD FUND - PCT. 4				
CASH	.00	.00	.00	.00
TIME DEPOSIT ON ACCOUNT	.00	.00	.00	.00
MBIA MUNICIPAL INVESTORS SERV	.00	.00	.00	.00
FUND TOTALS	.00	.00	.00	.00
2017 035 VICTIM COORDINATOR GRANT				
CASH	9,549.01-	1,067.10	5,954.30-	14,436.21-
TIME DEPOSIT ON ACCOUNT	.00	.00	.00	.00
MBIA MUNICIPAL INVESTORS SERV	.00	.00	.00	.00
FUND TOTALS	9,549.01-	1,067.10	5,954.30-	14,436.21-
2017 036 DA FORFEITURE FUND II				
CASH	23,488.13	.00	2,925.94-	20,562.19
TIME DEPOSIT ON ACCOUNT	76,798.19	29.80	.00	76,827.99
MBIA MUNICIPAL INVESTORS SERV	.00	.00	.00	.00
FUND TOTALS	100,286.32	29.80	2,925.94-	97,390.18
2017 037 CONSTABLE PCT #4 SEIZURE				
CASH	1,213.34	.00	188.45-	1,024.89
TIME DEPOSIT ON ACCOUNT	5,575.77	2.16	.00	5,577.93
MBIA MUNICIPAL INVESTORS SERV	.00	.00	.00	.00
FUND TOTALS	6,789.11	2.16	188.45-	6,602.82
2017 040 COUNTY LAW LIBRARY FUND				
CASH	2,336.70	2,309.00	3,438.82-	1,206.88
TIME DEPOSIT ON ACCOUNT	48,893.71	18.97	.00	48,912.68
MBIA MUNICIPAL INVESTORS SERV	.00	.00	.00	.00
FUND TOTALS	51,230.41	2,327.97	3,438.82-	50,119.56
2017 042 COUNTY FREE LIBRARY				
CASH	37,533.20	10,415.73	13,527.49-	34,421.44
TIME DEPOSIT ON ACCOUNT	.00	.00	.00	.00
MBIA MUNICIPAL INVESTORS SERV	.00	.00	.00	.00
FUND TOTALS	37,533.20	10,415.73	13,527.49-	34,421.44
2017 043 COMMUNITY LIBRARY CONTRIBUTION				
CASH	407.10	.00	.00	407.10
TIME DEPOSIT ON ACCOUNT	.00	.00	.00	.00
MBIA MUNICIPAL INVESTORS SERV	.00	.00	.00	.00
FUND TOTALS	407.10	.00	.00	407.10
2017 047 DIGITIZE RECORDS				
CASH	4,368.80	680.00	.00	5,048.80
TIME DEPOSIT ON ACCOUNT	49,242.31	19.11	.00	49,261.42
MBIA	.00	.00	.00	.00
FUND TOTALS	53,611.11	699.11	.00	54,310.22
2017 048 SUPPLEMENTAL GUARDIANSHIP				
CASH	13,798.28	460.00	.00	14,258.28
TEXPOOL	11,051.73	4.28	.00	11,056.01
FUND TOTALS	24,850.01	464.28	.00	25,314.29
2017 049 COUNTY CHILD ABUSE PREVENTION				
CASH	4,386.81	74.99	.00	4,461.80

ACCOUNT NAME	BEGINNING CASH BALANCE	CASH RECEIPTS	CASH DISBURSEMENTS	ENDING CASH BALANCE
TIME DEPOSIT ON ACCOUNT	1.83	.00	.00	1.83
FUND TOTALS	4,388.64	74.99	.00	4,463.63
2017 050 COURT RELATED PROGRAMS				
CASH	6,211.76	.00	.00	6,211.76
TIME DEPOSIT ON ACCOUNT	9,040.29	3.50	.00	9,043.79
MBIA MUNICIPAL INVESTORS SERV	.00	.00	.00	.00
FUND TOTALS	15,252.05	3.50	.00	15,255.55
2017 052 COUNTY & DISTRICT TECH FUND				
CASH	6,287.02	144.54	.00	6,431.56
TIME DEPOSIT ON ACCOUNT	.00	.00	.00	.00
MBIA	.00	.00	.00	.00
FUND TOTALS	6,287.02	144.54	.00	6,431.56
2017 053 CAPITALCREDITSECONOMICDEVELOP				
CASH	5,810.22	.00	.00	5,810.22
TIME DEPOSIT ON ACCOUNT	180,406.09	70.02	.00	180,476.11
FUND TOTALS	186,216.31	70.02	.00	186,286.33
2017 054 COMBINEDCCOURTTECHNOLOGYFUND				
CASH	5,677.71	310.00	.00	5,987.71
TIME DEPOSIT ON ACCOUNT	19,145.93	7.43	.00	19,153.36
MBIA MUNICIPAL INVESTORS SERV	.00	.00	.00	.00
FUND TOTALS	24,823.64	317.43	.00	25,141.07
2017 055 CHAPTER 19				
CASH	184.04-	.00	.00	184.04-
TIME DEPOSIT ON ACCOUNT	.00	.00	.00	.00
MBIA	.00	.00	.00	.00
FUND TOTALS	184.04-	.00	.00	184.04-
2017 056 COUNTY RECORDS FUND				
CASH	18,394.63	1,550.40	281.00-	19,664.03
TIME DEPOSIT ON ACCOUNT	67,676.35	26.26	.00	67,702.61
MBIA MUNICIPAL INVESTORS SERV	.00	.00	.00	.00
FUND TOTALS	86,070.98	1,576.66	281.00-	87,366.64
2017 057 COUNTY CLERK RECORDS FUND				
CASH	14,427.17	8,569.05	6,534.00-	16,462.22
TIME DEPOSIT ON ACCOUNT	82,737.63	32.11	.00	82,769.74
MBIA MUNICIPAL INVESTORS SERV	.00	.00	.00	.00
FUND TOTALS	97,164.80	8,601.16	6,534.00-	99,231.96
2017 058 DISTRICT CLERK RECORDS FUND				
CASH	14,088.22	364.86	.00	14,453.08
TIME DEPOSIT ON ACCOUNT	25,234.89	9.79	.00	25,244.68
FUND TOTALS	39,323.11	374.65	.00	39,697.76
2017 059 COUNTY CLERK ARCHIVE				
CASH	65,151.25	8,009.00	.00	73,160.25
TIME DEPOSIT ON ACCOUNT	225,504.59	87.53	.00	225,592.12
FUND TOTALS	290,655.84	8,096.53	.00	298,752.37
2017 060 CAPTIAL PROJECT W P ANNEX				
CASH	.00	.00	.00	.00
TIME DEPOSIT ON ACCOUNT	.00	.00	.00	.00

ACCOUNT NAME	BEGINNING CASH BALANCE	CASH RECEIPTS	CASH DISBURSEMENTS	ENDING CASH BALANCE
MBIA MUNICIPAL INVESTOR SERVIC	.00	.00	.00	.00
FUND TOTALS	.00	.00	.00	.00
2017 061 CAPITAL PROJECT ROADS PCT NO 1				
CASH	171.63	.00	.00	171.63
TIME DEPOSIT ON ACCOUNT	.00	.00	.00	.00
MBIA MUNICIPAL INVESTOR SERVIC	.00	.00	.00	.00
FUND TOTALS	171.63	.00	.00	171.63
2017 062 CAPITAL PROJECT ROADS PCT NO 2				
CASH	.00	.00	.00	.00
TIME DEPOSIT ON ACCOUNT	.00	.00	.00	.00
MBIA MUNICIPAL INVESTORS SER	.00	.00	.00	.00
FUND TOTALS	.00	.00	.00	.00
2017 063 CAPITAL PROJECT ROADS PCT NO 3				
CASH	.00	.00	.00	.00
TIME DEPOSIT ON ACCOUNT	.00	.00	.00	.00
MBIA MUNICIPAL INVESTORS SERV	.00	.00	.00	.00
FUND TOTALS	.00	.00	.00	.00
2017 064 CAPITAL PROJECT ROADS PCT NO 4				
CASH	.00	.00	.00	.00
TIME DEPOSIT ON ACCOUNT	.00	.00	.00	.00
MBIA MUNICIPAL INVESTORS SERV	.00	.00	.00	.00
FUND TOTALS	.00	.00	.00	.00
2017 070 PERMANENT IMPROVEMENT FUND				
CASH	.00	.00	.00	.00
TIME DEPOSIT ON ACCOUNT	.00	.00	.00	.00
MBIA MUNICIPAL INVESTORS SERV	.00	.00	.00	.00
FUND TOTALS	.00	.00	.00	.00
2017 075 RIGHT-OF-WAY FUND				
CASH	118.09	.00	.00	118.09
TIME DEPOSIT ON ACCOUNT	.00	.00	.00	.00
MBIA MUNICIPAL INVESTORS SERV	.00	.00	.00	.00
FUND TOTALS	118.09	.00	.00	118.09
2017 084 TAX ANTICIPATION NOTES				
CASH	24.23	.00	.00	24.23
TIME DEPOSIT ON ACCOUNT	.00	.00	.00	.00
MBIA	.00	.00	.00	.00
FUND TOTALS	24.23	.00	.00	24.23
2017 085 DEBT SERVICE FUND				
CASH	473,194.41	233,191.20	448,280.40-	258,105.21
TIME DEPOSIT ON ACCOUNT	435,912.22	169.19	.00	436,081.41
MBIA MUNICIPAL INVESTORS SERV	245,781.18	352.94	.00	246,134.12
FUND TOTALS	1,154,887.81	233,713.33	448,280.40-	940,320.74
2017 087 VZC INDIGENT HEALTH PROGRAM				
CASH	107,584.51	17,529.22	13,521.92-	111,591.81
TIME DEPOSIT ON ACCOUNT	.00	.00	.00	.00
MBIA MUNICIPAL INVESTORS SERV	.00	.00	.00	.00
FUND TOTALS	107,584.51	17,529.22	13,521.92-	111,591.81
2017 088 SOIL CONSERVATION DIST FUND				
CASH	742.01	250.00	.00	992.01

ACCOUNT NAME	BEGINNING CASH BALANCE	CASH RECEIPTS	CASH DISBURSEMENTS	ENDING CASH BALANCE
TIME DEPOSIT ON ACCOUNT	20,119.50	7.80	.00	20,127.30
MBIA MUNICIPAL INVESTORS SERV	.00	.00	.00	.00
FUND TOTALS	20,861.51	257.80	.00	21,119.31
2017 090 APPELLATE JUSTICE SYSTEM FUND				
CASH	779.35	320.00	.00	1,099.35
TIME DEPOSIT ON ACCOUNT	.00	.00	.00	.00
MBIA MUNICIPAL INVESTORS SERV	.00	.00	.00	.00
FUND TOTALS	779.35	320.00	.00	1,099.35
2017 095 PAYROLL CLEARING ACCOUNT.				
CASH	200,000.20	.00	.00	200,000.20
MBIA MUNICIPAL INVESTORS SERV	.00	.00	.00	.00
FUND TOTALS	200,000.20	.00	.00	200,000.20
2017 096 GEN FIXED ASSETS ACCOUNT GRP				
MBIA MUNICIPAL INVESTORS SERV	.00	.00	.00	.00
FUND TOTALS	.00	.00	.00	.00
2017 097 LONG TERM DEBT GROUP				
MBIA MUNICIPAL INVESTORS SERV	.00	.00	.00	.00
FUND TOTALS	.00	.00	.00	.00
2017 130 911 RURAL ADDRESSING PROJECT				
CASH	.00	.00	.00	.00
TIME DEPOSIT ON ACCOUNT	.00	.00	.00	.00
MBIA MUNICIPAL INVESTORS SERV	.00	.00	.00	.00
OTHER CASH - 916055 B OF VZ	.00	.00	.00	.00
FUND TOTALS	.00	.00	.00	.00
2017 131 VAN ZANDT COUNTY JAIL				
CASH	7,430.74-	183,153.83	240,171.24-	64,448.15-
MEDICARE PAYABLE	.00	.00	.00	.00
VOUCHERS PAYABLE	.00	.00	.00	.00
TIME DEPOSIT ON ACCOUNT	.00	.00	.00	.00
MBIA MUNICIPAL INVESTORS SERV	.00	.00	.00	.00
FUND TOTALS	7,430.74-	183,153.83	240,171.24-	64,448.15-
2017 132 VAN ZANDT COUNTY SHERIFF DEPT				
CASH	45,992.00	204,806.82	242,837.79-	7,961.03
TIME DEPOSIT ON ACCOUNT	.00	.00	.00	.00
MBIA MUNICIPAL INVESTORS SERV	.00	.00	.00	.00
FUND TOTALS	45,992.00	204,806.82	242,837.79-	7,961.03
2017 135 CAPITAL MURDER				
CASH	.00	.00	.00	.00
TEXPOOL	184.29	.00	.00	184.29
FUND TOTALS	184.29	.00	.00	184.29
2017 136 HOMELAND SECURITY GRANT				
CASH	1,990.01	.00	.00	1,990.01
TIME DEPOSIT ON ACCOUNT	.00	.00	.00	.00
FUND TOTALS	1,990.01	.00	.00	1,990.01
2017 137 LAW ENFORCEMENT BLOCK 2001				
CASH	.00	.00	.00	.00
TIME DEPOSIT ON ACCOUNT	.00	.00	.00	.00



ACCOUNT NAME	BEGINNING CASH BALANCE	CASH RECEIPTS	CASH DISBURSEMENTS	ENDING CASH BALANCE
MBIA MUNICIPAL INVESTORS SERV	.00	.00	.00	.00
FUND TOTALS	.00	.00	.00	.00
2017 138 LAW ENFORCEMENT BLOCK 2003				
CASH	.00	.00	.00	.00
TIME DEPOSIT ON ACCOUNT	.00	.00	.00	.00
MBIA MUNICIPAL INVESTORS SERV	.00	.00	.00	.00
FUND TOTALS	.00	.00	.00	.00
2017 139 HOMELAND SECURITY GRANT P25 CO				
CASH	2,293.00-	.00	.00	2,293.00-
TIME DEPOSIT ON ACCOUNT	.00	.00	.00	.00
MBIA MUNICIPAL INVESTORS SERV	.00	.00	.00	.00
FUND TOTALS	2,293.00-	.00	.00	2,293.00-
2017 140 MOBILE VIDEO REPLACEMENT GRANT				
CASH	.00	.00	.00	.00
TDOA	.00	.00	.00	.00
FUND TOTALS	.00	.00	.00	.00
2017 141 BULLET PROOF VEST GRANT				
CASH	5,430.50-	.00	.00	5,430.50-
TIME DEPOSIT ON ACCOUNT	.00	.00	.00	.00
MBIA MUNICIPAL INVESTORS SERV	.00	.00	.00	.00
FUND TOTALS	5,430.50-	.00	.00	5,430.50-
2017 142 BURN JAG GRANT				
CASH	.00	.00	.00	.00
TIME DEPOSIT ON ACCOUNT	.00	.00	.00	.00
FUND TOTALS	.00	.00	.00	.00
2017 143 BYRNE JAG LOCAL GRANT				
CASH	.00	.00	.00	.00
TIME DEPOSIT ON ACCOUNT	.00	.00	.00	.00
FUND TOTALS	.00	.00	.00	.00
2017 145 SOLID WASTE GRANT				
CASH	203.03	.00	.00	203.03
TIME DEPOSIT ON ACCOUNT	.00	.00	.00	.00
FUND TOTALS	203.03	.00	.00	203.03
2017 147 MOBILE VIDEO REPLACEMENT GRANT				
CASH	.00	.00	.00	.00
TDOA	.00	.00	.00	.00
FUND TOTALS	.00	.00	.00	.00
2017 261 CAPITAL PROJECT ROADS PCT NO 1				
CASH	7.84	.00	.00	7.84
TIME DEPOSIT ON ACCOUNT	.00	.00	.00	.00
FUND TOTALS	7.84	.00	.00	7.84
2017 262 CAPITAL PROJECT ROADS PCT NO 2				
CASH	1.34	.00	.00	1.34
TIME DEPOSIT ON ACCOUNT	.00	.00	.00	.00
FUND TOTALS	1.34	.00	.00	1.34
2017 263 CAPITAL PROJECT PCT 3				
CASH	.00	.00	.00	.00

ACCOUNT NAME	BEGINNING CASH BALANCE	CASH RECEIPTS	CASH DISBURSEMENTS	ENDING CASH BALANCE
TIME DEPOSIT ON ACCOUNT	.00	.00	.00	.00
FUND TOTALS	.00	.00	.00	.00
2017 264 CAPITAL PROJECT PCT 4				
CASH	.00	.00	.00	.00
TIME DEPOSIT ON ACCOUNT	.00	.00	.00	.00
FUND TOTALS	.00	.00	.00	.00
2017 400 FRUITVALE 2011 TXCDBG 710056				
CASH	.00	.00	.00	.00
WATER GRANT CASH	.00	.00	.00	.00
FUND TOTALS	.00	.00	.00	.00
2017 401 BENWHEELERWSC 71348911131115				
FUND TOTALS	.00	.00	.00	.00
2017 402 LITTLEHOPEMOOREWSC713026081315				
FUND TOTALS	.00	.00	.00	.00
2017 540 PRETRIAL SUPERVISION				
CASH	49,154.36	5,250.62	4,374.34-	50,030.64
TDOA	100,280.80	38.92	.00	100,319.72
FUND TOTALS	149,435.16	5,289.54	4,374.34-	150,350.36
2017 541 COMMUNITY SUP & CORRECTIONS				
CASH	98,433.52	31,709.62	62,229.52-	67,913.62
PETTY CASH	100.00	.00	.00	100.00
TIME DEPOSIT ON ACCOUNT	259,269.57	100.63	.00	259,370.20
MBIA MUNICIPAL INVESTORS SERV	.00	.00	.00	.00
FUND TOTALS	357,803.09	31,810.25	62,229.52-	327,383.82
2017 542 ADULT PROBATION CIVIL				
CASH	62,701.59	2,091.00	3,410.53-	61,382.06
TDOA	272,773.25	105.88	.00	272,879.13
MBIA	.00	.00	.00	.00
FUND TOTALS	335,474.84	2,196.88	3,410.53-	334,261.19
2017 543 HIGH RISK SUBSTANCE ABUSE -CCP				
CASH	12,667.75	.00	4,683.53-	7,984.22
TIME DEPOSIT ON ACCOUNT	.00	.00	.00	.00
MBIA MUNICIPAL INVESTORS SERV	.00	.00	.00	.00
FUND TOTALS	12,667.75	.00	4,683.53-	7,984.22
2017 544 HIGH RISK SEX OFFENDER -CCP				
CASH	15,334.18	.00	5,768.48-	9,565.70
TIME DEPOSIT ON ACCOUNT	.00	.00	.00	.00
MBIA MUNICIPAL INVESTORS SERV	.00	.00	.00	.00
FUND TOTALS	15,334.18	.00	5,768.48-	9,565.70
2017 545 GRANT C COMMIT REDUCTION PROG				
CASH	8,523.86	5,193.00	6,374.08-	7,342.78
FUND TOTALS	8,523.86	5,193.00	6,374.08-	7,342.78
2017 546 JUVENILE PROBATION FUND				
CASH	255,029.55-	36,903.30	53,811.79-	271,938.04-
TIME DEPOSIT ON ACCOUNT	.00	.00	.00	.00
MBIA MUNICIPAL INVESTORS SERV	.00	.00	.00	.00

ACCOUNT NAME	BEGINNING CASH BALANCE	CASH RECEIPTS	CASH DISBURSEMENTS	ENDING CASH BALANCE
FUND TOTALS	255,029.55-	36,903.30	53,811.79-	271,938.04-
2017 547 VZCJPD STATE AID GRANT				
CASH	49,217.88	31,683.39	34,099.41-	46,801.86
TIME DEPOSIT ON ACCOUNT	.00	.00	.00	.00
MBIA MUNICIPAL INVESTORS SERV	.00	.00	.00	.00
FUND TOTALS	49,217.88	31,683.39	34,099.41-	46,801.86
2017 548 VZCJPD PROGRESSIVE SANCTIONS				
CASH	.00	.00	.00	.00
TIME DEPOSIT ON ACCOUNT	.00	.00	.00	.00
MBIA MUNICIPAL INVESTORS SERV	.00	.00	.00	.00
FUND TOTALS	.00	.00	.00	.00
2017 549 VZCJPD - GRANT N				
CASH	20,883.83	8,069.00	9,393.72-	19,559.11
TIME DEPOSIT ON ACCOUNT	.00	.00	.00	.00
MBIA MUNICIPAL INVESTORS SERV	.00	.00	.00	.00
FUND TOTALS	20,883.83	8,069.00	9,393.72-	19,559.11
2017 550 D A SUPPLEMENTAL FUND				
CASH	1,254.69-	.00	917.07-	2,171.76-
TIME DEPOSIT ON ACCOUNT	4,554.06	1.76	.00	4,555.82
MBIA MUNICIPAL INVESTORS SERV	.00	.00	.00	.00
FUND TOTALS	3,299.37	1.76	917.07-	2,384.06
2017 551 VOICES - JUV CJD GRANT				
VOICES - CJD JUV GRANT	8,372.75-	.00	5,950.24-	14,322.99-
TIME DEPOSIT ON ACCOUNT	.00	.00	.00	.00
FUND TOTALS	8,372.75-	.00	5,950.24-	14,322.99-
2017 552 ETCOG RESIDENTIAL				
CASH	2,811.00-	.00	.00	2,811.00-
FUND TOTALS	2,811.00-	.00	.00	2,811.00-
2017 553 V - JUV PROB POST FUND				
CASH	.00	.00	.00	.00
TIME DEPOSIT ON ACCOUNT	.00	.00	.00	.00
MBIA MUNICIPAL INVESTORS SERV	.00	.00	.00	.00
FUND TOTALS	.00	.00	.00	.00
2017 554 GRANT L SECURE FELONY REIMB				
GRANT L SECURE FELONY REIMB	665.00-	.00	.00	665.00-
TIME DEPOSIT ON ACCOUNT	.00	.00	.00	.00
FUND TOTALS	665.00-	.00	.00	665.00-
2017 555 JUVENILE PROBATION INTEREST				
CASH	19.05	1.07	.00	20.12
TIME DEPOSIT ON ACCOUNT	23,223.50	9.01	.00	23,232.51
MBIA MUNICIPAL INVESTORS SERV	.00	.00	.00	.00
FUND TOTALS	23,242.55	10.08	.00	23,252.63
2017 556 GRANT H-DIVERSION RESIDENTIAL				
CASH	.00	.00	.00	.00
FUND TOTALS	.00	.00	.00	.00
2017 557 GRANT I				
CASH	.00	.00	.00	.00

ACCOUNT NAME	BEGINNING CASH BALANCE	CASH RECEIPTS	CASH DISBURSEMENTS	ENDING CASH BALANCE
FUND TOTALS	.00	.00	.00	.00
2017 558 GRANT S				
CASH	13,395.05	4,451.00	4,648.08-	13,197.97
FUND TOTALS	13,395.05	4,451.00	4,648.08-	13,197.97
2017 559 MENTAL IMPAIRMENT CASELOAD				
CASH	21,245.50	.00	7,523.05-	13,722.45
TIME DEPOSIT ON ACCOUNT	.00	.00	.00	.00
MBIA MUNICIPAL INVESTORS SERV	.00	.00	.00	.00
FUND TOTALS	21,245.50	.00	7,523.05-	13,722.45
2017 560 SALARY ADJUSTMENT FOR JUV PROB				
CASH	1.33-	.00	.00	1.33-
TIME DEPOSIT ON ACCOUNT	.00	.00	.00	.00
MBIA MUNICIPAL INVESTORS SERV	.00	.00	.00	.00
FUND TOTALS	1.33-	.00	.00	1.33-
2017 562 TITLE IV-E FEDERAL FOSTER CARE				
CASH	.00	.00	.00	.00
TIME DEPOSIT ON ACCOUNT	.00	.00	.00	.00
MBIA MUNICIPAL INVESTORS SERV	.00	.00	.00	.00
FUND TOTALS	.00	.00	.00	.00
2017 563 FRUITVALE WATER TDHCA 720076				
FRUITVALE WATER SUPPLY	.00	.00	.00	.00
MBIA MUNICIPAL INVESTORS SERV	.00	.00	.00	.00
FUND TOTALS	.00	.00	.00	.00
2017 564 ICB				
CASH	.00	.00	.00	.00
FUND TOTALS	.00	.00	.00	.00
2017 565 INDIGENT DEFENSE GRANT				
CASH	119.48-	12,471.75	2,414.68-	9,937.59
TIME DEPOSIT ON ACCOUNT	304.47	.11	.00	304.58
FUND TOTALS	184.99	12,471.86	2,414.68-	10,242.17
2017 567 ABATEMENT OFFICER				
CASH	45,182.65	14,445.00	17,237.24-	42,390.41
TDOA	.00	.00	.00	.00
FUND TOTALS	45,182.65	14,445.00	17,237.24-	42,390.41
2017 568 TECHNOLOGY RESOURCES				
CASH	1.50	.00	.00	1.50
TIME DEPOSIT ON ACCOUNT	.00	.00	.00	.00
FUND TOTALS	1.50	.00	.00	1.50
2017 569 HAVA ELECTION GRANT				
CASH	6,250.00	.00	.00	6,250.00
FUND TOTALS	6,250.00	.00	.00	6,250.00
2017 570 GOLDEN WATER SUPPLY CORP				
GOLDEN WATER TDHCA 726216	.00	.00	.00	.00
MBIA MUNICIPAL INVESTORS SERVI	.00	.00	.00	.00
FUND TOTALS	.00	.00	.00	.00
2017 580 D.A. CHECK COLLECTION FUND				
CASH	8,947.57	178.27	527.39-	8,598.45

ACCOUNT NAME	BEGINNING CASH BALANCE	CASH RECEIPTS	CASH DISBURSEMENTS	ENDING CASH BALANCE
TIME DEPOSIT ON ACCOUNT	10,119.57	3.92	.00	10,123.49
MBIA MUNICIPAL INVESTORS SERV	.00	.00	.00	.00
FUND TOTALS	19,067.14	182.19	527.39-	18,721.94
2017 591 CONSTABLE #1 TLEOSE FUND				
CASH	234.37	.00	.00	234.37
CASH - CITIZENS NATIONAL	.49-	.00	.00	.49-
TDOA	.00	.00	.00	.00
MBIA MUNICIPAL INVESTORS SERV	.00	.00	.00	.00
FUND TOTALS	233.88	.00	.00	233.88
2017 592 CONSTABLE #2 TLEOSE FUND				
CASH	604.68	.00	.00	604.68
CASH OTHER	.00	.00	.00	.00
MBIA MUNICIPAL INVESTORS SERV	.00	.00	.00	.00
FUND TOTALS	604.68	.00	.00	604.68
2017 593 CONSTABLE #3 TLEOSE FUND				
CASH	.00	.00	.00	.00
CASH OTHER - ANB/CANTON	1,790.75	.00	.00	1,790.75
MBIA MUNICIPAL INVESTORS SERV	.00	.00	.00	.00
FUND TOTALS	1,790.75	.00	.00	1,790.75
2017 594 CONSTABLE #4 TLEOSE FUND				
CASH	3,515.43	.00	.00	3,515.43
TIME DEPOSIT ON ACCOUNT	.00	.00	.00	.00
MBIA MUNICIPAL INVESTORS SERV	.00	.00	.00	.00
FUND TOTALS	3,515.43	.00	.00	3,515.43
2017 595 SHERIFF TLEOSE FUND				
CASH	6,915.14	.00	.00	6,915.14
MBIA MUNICIPAL INVESTORS SESRV	.00	.00	.00	.00
FUND TOTALS	6,915.14	.00	.00	6,915.14
2017 596 DA TLEOSE FUND				
CASH	1,436.88	.00	.00	1,436.88
MBIA MUNICIPAL INVESTORS SERV	.00	.00	.00	.00
FUND TOTALS	1,436.88	.00	.00	1,436.88
2017 597 VZC COMMISSARY PERSONNEL FUND				
CASH	2.41-	.00	.00	2.41-
MBIA MUNICIPAL INVESTORS SERV	.00	.00	.00	.00
FUND TOTALS	2.41-	.00	.00	2.41-
2017 598 SHERIFF - CANINE DRUG ACCOUNT				
CASH	.00	.00	.00	.00
CASH EW FNB 5058	.00	.00	.00	.00
MBIA MUNICIPAL INVESTORS SERV	.00	.00	.00	.00
FUND TOTALS	.00	.00	.00	.00
2017 600 JUSTICE COURT TECHNOLOGY FUND				
CASH	6,519.20	851.64	.00	7,370.84
TIME DEPOSIT ON ACCOUNT	20,020.39	7.77	.00	20,028.16
MBIA MUNICIPAL INVESTORS SERV	.00	.00	.00	.00
FUND TOTALS	26,539.59	859.41	.00	27,399.00
2017 601 VZC COURTHOUSE BEAUTIFICATION				
CASH	.00	.00	.00	.00

ACCOUNT NAME	BEGINNING CASH BALANCE	CASH RECEIPTS	CASH DISBURSEMENTS	ENDING CASH BALANCE
FUND TOTALS	.00	.00	.00	.00
2017 602 CHILD ADVOCACY				
HISTORICAL COMMISSION CASH	9.08	.00	.00	9.08
MBIA MUNICIPAL INVESTORS SERV	.00	.00	.00	.00
FUND TOTALS	9.08	.00	.00	9.08
2017 800 CONTRIBUTION RELIEF FUND				
CASH	.00	.00	.00	.00
TIME DEPOSIT ON ACCOUNT	16,082.93	.00	.00	16,082.93
FUND TOTALS	16,082.93	.00	.00	16,082.93
2017 801 HURRICANE RITA - ASSISTANCE				
CASH	.00	.00	.00	.00
TIME DEPOSIT ON ACCOUNT	.00	.00	.00	.00
FUND TOTALS	.00	.00	.00	.00
2017 802 VETERAN'S MEMORIAL WALL FUND				
CASH	.55	.00	.00	.55
TIME DEPOSIT ON ACCOUNT	.00	.00	.00	.00
FUND TOTALS	.55	.00	.00	.55
2017 803 HISTORICAL COMMISSION				
HISTORICAL COMMISSION CASH	9,522.21	605.10	.00	10,127.31
TIME DEPOSIT ON ACCOUNT	.16	.00	.00	.16
FUND TOTALS	9,522.37	605.10	.00	10,127.47
2017 804 VAN TORNADO-ASSISTANCE				
VAN TORNADO-ASSISTANCE-CASH	43,988.47-	111,153.64	.00	67,165.17
VTASST-TIME DEPOSITON ACCOUNT	.00	.00	.00	.00
FUND TOTALS	43,988.47-	111,153.64	.00	67,165.17
2017 805 FEMA - DEC 2015 STORM				
CASH	470.66	.00	.00	470.66
TIME DEPOSIT ON ACCOUNT	.00	.00	.00	.00
FUND TOTALS	470.66	.00	.00	470.66
GRAND TOTALS	4,789,843.28	5,055,850.12	4,014,734.17-	5,830,959.23

ACCOUNT NUMBER	ACCOUNT NAME	DATE	AMDMT NUMBER	OLD BUDGET AMOUNT	AMENDED BUDGET AMOUNT	AMOUNT OF CHANGE	DESCRIPTION	CLK
2017 010-402-103	SALARIES - EMPLOYE	01/04/2017	170015	.00	25,522.50	25,522.50	TO FUND NEW H/R EMPLOYEE	KE
2017 010-402-103	SALARIES - EMPLOYE	01/04/2017	170016	25,522.50	31,875.00	6,352.50	TO FUND NEW H/R EMPLOYEE	KE
2017 010-402-201	SOCIAL SECURITY TA	01/04/2017	170015	.00	1,952.47	1,952.47	TO FUND NEW H/R EMPLOYEE	KE
2017 010-402-201	SOCIAL SECURITY TA	01/04/2017	170016	1,952.47	2,438.44	485.97	TO FUND NEW H/R EMPLOYEE	KE
2017 010-402-202	GROUP INSURANCE	01/04/2017	170015	.00	7,724.16	7,724.16	TO FUND NEW H/R EMPLOYEE	KE
2017 010-402-203	RETIREMENT CONTRIB	01/04/2017	170015	.00	2,026.49	2,026.49	TO FUND NEW H/R EMPLOYEE	KE
2017 010-402-203	RETIREMENT CONTRIB	01/04/2017	170016	2,026.49	2,530.89	504.40	TO FUND NEW H/R EMPLOYEE	KE
2017 010-402-204	WORKERS COMPENSATI	01/04/2017	170015	.00	241.96	241.96	TO FUND NEW H/R EMPLOYEE	KE
2017 010-402-204	WORKERS COMPENSATI	01/04/2017	170016	241.96	279.45	37.49	TO FUND NEW H/R EMPLOYEE	KE
2017 010-402-206	UNEMPLOYMENT INSUR	01/04/2017	170015	.00	275.64	275.64	TO FUND NEW H/R EMPLOYEE	KE
2017 010-402-206	UNEMPLOYMENT INSUR	01/04/2017	170016	275.64	344.25	68.61	TO FUND NEW H/R EMPLOYEE	KE
2017 010-402-310	OFFICE SUPPLIES	01/04/2017	170016	.00	1,000.00	1,000.00	TO FUND NEW H/R EMPLOYEE	KE
2017 010-402-311	POSTAGE	01/04/2017	170016	.00	300.00	300.00	TO FUND NEW H/R EMPLOYEE	KE
2017 010-402-427	TRAINING	01/04/2017	170016	.00	1,200.00	1,200.00	TO FUND NEW H/R EMPLOYEE	KE
2017 010-402-495	MISCELLANEOUS EXPE	01/04/2017	170016	.00	700.00	700.00	TO FUND NEW H/R EMPLOYEE	KE
EXPENDITURES - HUMAN RESOURCE				TOTAL AMENDMENTS	15	TOTAL CHANGES	48,392.19	
2017 010-497-103	SALARIES - EMPLOYE	01/04/2017	170015	51,102.47	25,579.97	25,522.50-	TO FUND NEW H/R EMPLOYEE	KE
2017 010-497-201	SOCIAL SECURITY TA	01/04/2017	170015	7,306.00	5,353.53	1,952.47-	TO FUND NEW H/R EMPLOYEE	KE
2017 010-497-202	GROUP INSURANCE	01/04/2017	170015	23,172.48	15,448.32	7,724.16-	TO FUND NEW H/R EMPLOYEE	KE
2017 010-497-203	RETIREMENT CONTRIB	01/04/2017	170015	7,583.00	5,556.51	2,026.49-	TO FUND NEW H/R EMPLOYEE	KE
2017 010-497-204	WORKERS COMPENSATI	01/04/2017	170015	910.00	668.04	241.96-	TO FUND NEW H/R EMPLOYEE	KE
2017 010-497-206	UNEMPLOYMENT INSUR	01/04/2017	170015	560.00	284.36	275.64-	TO FUND NEW H/R EMPLOYEE	KE
EXPENDITURES - CO.TREASURER				TOTAL AMENDMENTS	6	TOTAL CHANGES	37,743.22-	
2017 018-510-402	CONTRACT SERVICES	12/13/2016	170011	.00	2,000.00	2,000.00	LINE ITEM TRANSFER	FT
2017 018-510-495	MISCELLANEOUS	12/13/2016	170011	2,000.00	.00	2,000.00-	LINE ITEM TRANSFER	FT
EXPENDITURES - JUSTICE COURT				TOTAL AMENDMENTS	2	TOTAL CHANGES	.00	
2017 022-622-335	ROAD & BRIDGE MATE	10/30/2016	170003	450,000.00	446,000.00	4,000.00-	LINE ITEM TRANSFERS	FT
2017 022-622-335	ROAD & BRIDGE MATE	12/28/2016	170013	446,000.00	441,990.00	4,010.00-	LINE ITEM TRANSFER	KE
2017 022-622-461	MACHINERY RENTAL	10/30/2016	170003	.00	4,000.00	4,000.00	LINE ITEM TRANSFERS	FT
2017 022-622-461	MACHINERY RENTAL	12/28/2016	170013	4,000.00	8,010.00	4,010.00	LINE ITEM TRANSFER	KE
EXPENDITURES - R & B PCT.2				TOTAL AMENDMENTS	4	TOTAL CHANGES	.00	
2017 023-623-335	ROAD & BRIDGE MATE	10/12/2016	170001	935,784.00	930,284.00	5,500.00-	LINE ITEM TRANSFER	FT
2017 023-623-335	ROAD & BRIDGE MATE	10/30/2016	170003	930,284.00	924,284.00	6,000.00-	LINE ITEM TRANSFERS	FT
2017 023-623-335	ROAD & BRIDGE MATE	01/09/2017	170018	924,284.00	914,284.00	10,000.00-	LINE ITEM TRANSFER	FT
2017 023-623-451	REPAIR & MAINT-MAC	01/09/2017	170018	58,000.00	68,000.00	10,000.00	LINE ITEM TRANSFER	FT
2017 023-623-461	MACHINERY RENTAL	10/12/2016	170001	.00	5,500.00	5,500.00	LINE ITEM TRANSFER	FT
2017 023-623-461	MACHINERY RENTAL	10/30/2016	170003	5,500.00	11,500.00	6,000.00	LINE ITEM TRANSFERS	FT
EXPENDITURES - R & B PCT.3				TOTAL AMENDMENTS	6	TOTAL CHANGES	.00	
2017 024-390-804	TRN FROM VAN TORNA	10/30/2016	170004	.00	31,231.87-	31,231.87-	INCREASE FEMA BUDGET	FT
2017 024-390-804	TRN FROM VAN TORNA	01/09/2017	170017	31,231.87-	142,385.51-	111,153.64-	INCREASE BUDGET	FT
EXPENDITURES - PCT.4				TOTAL AMENDMENTS	2	TOTAL CHANGES	142,385.51-	
2017 024-624-335	ROAD & BRIDGE MATE	11/07/2016	170006	656,337.00	671,337.00	15,000.00	INCREASE BUDGET	FT
2017 024-624-336	FEMA VAN TORNADO -	10/30/2016	170004	.00	31,231.87	31,231.87	INCREASE FEMA BUDGET	FT
2017 024-624-336	FEMA VAN TORNADO -	01/09/2017	170017	31,231.87	142,385.51	111,153.64	INCREASE BUDGET	FT
2017 024-624-571	EQUIPMENT PURCHASE	11/03/2016	170005	.00	23,500.00	23,500.00	INCREASE BUDGET	FT
2017 024-624-571	EQUIPMENT PURCHASE	12/28/2016	170012	23,500.00	54,500.00	31,000.00	INCREASE 2017 BUDGET TO PUR	KE
EXPENDITURES - PCT.4				TOTAL AMENDMENTS	5	TOTAL CHANGES	211,885.51	
2017 541-333-101	STATE AID - SUPERV	11/08/2016	170007	142,790.00-	156,656.00-	13,866.00-	BUDGET AMENDMENTS ADULT PRO	KE

ACCOUNT NUMBER	ACCOUNT NAME	DATE	AMDMT NUMBER	OLD BUDGET AMOUNT	AMENDED BUDGET AMOUNT	AMOUNT OF CHANGE	DESCRIPTION	CLK
			TOTAL AMENDMENTS	1	TOTAL CHANGES	13,866.00-		
2017 541-344-100	PROBATION FEES	11/08/2016	170007	375,830.00-	360,830.00-	15,000.00	BUDGET AMENDMENTS ADULT PRO KE	
2017 541-344-104	DRUG TESTING	11/08/2016	170007	21,000.00-	19,435.00-	1,565.00	BUDGET AMENDMENTS ADULT PRO KE	
			TOTAL AMENDMENTS	2	TOTAL CHANGES	16,565.00		
2017 541-570-103	SALARIES - EMPLOYE	11/08/2016	170007	260,255.00	409,322.00	149,067.00	BUDGET AMENDMENTS ADULT PRO KE	
2017 541-570-201	SOCIAL SECURITY TA	11/08/2016	170007	26,030.00	37,434.00	11,404.00	BUDGET AMENDMENTS ADULT PRO KE	
2017 541-570-203	RETIREMENT CONTRIB	11/08/2016	170007	27,017.00	38,853.00	11,836.00	BUDGET AMENDMENTS ADULT PRO KE	
2017 541-570-206	UNEMPLOYMENT INSUR	11/08/2016	170007	3,675.00	5,375.00	1,700.00	BUDGET AMENDMENTS ADULT PRO KE	
2017 541-570-310	SUPPLIES/OPERATION	11/08/2016	170007	18,250.00	77,281.00	59,031.00	BUDGET AMENDMENTS ADULT PRO KE	
2017 541-570-408	CONTRACT SERVICES	11/08/2016	170007	37,855.00	18,825.00	19,030.00-	BUDGET AMENDMENTS ADULT PRO KE	
2017 541-570-419	PROFESSIONAL FEES	11/08/2016	170007	25,121.00	30,791.00	5,670.00	BUDGET AMENDMENTS ADULT PRO KE	
2017 541-570-420	TELEPHONE - UTILIT	11/08/2016	170007	3,875.00	4,200.00	325.00	BUDGET AMENDMENTS ADULT PRO KE	
2017 541-570-428	TRAVEL	11/08/2016	170007	8,250.00	20,250.00	12,000.00	BUDGET AMENDMENTS ADULT PRO KE	
2017 541-570-429	FURNISHED TRAVEL	11/08/2016	170007	5,500.00	53,000.00	47,500.00	BUDGET AMENDMENTS ADULT PRO KE	
2017 541-570-572	EQUIPMENT	11/08/2016	170007	8,100.00	33,100.00	25,000.00	BUDGET AMENDMENTS ADULT PRO KE	
EXPENDITURES - SUPERVISION			TOTAL AMENDMENTS	11	TOTAL CHANGES	304,503.00		
2017 543-333-103	STATE AID - SUBSTA	11/08/2016	170007	28,266.00-	29,624.00-	1,358.00-	BUDGET AMENDMENTS ADULT PRO KE	
			TOTAL AMENDMENTS	1	TOTAL CHANGES	1,358.00-		
2017 543-390-541	TRANSFER FROM SUP	11/08/2016	170008	11,616.00-	12,950.00-	1,334.00-	BUDGET AMENDMENTS ADULT PRO KE	
			TOTAL AMENDMENTS	1	TOTAL CHANGES	1,334.00-		
2017 543-573-103	SALARIES - EMPLOYE	11/08/2016	170007	34,000.00	36,000.00	2,000.00	BUDGET AMENDMENTS ADULT PRO KE	
2017 543-573-201	SOCIAL SECURITY TA	11/08/2016	170007	2,601.00	2,754.00	153.00	BUDGET AMENDMENTS ADULT PRO KE	
2017 543-573-203	RETIREMENT CONTRIB	11/08/2016	170007	2,700.00	2,858.00	158.00	BUDGET AMENDMENTS ADULT PRO KE	
2017 543-573-206	UNEMPLOYMENT INSUR	11/08/2016	170007	368.00	740.00	372.00	BUDGET AMENDMENTS ADULT PRO KE	
2017 543-573-419	PROFESSIONAL FEES	11/08/2016	170007	213.00	222.00	9.00	BUDGET AMENDMENTS ADULT PRO KE	
EXPENDITURES - SUBSTANCE ABUSE			TOTAL AMENDMENTS	5	TOTAL CHANGES	2,692.00		
2017 544-333-104	STATE AID - OFFEND	11/08/2016	170007	50,103.00-	51,603.00-	1,500.00-	BUDGET AMENDMENTS ADULT PRO KE	
			TOTAL AMENDMENTS	1	TOTAL CHANGES	1,500.00-		
2017 544-574-103	SALARIES-EMPLOYEES	11/08/2016	170007	42,620.00	43,900.00	1,280.00	BUDGET AMENDMENTS ADULT PRO KE	
2017 544-574-201	SOCIAL SECURITY TA	11/08/2016	170007	3,261.00	3,358.00	97.00	BUDGET AMENDMENTS ADULT PRO KE	
2017 544-574-203	RETIREMENT CONTRIB	11/08/2016	170007	3,385.00	3,486.00	101.00	BUDGET AMENDMENTS ADULT PRO KE	
2017 544-574-206	UNEMPLOYMENT INSUR	11/08/2016	170007	461.00	471.00	10.00	BUDGET AMENDMENTS ADULT PRO KE	
2017 544-574-419	PROFESSIONAL FEES	11/08/2016	170007	376.00	388.00	12.00	BUDGET AMENDMENTS ADULT PRO KE	
EXPENDITURES - OFFENDER			TOTAL AMENDMENTS	5	TOTAL CHANGES	1,500.00		
2017 546-587-441	GAS	10/13/2016	170002	.00	400.00	400.00	LINE ITEM TRANSFER	FT
EXPENDITURES DETENTION LOCAL			TOTAL AMENDMENTS	1	TOTAL CHANGES	400.00		
2017 547-333-110	STATE AID - JUVENI	11/23/2016	170010	322,027.00-	349,631.00-	27,604.00-	INCREASE JUV PROBATION BUDG	FT
			TOTAL AMENDMENTS	1	TOTAL CHANGES	27,604.00-		
2017 547-587-402	PROBATION EXTERNAL	11/23/2016	170010	.00	1,148.00	1,148.00	INCREASE JUV PROBATION BUDG	FT
2017 547-587-402	PROBATION EXTERNAL	12/28/2016	170014	1,148.00	1,238.85	90.85	GRANT R BUDGET ADJUSTMENT	KE
2017 547-587-411	RESIDENTIAL SERVIC	11/23/2016	170010	.00	24,000.00	24,000.00	INCREASE JUV PROBATION BUDG	FT
2017 547-587-427	TRAINING	11/23/2016	170010	.00	2,456.00	2,456.00	INCREASE JUV PROBATION BUDG	FT
2017 547-587-427	TRAINING	12/28/2016	170014	2,456.00	2,365.15	90.85-	GRANT R BUDGET ADJUSTMENT	KE
2017 547-587-495	MISCELLANEOUS EXPE	10/13/2016	170002	400.00	.00	400.00-	LINE ITEM TRANSFER	FT
EXPENDITURES - TJCP RESIDENTIA			TOTAL AMENDMENTS	6	TOTAL CHANGES	27,204.00		



ACCOUNT NUMBER	ACCOUNT NAME	DATE	AMDMT NUMBER	OLD BUDGET AMOUNT	AMENDED BUDGET AMOUNT	AMOUNT OF CHANGE	DESCRIPTION	CLK
2017 552-582-410	PSYCHOLOGICALS-ETC	11/16/2016	170009	7,000.00	6,000.00	1,000.00-	REDUCE BUDGET	FT
	TOTAL AMENDMENTS		1	TOTAL CHANGES		1,000.00-		
2017 559-390-541	TRANSFER FROM SUPE	11/08/2016	170008	30,306.00-	32,229.00-	1,923.00-	BUDGET AMENDMENTS ADULT PRO KE	
	TOTAL AMENDMENTS		1	TOTAL CHANGES		1,923.00-		
2017 559-570-103	SALARIES - EMPLOYE	11/08/2016	170007	55,300.00	56,959.00	1,659.00	BUDGET AMENDMENTS ADULT PRO KE	
2017 559-570-201	SOCIAL SECURITY	11/08/2016	170007	.00	126.00	126.00	BUDGET AMENDMENTS ADULT PRO KE	
2017 559-570-203	RETIREMENT CONTRIB	11/08/2016	170007	4,391.00	4,523.00	132.00	BUDGET AMENDMENTS ADULT PRO KE	
2017 559-570-206	UNEMPLOYMENT INSUR	11/08/2016	170007	598.00	604.00	6.00	BUDGET AMENDMENTS ADULT PRO KE	
EXPENDITURES - MENTAL IMPAIRME	TOTAL AMENDMENTS		4	TOTAL CHANGES		1,923.00		

# TEXAS BANK AND TRUST

P.O. Box 3188 · Longview, Texas 75606 · 903-237-5500



Return Service Requested

Date 12/30/16  
 PRIMARY ACCOUNT  
 ENCLOSURES

Page 1  
 1910512  
 389



TXBT TREASURER OF VAN ZANDT COUNTY  
 FINANCIAL CLEARING  
 121 E DALLAS #101  
 CANTON TX 75103-1496

## C H E C K I N G   A C C O U N T

PUBLIC FUNDS CHECKING		NUMBER OF ENCLOSURES	389
ACCOUNT NUMBER	1910512	Statement Dates	12/01/16 thru 12/31/16
PREVIOUS BALANCE	686,277.26	DAYS IN STATEMENT PERIOD	31
20 DEPOSITS	4,101,213.06	AVERAGE LEDGER	1,758,397.23
410 CHECKS/DEBITS	2,660,139.68	AVERAGE COLLECTED	1,754,948.46
SERVICE CHARGE	.00		
INTEREST PAID	.00		
CURRENT BALANCE	2,127,350.64		

## D E P O S I T S   A N D   O T H E R   C R E D I T S

Date	Description	Amount
12/01	PAY           VZ CO APPRAISAL	115,842.89
	PPD	
12/01	PAY           VZ CO APPRAISAL	731,100.14
	PPD	
12/06	INV-PAYMTS COMP JUDICIARY	5,050.00
	CTX	
12/06	DEPOSIT	110,214.92
12/09	INV-PAYMTS JUVENILE JUSTICE	4,200.00
	CTX	
12/09	DEPOSIT	52,864.17
12/13	INV-PAYMTS COMP JUDICIARY	21,000.00
	CTX	
12/14	PAY           VZ CO APPRAISAL	151,722.89
	PPD	
12/14	PAY           VZ CO APPRAISAL	901,926.89
	PPD	
12/15	DEPOSIT	205,810.31
12/16	INV-PAYMTS TX AGRICULTURE	2,007.24
	CTX	
12/19	DEPOSIT	20,165.14
12/20	INV-PAYMTS OFC COURT ADMIN	12,471.75
	CTX	
12/20	PAY           VZ CO APPRAISAL	232,279.06
	PPD	
12/20	PAY           VZ CO APPRAISAL	1,331,133.52
	PPD	

NOTICE: SEE REVERSE SIDE FOR IMPORTANT INFORMATION

019516



NO IMS

TXBT-022-019399-001-021-170102 019516 X05  
 75103149626



Date 12/30/16  
 PRIMARY ACCOUNT  
 ENCLOSURES

Page 2  
 1910512  
 389

TREASURER OF VAN ZANDT COUNTY  
 FINANCIAL CLEARING  
 121 E DALLAS #101  
 CANTON TX 75103

PUBLIC FUNDS CHECKING 1910512 (Continued)

DEPOSITS AND OTHER CREDITS

Date	Description	Amount
12/21	INV-PAYMTS COMP JUDICIARY CTX	326.54
12/21	DEPOSIT	34,696.72
12/22	INV-PAYMTS DEPT PUBL SAFETY CTX	111,153.64
12/23	INV-PAYMTS JUVENILE JUSTICE CTX	44,548.00
12/30	DEPOSIT	12,699.24

WITHDRAWALS AND OTHER DEBITS

Date	Description	Amount
12/01	Transf to Payroll clearing Payroll 12/2/16 Confirmation number 1201160219	201,341.28-
12/01	PAYMENT INTERNET \WEB	980.05-
12/02	Transf to Payroll clearing J Shephard Confirmation number 1202160182	489.20-
12/02	INVESTMENT BFDS CCD 612134000161201	150.00-
12/02	PAYMENTS NATIONWIDE PPD	1,675.00-
12/02	USATAXPYMT IRS CCD 220673782685385	60,936.90-
12/05	USATAXPYMT IRS CCD 220674031467414	114.70-
12/05	INVESTMENT BFDS CCD 612134000161201	150.00-
12/05	CHILDSUPP SYSTEMS AND METH CCD 163370000240938	1,415.30-
12/08	PAYMENT BANKCARD \TEL	3,191.23-
12/12	Transf to Jury clearing Jury checks Confirmation number 1212160935	1,974.00-
12/15	Transf to Payroll clearing Payroll 12/16/2016	202,305.46-

TXBT-022-019399-001-021-170102 019516 X05



Date 12/30/16  
 PRIMARY ACCOUNT  
 ENCLOSURES

Page 4  
 1910512  
 389

TREASURER OF VAN ZANDT COUNTY  
 FINANCIAL CLEARING  
 121 E DALLAS #101  
 CANTON TX 75103

PUBLIC FUNDS CHECKING

1910512 (Continued)

CHECKS IN NUMERICAL ORDER

Date	Check No	Amount	Date	Check No	Amount
12/02	54051	1,533.33	12/05	55034	58,495.73
12/13	54638*	1,006.05	12/01	55037*	904.62
12/19	54708*	102.50	12/01	55038	20.00
12/23	54769*	24.95	12/01	55040*	1,993.73
12/15	54791*	600.53	12/02	55042*	180.00
12/05	54814*	5,809.79	12/01	55043	650.00
12/01	54817*	600.53	12/06	55045*	3,393.00
12/12	54864*	300.00	12/02	55046	48.00
12/29	54894*	3,790.08	12/01	55048*	44.00
12/07	54899*	799.25	12/01	55049	50.00
12/01	54914*	40.34	12/02	55051*	52.00
12/01	54917*	49.95	12/01	55054*	889.44
12/01	54919*	48.71	12/02	55056*	129.90
12/05	54925*	159.96	12/02	55057	179.00
12/01	54927*	87.39	12/02	55061*	180.00
12/09	54928	4,655.00	12/02	55064*	710.97
12/05	54941*	28.69	12/01	55065	386.00
12/09	54945*	896.15	12/05	55066	21,579.23
12/05	54952*	153.75	12/07	55067	180.00
12/06	54957*	126.00	12/01	55068	94.00
12/02	54964*	67.50	12/05	55069	48.00
12/20	54972*	119.25	12/05	55070	115.03
12/02	54973	119.25	12/01	55075*	203.00
12/07	54977*	156.00	12/19	55077*	21.13
12/02	54980*	128.25	12/06	55079*	84.00
12/15	54988*	126.00	12/01	55080	3,333.33
12/13	54990*	119.25	12/01	55081	14,236.50
12/08	54991	117.00	12/01	55088*	500.00
12/19	54997*	31.50	12/01	55089	3,710.64
12/14	55000*	158.25	12/01	55091*	1,950.00
12/12	55007*	123.75	12/12	55092	215.00
12/05	55008	114.75	12/05	55094*	421.00
12/22	55013*	156.00	12/01	55095	256.50
12/06	55021*	110.25	12/07	55097*	750.00
12/05	55024*	117.00	12/05	55102*	1,930.26
12/12	55025	195.72	12/05	55105*	1,425.00
12/05	55029*	163.00	12/09	55107*	391.44
12/01	55030	36.25	12/02	55117*	694.27
12/08	55033*	94.00	12/02	55122*	1,250.00

\* Indicates break in check number sequence

TXBT-022-019399-001-021-170102 019516 X05



Date 12/30/16  
 PRIMARY ACCOUNT  
 ENCLOSURES

Page 6  
 1910512  
 389

TREASURER OF VAN ZANDT COUNTY  
 FINANCIAL CLEARING  
 121 E DALLAS #101  
 CANTON TX 75103

PUBLIC FUNDS CHECKING

1910512 (Continued)

CHECKS IN NUMERICAL ORDER

Date	Check No	Amount	Date	Check No	Amount
12/13	55246	411.03	12/28	55286	1,708.39
12/08	55247	500.00	12/28	55287	6,783.68
12/21	55248	105.00	12/28	55288	22,223.64
12/09	55249	57,805.01	12/28	55289	7,017.12
12/14	55250	37.95	12/28	55290	8,782.20
12/14	55252*	298.34	12/28	55291	56,266.98
12/21	55253	32.98	12/28	55292	16,227.40
12/14	55254	13.09	12/28	55293	1,572.73
12/14	55255	336.22	12/16	55294	39,726.96
12/15	55256	1,149.00	12/20	55295	12.80
12/15	55257	150.00	12/19	55296	17.22
12/14	55258	2.23	12/14	55297	3,648.78
12/16	55259	16,059.56	12/22	55298	13.50
12/16	55260	25.00	12/22	55299	13.50
12/13	55261	65.00	12/20	55300	150.75
12/14	55262	52.39	12/19	55301	47.00
12/20	55263	45.66	12/19	55302	300.00
12/23	55264	4,200.00	12/20	55303	296.65
12/15	55265	390.00	12/20	55304	1,533.33
12/14	55266	562.87	12/19	55305	105,337.17
12/20	55267	242.02	12/19	55306	2,500.00
12/19	55268	50.00	12/19	55307	175.00
12/14	55269	7.18	12/20	55308	92.68
12/13	55270	52.98	12/23	55309	600.00
12/15	55271	901.25	12/22	55311*	1,426.02
12/14	55272	137.52	12/20	55312	86.00
12/28	55273	25.00	12/27	55313	600.53
12/19	55274	65.96	12/20	55314	49.50
12/16	55275	61.76	12/19	55315	1,084.86
12/21	55276	225.60	12/27	55316	47.50
12/16	55277	2,500.00	12/19	55317	165.00
12/14	55278	93.91	12/20	55318	1,692.00
12/28	55279	6,469.40	12/23	55319	20.40
12/28	55280	24,224.90	12/27	55320	65.00
12/28	55281	1,168.44	12/20	55321	368.22
12/28	55282	16,198.70	12/21	55322	1,642.81
12/28	55283	24,270.40	12/19	55323	234.79
12/28	55284	1,736.98	12/22	55324	348.86
12/28	55285	1,717.70	12/19	55325	240.00

\* Indicates break in check number sequence



Date 12/30/16  
 PRIMARY ACCOUNT  
 ENCLOSURES

Page 8  
 1910512  
 389

TREASURER OF VAN ZANDT COUNTY  
 FINANCIAL CLEARING  
 121 E DALLAS #101  
 CANTON TX 75103

PUBLIC FUNDS CHECKING

1910512 (continued)

CHECKS IN NUMERICAL ORDER

Date	check No	Amount	Date	Check No	Amount
12/22	55415	636.00	12/22	55452	608.95
12/19	55416	49.00	12/20	55454*	510.00
12/21	55417	75.00	12/15	55455	64,168.16
12/13	55418	933.00	12/16	55456	500.00
12/19	55419	42.25	12/15	55458*	2,150.00
12/19	55420	24,370.71	12/19	55459	166,247.57
12/21	55421	72.00	12/27	55461*	120.34
12/19	55422	8,207.00	12/22	55463*	266.08
12/21	55423	411.48	12/19	55464	70,958.87
12/20	55424	792.53	12/29	55466*	162.20
12/14	55426*	400.00	12/28	55467	121,176.98
12/16	55427	40.00	12/22	55468	550.00
12/16	55428	384.40	12/28	55469	301.53
12/13	55429	1,755.00	12/29	55471*	70.00
12/19	55430	750.00	12/27	55472	25.80
12/21	55431	871.41	12/30	55473	34.25
12/28	55432	600.53	12/29	55474	46.98
12/20	55433	14.27	12/28	55475	5.35
12/22	55434	25.47	12/28	55477*	400.00
12/21	55435	350.00	12/28	55480*	554.13
12/20	55436	1,785.00	12/27	55481	52.98
12/21	55437	2,975.00	12/28	55483*	125.00
12/28	55438	2,200.00	12/29	55484	228.38
12/19	55439	203.14	12/30	55485	369.00
12/20	55440	229.10	12/28	55486	88.79
12/19	55441	13.09	12/27	55488*	79.64
12/22	55442	125.00	12/30	55495*	321.31
12/20	55443	26.10	12/29	55540*	365.00
12/21	55444	1,292.99	12/29	55561*	27.20
12/20	55445	1,100.00	12/29	55567*	28.36
12/22	55446	120.00	12/30	55579*	350.00
12/20	55447	674.51	12/27	55588*	3,334.80
12/21	55448	1,057.50	12/27	55597*	1,500.00
12/19	55449	52.98	12/28	55618*	104,427.32
12/27	55450	520.99	12/30	55638*	190.00
12/20	55451	365.00			

\* Indicates break in check number sequence

TXBT-022-019399-001-021-170102 019516 X05

Date 12/30/16  
 PRIMARY ACCOUNT  
 ENCLOSURES

Page 7  
 1910512  
 389

TREASURER OF VAN ZANDT COUNTY  
 FINANCIAL CLEARING  
 121 E DALLAS #101  
 CANTON TX 75103

PUBLIC FUNDS CHECKING

1910512 (Continued)

CHECKS IN NUMERICAL ORDER					
Date	Check No	Amount	Date	Check No	Amount
12/30	55326	1,100.00	12/20	55371*	26.06
12/20	55327	1,291.50	12/16	55372	639.90
12/20	55328	430.00	12/23	55373	503.24
12/16	55329	16,713.52	12/21	55374	1,651.00
12/15	55330	65.20	12/21	55375	208.50
12/19	55331	922.67	12/23	55376	20.40
12/21	55332	284.19	12/20	55377	300.00
12/20	55333	1,078.50	12/20	55378	350.00
12/20	55334	113.00	12/20	55379	474.97
12/21	55335	350.00	12/19	55380	725.00
12/19	55336	203.00	12/22	55381	600.53
12/20	55337	9,156.44	12/20	55382	225.00
12/21	55338	1,378.99	12/23	55384*	6,500.00
12/30	55340*	1,206.06	12/19	55385	4,274.20
12/20	55341	2,680.00	12/13	55387*	10.80
12/20	55343*	600.53	12/20	55388	58.29
12/23	55344	94.85	12/21	55390*	153.40
12/22	55345	552.80	12/23	55391	3,083.12
12/19	55346	215.00	12/14	55392	500.00
12/16	55347	15,016.12	12/22	55393	218.40
12/19	55348	776.00	12/30	55394	600.53
12/16	55349	48.95	12/19	55395	560.52
12/21	55350	713.83	12/20	55396	14,064.49
12/28	55351	5,733.72	12/19	55397	750.00
12/19	55352	2,000.00	12/22	55398	45.00
12/20	55353	186.00	12/19	55399	100.00
12/20	55354	52.81	12/23	55400	120.00
12/20	55355	700.00	12/27	55401	1,700.00
12/21	55356	370.00	12/22	55402	219.14
12/15	55357	274.40	12/19	55404*	4,445.00
12/19	55359*	1,530.20	12/20	55405	955.75
12/19	55360	118.58	12/22	55406	350.00
12/21	55361	1,064.99	12/15	55408*	1,030.00
12/21	55362	135.00	12/19	55409	2,816.34
12/19	55363	524.23	12/19	55410	200.00
12/19	55364	2,000.22	12/20	55411	407.00
12/21	55365	1,045.00	12/21	55412	62,505.52
12/20	55367*	365.00	12/20	55413	1,474.50
12/23	55368	188.45	12/20	55414	36.00

\* Indicates break in check number sequence

TREASURER OF VAN ZANDT COUNTY  
 FINANCIAL CLEARING  
 121 E DALLAS #101  
 CANTON TX 75103

PUBLIC FUNDS CHECKING

1910512 (Continued)

CHECKS IN NUMERICAL ORDER

Date	check No	Amount	Date	check No	Amount
12/05	55123	96.32	12/05	55206	90.64
12/05	55125*	1,293.00	12/12	55207	32.83
12/02	55127*	400.00	12/14	55208	393.30
12/05	55131*	681.20	12/06	55209	400.00
12/01	55138*	232.00	12/06	55210	50.00
12/02	55140*	3,248.09	12/08	55211	181.47
12/06	55142*	650.00	12/07	55212	230.39
12/02	55144*	212.00	12/06	55213	199.68
12/07	55146*	1,656.23	12/06	55214	62,889.80
12/07	55149*	4,100.00	12/06	55215	190.00
12/08	55154*	149.63	12/07	55216	45.94
12/19	55155	102.50	12/07	55217	8,718.84
12/07	55157*	80.00	12/12	55218	48.60
12/01	55158	122.61	12/12	55219	313.76
12/02	55159	200.00	12/06	55220	125,779.60
12/05	55162*	30.00	12/12	55221	821.29
12/01	55168*	54.41	12/09	55222	162.20
12/07	55176*	48.00	12/13	55223	1,568.66
12/01	55178*	225.36	12/13	55224	2,807.55
12/01	55179	49.90	12/14	55225	121.50
12/02	55181*	65,276.16	12/07	55227*	7,020.58
12/06	55186*	603.90	12/14	55228	1,229.94
12/02	55187	24,000.00	12/19	55229	1,165.29
12/09	55188	1,716.76	12/14	55230	70.01
12/15	55189	634.95	12/13	55231	9,329.48
12/05	55192*	446.19	12/16	55232	69.09
12/09	55193	80.00	12/13	55233	338.98
12/27	55194	350.00	12/15	55234	4,490.17
12/06	55195	3,565.81	12/14	55235	616.07
12/09	55196	466.60	12/14	55236	129.64
12/05	55197	75.20	12/15	55237	142.86
12/06	55198	10,564.79	12/14	55238	247.61
12/06	55199	461.36	12/19	55239	116.15
12/06	55200	117.90	12/21	55240	4,819.30
12/05	55201	27.84	12/13	55241	1,610.62
12/08	55202	97.82	12/19	55242	3,754.63
12/08	55203	34.25	12/14	55243	85.09
12/06	55204	1,282.33	12/13	55244	190.00
12/07	55205	293.10	12/13	55245	103.93

\* Indicates break in check number sequence



TREASURER OF VAN ZANDT COUNTY  
FINANCIAL CLEARING  
121 E DALLAS #101  
CANTON TX 75103

PUBLIC FUNDS CHECKING

1910512 (Continued)

WITHDRAWALS AND OTHER DEBITS		
Date	Description	Amount
12/15	Confirmation number 1215160213 RECEIVABLE TEXAS COUNTY DRS CCD 0333	84,915.87-
12/16	PAYMENTS NATIONWIDE PPD	2,175.00-
12/16	USATAXPYMT IRS CCD 220675144857262	62,476.80-
12/19	Transf to Jury Clearing Jury Checks Confirmation number 1219160557	30.00-
12/19	Payment ATT \TEL	550.82-
12/19	CHILDSUPP SYSTEMS AND METH CCD 163510000251390	1,415.30-
12/20	Transf to Jury Clearing Jury Checks Confirmation number 1220160328	400.00-
12/21	REF: VAN ZANDT COUNTY CSCD 023 WIRE TRANSFER DEBIT TDCJ	3,149.10-
12/22	Transf to Jury Clearing Jury Checks Confirmation number 1222160413	500.00-
12/28	PAYMENT VISA \WEB	442.33-
12/29	Transf to Payroll Clearing Payroll 12/30/2016 Confirmation number 1229160169	219,003.10-
12/29	Payment ATT \TEL	278.59-
12/29	INSURANCE AFLAC CCD 0XH48276919	6,178.42-
12/30	PAYMENTS NATIONWIDE PPD	2,075.00-
12/30	USATAXPYMT IRS CCD 220676542043966	69,206.12-

---

TexPool Participant Services  
 C/O Federated Investors Inc.  
 1001 Texas Avenue, Suite 1400  
 Houston, TX 77002



# Participant Statement

VAN ZANDT COUNTY  
 FINANCIAL CLEARING FUND  
 ATTN TERI PRUITT  
 121 E DALLAS ST STE 101  
 CANTON TX 75103-1496

Statement Period 12/01/2016 - 12/31/2016

Page 1 of 2

Customer Service 1-866-TEX-POOL  
 Location ID 000078331  
 Investor ID 000009623

## TexPool Update

Is your connection to TexConnect as secure as it could be? Check to be sure you are utilizing the most current version of your internet browser. If not, update it today!

## TexPool Summary

Pool Name	Beginning Balance	Total Deposits	Total Withdrawals	Total Interest	Current Balance	Average Balance
Texas Local Government Investment Pool	\$2,950,989.82	\$0.00	\$0.00	\$1,145.47	\$2,952,135.29	\$2,951,063.72
<b>Total Dollar Value</b>	<b>\$2,950,989.82</b>	<b>\$0.00</b>	<b>\$0.00</b>	<b>\$1,145.47</b>	<b>\$2,952,135.29</b>	

## Portfolio Value

Pool Name	Pool/Account	Market Value (12/01/2016)	Share Price (12/31/2016)	Shares Owned (12/31/2016)	Market Value (12/31/2016)
Texas Local Government Investment Pool	449/2340100001	\$2,950,989.82	\$1.00	2,952,135.290	\$2,952,135.29
<b>Total Dollar Value</b>		<b>\$2,950,989.82</b>			<b>\$2,952,135.29</b>

## Interest Summary

Pool Name	Pool/Account	Month-to-Date Interest	Year-to-Date Interest
Texas Local Government Investment Pool	449/2340100001	\$1,145.47	\$18,476.11
<b>Total</b>		<b>\$1,145.47</b>	<b>\$18,476.11</b>

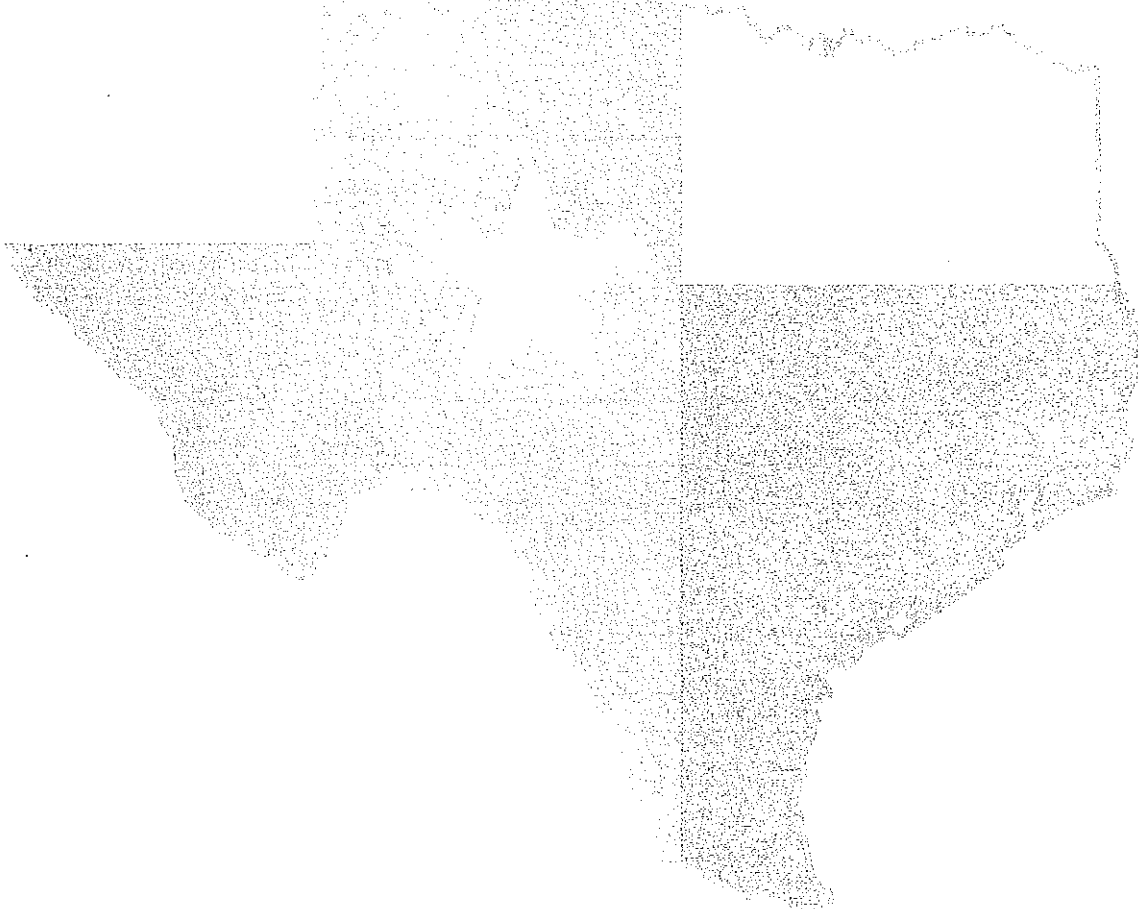
## Transaction Detail

### Texas Local Government Investment Pool

Participant: VAN ZANDT COUNTY

Pool/Account: 449/2340100001

Transaction Date	Settlement Date	Transaction Description	Transaction Dollar Amount	Share Price	Shares This Transaction	Shares Owned
12/01/2016	12/01/2016	BEGINNING BALANCE	\$2,950,989.82	\$1.00		2,950,989.820
12/30/2016	12/30/2016	MONTHLY POSTING	\$1,145.47	\$1.00	1,145.470	2,952,135.290
Account Value as of 12/31/2016			\$2,952,135.29	\$1.00		2,952,135.290





# Summary Statement

December 2016


## Van Zandt County

121 East Dallas Street, Room 101  
Canton, TX 75103  
U.S.A.

### TXCLASS

Average Monthly Yield: 0.89%

	Beginning Balance	Contributions	Withdrawals	Income Earned	Income Earned YTD	Average Daily Balance	Month End Balance
TX-01-0250-0001 FINANCIAL CLEARING	745,372.52	0.00	0.00	559.12	4,896.75	745,666.85	745,931.64
Total	745,372.52	0.00	0.00	559.12	4,896.75	745,666.85	745,931.64



# Account Statement

December 2016

## Van Zandt County

121 East Dallas Street, Room 101  
Canton, TX 75103  
U.S.A.

**TXCLASS TX-01-0250-0001**

### Summary

Average Monthly Yield: 0.89%

		Beginning Balance	Contributions	Withdrawals	Income Earned	Average Daily Balance	Month End Balance
TX-01-0250-0001	FINANCIAL CLEARING	745,372.52	0.00	0.00	559.12	745,666.85	745,931.64

### Transactions

Transaction Date	Transaction Description	Contributions & Income Earned	Withdrawals	Balance	Transaction Number
12/01/2016	Beginning Balance			745,372.52	
12/31/2016	Income Earned For The Period	559.12			
12/31/2016	Ending Balance			745,931.64	



## Daily Rates

December 2016

### TXCLASS

Date	Dividend Rate	Annual Yield
01-Dec-16	0.000023297	0.85%
02-Dec-16	0.000023338	0.85%
03-Dec-16	0.000023338	0.85%
04-Dec-16	0.000023338	0.85%
05-Dec-16	0.000023522	0.86%
06-Dec-16	0.000023516	0.86%
07-Dec-16	0.000023694	0.87%
08-Dec-16	0.000023702	0.87%
09-Dec-16	0.000023663	0.87%
10-Dec-16	0.000023663	0.87%
11-Dec-16	0.000023663	0.87%
12-Dec-16	0.000023847	0.87%
13-Dec-16	0.000024146	0.88%
14-Dec-16	0.000024087	0.88%
15-Dec-16	0.000024520	0.90%
16-Dec-16	0.000024516	0.90%
17-Dec-16	0.000024516	0.90%
18-Dec-16	0.000024516	0.90%
19-Dec-16	0.000024626	0.90%
20-Dec-16	0.000024578	0.90%
21-Dec-16	0.000024645	0.90%
22-Dec-16	0.000024581	0.90%
23-Dec-16	0.000024507	0.90%
24-Dec-16	0.000024507	0.90%
25-Dec-16	0.000024507	0.90%
26-Dec-16	0.000024507	0.90%
27-Dec-16	0.000024781	0.91%
28-Dec-16	0.000025044	0.92%
29-Dec-16	0.000025248	0.92%
30-Dec-16	0.000024734	0.91%
31-Dec-16	0.000024734	0.91%