


Van Zandt County
Monthly Financial & Investment Report
Month Ending January 31, 2017

TO BE RECORDED IN THE FEBRUARY 21, 2018 MINUTES

OF THE COMMISSIONERS' COURT

BY VAN ZANDT COUNTY CLERK.


SUBMITTED THIS THE 16TH DAY OF FEBRUARY 2018



Teri Pruitt, Treasurer

The Van Zandt County Commissioners' Court, having reviewed the Treasurer's Report as presented, having taken reasonable steps to ensure its accuracy, and based upon presentations of the Treasurer's Office, does hereby approve the Report, subject to the independent auditor's review and does further order that it be filed with the official minutes of this meeting. {LGC 114.026(c)}

In addition, the below signatures affirm that the Treasurers' Report complies with statutes as referenced. {LGC 114.026(d)}S



Don Kirkpatrick, Van Zandt County Judge




Brandon Brown

Commissioner Precinct #1



Keith Pearson

Commissioner Precinct #3



Virgil Melton, Jr.

Commissioner Precinct #2



Tim West

Commissioner Precinct #4

COMBINED STATEMENT OF CASH POSITION FOR JANUARY

FUND NAME	CHECKING ACCOUNT	CHECKING AMOUNT	TDOA ACCOUNT	TDOA AMOUNT	FUND TOTAL
2018 010 GENERAL FUND	FIN CLEAR AMERICAN CTY JURY	963,710.83 159.00	TDOA MBIA	2,918,100.78 1,275.53	3,883,246.14
2018 011 VZC EMPLOYEE BENEFITS FUND			MEDRESERVE MEDCLAIMS		
2018 012 RESERVE FUNDS	FIN CLEAR		TDOA MBIA		
2018 015 SHERIFF FORFEITURE FUND	FIN CLEAR AMERICAN	14,118.36	TDOA MBIA	9,116.84	23,235.20
2018 016 DA FORFEITURE FUND	FIN CLEAR AMERICAN	3,096.62 1,815.60 1,167.81 301.52 801.45 1,870.07 2,466.48 6,165.30 1,016.79 5,073.62 2,812.46 1,747.84	TDOA MBIA		
	ESRCROW #1			8,250.53	
	ESRCROW #2			819.32	
	ESRCROW #3			1,531.80	
	ESRCROW #4			3,503.52	
	ESRCROW #5			11,490.57	
	ESRCROW #6			2,299.83	
	ESRCROW #7			2,766.30	
	ESRCROW #8			12,361.95	
	ESRCROW #9			526.55	
	ESRCROW #10				
	ESRCROW #11				
	ESRCROW #12				
	ESRCROW #13				
	ESRCROW #14				
	ESRCROW #15				
	ESRCROW #16				
	ESRCROW #17				
	ESRCROW #18				
	ESRCROW #19				
	ESRCROW #20				
	ESRCROW #21				
	ESRCROW #22				
	ESRCROW #23				
	ESRCROW #24				
	ESRCROW #25				
	ESRCROW #26				
	ESRCROW #27				
	ESRCROW #28				
	ESRCROW #29				
	ESRCROW #30				
	ESRCROW #31				
	ESRCROW #32				
	ESRCROW #33				
	ESRCROW #34				
	ESRCROW #35				
	ESRCROW #36				
	ESRCROW #37				
	ESRCROW #38				
	ESRCROW #39				
	ESRCROW #40				
	ESRCROW #41				
	ESRCROW #42				

COMBINED STATEMENT OF CASH POSITION FOR JANUARY

FUND NAME	CHECKING ACCOUNT	CHECKING AMOUNT	TDOA ACCOUNT	TDOA AMOUNT	FUND TOTAL
2018 017 BUILDING SECURITY FUND	ESCROW #43				
	ESCROW #44				
	ESCROW #45				
	ESCROW #46				
	ESCROW #47				
	ESCROW #48				
	ESCROW #49				
	ESCROW #50				
	ESCROW #51				
	ESCROW #52				
	ESCROW #53				
	ESCROW #54		368.57		
	ESCROW #55				
	ESCROW #56				
	ESCROW #57				
	ESCROW #58		2,625.88		
ESCROW #59					
ESCROW #60		183.92			
ESCROW #61					
ESCROW #62					
ESCROW #63					
ESCROW #64					
ESCROW #65					
ESCROW #66					
ESCROW #67					
ESCROW #68					
ESCROW #69		5,017.66			
ESCROW #70		1,157.59			
ESCROW #71					
ESCROW #72		4,279.91			
ESCROW #73					
ESCROW #74					
ESCROW #75					
ESCROW #76					
ESCROW #77		2,314.65			
ESCROW #78					
ESCROW #79		353.85			
ESCROW #80					
ESCROW #81					
ESCROW #82		4,026.41			
ESCROW #83					
ESCROW #84		638.61			
ESCROW #85					
ESCROW #86		779.43			
ESCROW #87					
ESCROW #88					
	FIN CLEAR		TDOA MBTA		108,500.46
		2,620.51			2,620.51
2018 018 JUSTICE COURT BLDG SECURITY FUND	FIN CLEAR	1,089.35	TDOA	9,000.00	10,089.35
2018 019 DA FORFEITURE FUND	ESCROW #13	986.15			
	ESCROW #14	1,160.02			
	ESCROW #15	6,473.41			
	ESCROW #16	2,943.84			

COMBINED STATEMENT OF CASH POSITION FOR JANUARY

FUND NAME	CHECKING ACCOUNT	CHECKING AMOUNT	TDOA ACCOUNT	TDOA AMOUNT	FUND TOTAL
2018 021 ROAD & BRIDGE - PCT. 1	FIN CLEAR	117,675.51	TDOA MBTA	850,600.83	968,279.76
2018 022 ROAD & BRIDGE - PCT. 2	FIN CLEAR	156,978.55	TDOA MBTA	820,318.79	1,481,925.94
2018 023 ROAD & BRIDGE - PCT. 3	FIN CLEAR	147,379.44	TDOA MBTA	504,628.60	948,126.44
2018 024 ROAD & BRIDGE - PCT. 4	FIN CLEAR	175,007.23	TDOA MBTA	800,746.35	775,520.63
2018 026 ROAD & BRIDGE - GEN	FIN CLEAR	4,360.67	TDOA MBTA	600,165.20	24,360.67
2018 031 COUNTY ROAD FUND - PCT. 1	FIN CLEAR		TDOA MBTA	348.20	
2018 032 COUNTY ROAD FUND - PCT. 2	FIN CLEAR	434.00-	TDOA MBTA	20,000.00	434.00-
2018 033 COUNTY ROAD FUND - PCT. 3	FIN CLEAR		TDOA MBTA		
2018 034 COUNTY ROAD FUND - PCT. 4	FIN CLEAR		TDOA MBTA		
2018 035 VICTIM COORDINATOR GRANT	FIN CLEAR	1,981.27-	TDOA MBTA		1,981.27-
2018 036 DA FORFEITURE FUND II	FIN CLEAR	2,556.62	TDOA MBTA	48,419.72	50,976.34
2018 037 CONSTABLE PCT #4 SEIZURE	FIN CLEAR	760.89	TDOA MBTA	5,624.80	6,385.69
2018 040 COUNTY LAW LIBRARY FUND	FIN CLEAR	539.97	TDOA MBTA	49,298.34	49,838.31
2018 042 COUNTY FREE LIBRARY	FIN CLEAR	37,641.31	TDOA MBTA		37,641.31
2018 043 COMMUNITY LIBRARY CONTRIBUTE	FIN CLEAR	441.10	TDOA MBTA		441.10
2018 047 DIGITIZE RECORDS	FIN CLEAR	5,438.80	TDOA MBTA	59,676.09	65,114.89
2018 048 SUPPLEMENTAL GUARDIANSHIP	FIN CLEAR	53.28	TDOA	28,149.00	28,202.28
2018 049 COUNTY CHILD ABUSE PREVENTION	FIN CLEAR	27.12	TDOA	6,001.83	6,028.95
2018 050 COURT RELATED PROGRAMS	FIN CLEAR	817.53	TDOA MBTA	15,119.85	15,937.38

FUND NAME	CHECKING ACCOUNT	CHECKING AMOUNT	TDOA ACCOUNT	TDOA AMOUNT	FUND TOTAL
2018 052 COUNTY & DISTRICT TECH FUND	FIN CLEAR	500.86	TDOA MBIA	7,000.00	7,500.86
2018 053 CAPITALCREDITSECONOMICDEVELOP	FIN CLEAR	617.40	TDOA	237,004.96	237,622.36
2018 054 COMBINEDCOURTTECHNOLOGYFUND	FIN CLEAR	2,670.11	TDOA	18,311.63	20,981.74
2018 055 CHAPTER 19	FIN CLEAR	15.96	TDOA MBIA		15.96
2018 056 COUNTY RECORDS FUND	FIN CLEAR	2,832.77	TDOA MBIA	103,277.27	106,110.04
2018 057 COUNTY CLERK RECORDS FUND	FIN CLEAR	3,400.98	TDOA MBIA	120,971.25	124,372.23
2018 058 DISTRICT CLERK RECORDS FUND	FIN CLEAR	3,488.01	TDOA	30,457.13	33,945.14
2018 059 COUNTY CLERK ARCHIVE	FIN CLEAR	6,514.60	TDOA MBIA	412,734.19	419,248.79
2018 060 CAPITAL PROJECT W P ANNEX	FIN CLEAR		TDOA MBIA		
2018 061 CAPITAL PROJECT ROADS PCT	NOFIN CLEAR	171.63	TDOA MBIA		171.63
2018 062 CAPITAL PROJECT ROADS PCT	NOFIN CLEAR		TDOA MBIA		
2018 063 CAPITAL PROJECT ROADS PCT	NOFIN CLEAR		TDOA MBIA		
2018 064 CAPITAL PROJECT ROADS PCT	NOFIN CLEAR		TDOA MBIA		
2018 070 PERMANENT IMPROVEMENT FUND	FIN CLEAR		TDOA MBIA		
2018 075 RIGHT-OF-WAY FUND	FIN CLEAR	118.09	TDOA MBIA		118.09
2018 084 TAX ANTICIPATION NOTES	FIN CLEAR	24.23	TDOA MBIA		24.23
2018 085 DEBT SERVICE FUND	DEBT CL	505,195.73	TDOA MBIA	189,492.39	944,003.02
2018 087 VZC INDIGENT HEALTH PROGRAM	FIN CLEAR	23,693.01	TDOA MBIA	100,000.00	123,693.01
2018 088 SOIL CONSERVATION DIST	FIN CLEAR	2,757.99-	TDOA MBIA	15,269.43	12,511.44
2018 090 APPELLATE JUSTICE SYSTEM	FUNFIN CLEAR	420.35	TDOA MBIA		420.35

FUND NAME	CHECKING ACCOUNT	CHECKING AMOUNT	TDOA ACCOUNT	TDOA AMOUNT	FUND TOTAL
2018 095 PAYROLL CLEARING ACCOUNT.	PAYCLEAR	193,660.58	MBIA		193,660.58
2018 096 GEN FIXED ASSETS ACCOUNT GRP			MBIA		
2018 097 LONG TERM DEBT GROUP			MBIA		
2018 130 911 RURAL ADDRESSING PROJECT	FIN CLEAR		TDOA		
			MBIA		
2018 131 VAN ZANDT COUNTY JAIL	FIN CLEAR	71,244.84	TDOA	150,000.00	221,244.84
			MBIA		
2018 132 VAN ZANDT COUNTY SHERIFF DEPT	FIN CLEAR	114,383.14	TDOA	510,000.00	624,383.14
			MBIA		
2018 135 CAPITAL MURDER	FIN CLEAR		TDOA		
2018 136 HOMELAND SECURITY GRANT	FIN CLEAR	1,990.01	TDOA		1,990.01
			MBIA		
2018 137 LAW ENFORCEMENT BLOCK 2001	FIN CLEAR		TDOA		
			MBIA		
2018 138 LAW ENFORCEMENT BLOCK 2003	FIN CLEAR		TDOA		
			MBIA		
2018 139 HOMELAND SECURITY GRANT P25	FIN CLEAR	2,293.00-	TDOA		2,293.00-
			MBIA		
2018 140 MOBILE VIDEO REPLACEMENT GRANT	FIN CLEAR		TDOA		
2018 141 BULLET PROOF VEST GRANT	FIN CLEAR	5,430.50-	TDOA		5,430.50-
			MBIA		
2018 142 BURN JAG GRANT	FIN CLEAR		TDOA		
2018 143 BYRNE JAG LOCAL GRANT	FIN CLEAR		TDOA		
2018 145 SOLID WASTE GRANT	FIN CLEAR	203.03	TDOA		203.03
2018 147 MOBILE VIDEO REPLACEMENT GRANT	FIN CLEAR		TDOA		
2018 261 CAPITAL PROJECT ROADS PCT NOFIN CLEAR		7.84	TDOA		7.84
2018 262 CAPITAL PROJECT ROADS PCT NOFIN CLEAR		1.34	TDOA		1.34
2018 263 CAPITAL PROJECT PCT 3	FIN CLEAR		TDOA		
2018 264 CAPITAL PROJECT PCT 4	FIN CLEAR		TDOA		
2018 400 FRUITVALE 2011 TXCDBG 710056WATER			TDOA		
2018 401 BENNHILLERMSC 71348911131115			TDOA		
2018 402 LITTLEHOPEMOOREMSC7130260813			TDOA		
2018 540 PRETRIAL SUPERVISION	FIN CLEAR	21,951.88	TDOA	126,164.39	148,116.27

DATE 02/07/2018 TIME 15:47

COMBINED STATEMENT OF CASH POSITION FOR JANUARY

GELL02 PAGE 6

FUND NAME	CHECKING ACCOUNT	CHECKING AMOUNT	TDOA ACCOUNT	TDOA AMOUNT	FUND TOTAL
2018 541 COMMUNITY SUP & CORRECTIONS	FIN CLEAR	38,565.68	TDOA MBIA	336,554.13	375,119.81
2018 542 ADULT PROBATION CIVIL	FIN CLEAR	20,785.08	TDOA MBIA	325,176.82	345,961.90
2018 543 HIGH RISK SUBSTANCE ABUSE -CPIN CLEAR		944.77-	TDOA MBIA		944.77-
2018 544 HIGH RISK SEX OFFENDER -CCP FIN CLEAR		6,111.30	TDOA		6,111.30
2018 545 GRANT C COMMIT REDUCTION PROPTN CLEAR		6,133.40			6,133.40
2018 546 JUVENILE PROBATION FUND	FIN CLEAR	226,526.61-	TDOA MBIA		226,526.61-
2018 547 VZCJPD STATE AID GRANT	FIN CLEAR	51,413.91	TDOA MBIA		51,413.91
2018 548 VZCJPD PROGRESSIVE SANCTIONSFIN CLEAR			TDOA MBIA		
2018 549 VZCJPD - GRANT N	FIN CLEAR	18,737.55	TDOA MBIA		18,737.55
2018 550 D A SUPPLEMENTAL FUND	FIN CLEAR	869.01-	TDOA MBIA	4,594.09	3,725.08
2018 551 VOICES - JUV CJD GRANT	FIN CLEAR	1,053.31-	TDOA		1,053.31-
2018 552 ETCOG RESIDENTIAL	FIN CLEAR	61.00-			61.00-
2018 553 V - JUV PROB POST FUND	FIN CLEAR		TDOA MBIA		
2018 554 GRANT L SECURE FELONY REIMB	FIN CLEAR	665.00-	TDOA		665.00-
2018 555 JUVENILE PROBATION INTEREST	FIN CLEAR	34.69	TDOA MBIA	23,428.03	23,462.72
2018 556 GRANT H-DIVERSION RESIDENTIALFIN CLEAR					
2018 557 GRANT I	FIN CLEAR				
2018 558 GRANT S	FIN CLEAR	13,737.75			13,737.75
2018 559 MENTAL IMPATMENT CASELOAD	FIN CLEAR	16,214.45-	TDOA MBIA		16,214.45-
2018 560 SALARY ADJUSTMENT FOR JUV PRPTN CLEAR		1.33-	TDOA MBIA		1.33-
2018 562 TITLE IV-E FEDERAL FOSTER CAPIN CLEAR			TDOA MBIA		
2018 563 FRUITVALE WATER TDHCA		720076	MBIA		

COMBINED STATEMENT OF CASH POSITION FOR JANUARY

FUND NAME	CHECKING ACCOUNT	CHECKING AMOUNT	TDOA ACCOUNT	TDOA AMOUNT	FUND TOTAL
2018 564 ICB	FIN CLEAR				
2018 565 INDIGENT DEFENSE GRANT	FIN CLEAR	843.78-	TDOA	307.06	536.72-
2018 567 ABATEMENT OFFICER	FIN CLEAR	28,526.47	TDOA	75,000.00	103,526.47
2018 568 TECHNOLOGY RESOURCES	FIN CLEAR	1.50	TDOA		1.50
2018 569 HAVA ELECTION GRANT	FIN CLEAR	9,653.03			9,653.03
2018 570 GOLDEN WATER SUPPLY CORP					
2018 580 D.A. CHECK COLLECTION FUND	FIN CLEAR	6,108.65	TDOA	10,208.64	16,317.29
2018 591 CONSTABLE #1 TLEOSE FUND	FIN CLEAR	1,211.46	TDOA		1,211.46
2018 592 CONSTABLE #2 TLEOSE FUND	FIN CLEAR	506.94	MBIA		506.94
2018 593 CONSTABLE #3 TLEOSE FUND	FIN CLEAR		MBIA		
2018 594 CONSTABLE #4 TLEOSE FUND	FIN CLEAR	3,612.84	TDOA		3,612.84
2018 595 SHERIFF TLEOSE FUND	FIN CLEAR	9,000.97	MBIA		9,000.97
2018 596 DA TLEOSE FUND	FIN CLEAR	941.88	MBIA		941.88
2018 597 VZC COMMISSARY PERSONNEL FUND	FIN CLEAR	2.41-	MBIA		2.41-
2018 598 SHERIFF - CANTINE DRUG ACCOUNT	FIN CLEAR		MBIA		
2018 600 JUSTICE COURT TECHNOLOGY FUND	FIN CLEAR	2,814.03	TDOA	37,030.37	39,844.40
2018 601 VZC COURTHOUSE BEAUTIFICATION	FIN CLEAR		MBIA		
2018 602 CHILD ADVOCACY	FIN CLEAR	9.08			9.08
2018 800 CONTRIBUTION RELIEF FUND	FIN CLEAR		TDOA	16,082.93	16,082.93
2018 801 HURRICANE RITA - ASSISTANCE	FIN CLEAR		TDOA		
2018 802 VETERAN'S MEMORIAL WALL FUND	FIN CLEAR	.55	TDOA		.55
2018 803 HISTORICAL COMMISSION	FIN CLEAR	940.12	TDOA	10,000.16	10,940.28
2018 804 VAN TORNAO-ASSISTANCE	FIN CLEAR	43,988.27-			43,988.27-
2018 805 FEMA - DEC 2015 STORM	FIN CLEAR	470.66	TDOA		470.66
2018 806 FEMA APRIL 2016 STORM	FIN CLEAR				
TOTAL		2,621,474.97		9,854,974.59	12,476,449.56

CHECK ACCOUNT

CHECK

ACCOUNT BALANCE - FIN CLEAR	1,800,717.99
ACCOUNT BALANCE - CTY JURY	159.00
ACCOUNT BALANCE - ESCROW #1	3,096.62
ACCOUNT BALANCE - ESCROW #2	1,815.60
ACCOUNT BALANCE - ESCROW #3	1,167.81
ACCOUNT BALANCE - ESCROW #4	301.52
ACCOUNT BALANCE - ESCROW #5	801.45
ACCOUNT BALANCE - ESCROW #6	1,870.07
ACCOUNT BALANCE - ESCROW #7	2,466.48
ACCOUNT BALANCE - ESCROW #8	6,165.30
ACCOUNT BALANCE - ESCROW #9	1,016.79
ACCOUNT BALANCE - ESCROW #10	5,073.62
ACCOUNT BALANCE - ESCROW #11	2,812.46
ACCOUNT BALANCE - ESCROW #12	1,747.84
ACCOUNT BALANCE - ESCROW #13	986.15
ACCOUNT BALANCE - ESCROW #14	1,160.02
ACCOUNT BALANCE - ESCROW #15	6,473.41
ACCOUNT BALANCE - ESCROW #16	2,943.84
ACCOUNT BALANCE - ESCROW #17	8,250.53
ACCOUNT BALANCE - ESCROW #18	819.32
ACCOUNT BALANCE - ESCROW #19	1,531.80
ACCOUNT BALANCE - ESCROW #20	3,503.52
ACCOUNT BALANCE - ESCROW #21	11,490.57
ACCOUNT BALANCE - ESCROW #22	2,299.83
ACCOUNT BALANCE - ESCROW #23	766.30
ACCOUNT BALANCE - ESCROW #24	12,361.95
ACCOUNT BALANCE - ESCROW #25	526.55
ACCOUNT BALANCE - ESCROW #27	2,917.83
ACCOUNT BALANCE - ESCROW #28	2,705.90
ACCOUNT BALANCE - ESCROW #29	940.00
ACCOUNT BALANCE - ESCROW #30	535.83
ACCOUNT BALANCE - ESCROW #31	327.64
ACCOUNT BALANCE - ESCROW #32	2,099.18
ACCOUNT BALANCE - ESCROW #33	1,122.03
ACCOUNT BALANCE - ESCROW #35	202.05
ACCOUNT BALANCE - ESCROW #36	3,119.88
ACCOUNT BALANCE - ESCROW #39	1,475.16
ACCOUNT BALANCE - ESCROW #40	1,422.55
ACCOUNT BALANCE - ESCROW #44	1,677.79
ACCOUNT BALANCE - ESCROW #55	368.57
ACCOUNT BALANCE - ESCROW #58	2,625.88
ACCOUNT BALANCE - ESCROW #60	183.92
ACCOUNT BALANCE - ESCROW #69	5,017.66
ACCOUNT BALANCE - ESCROW #70	1,157.59
ACCOUNT BALANCE - ESCROW #72	4,279.91
ACCOUNT BALANCE - ESCROW #77	2,314.65
ACCOUNT BALANCE - ESCROW #79	353.85
ACCOUNT BALANCE - ESCROW #82	4,026.41
ACCOUNT BALANCE - ESCROW #84	538.61
ACCOUNT BALANCE - ESCROW #86	779.43
ACCOUNT BALANCE - DEBT CL	505,195.73
ACCOUNT BALANCE - PAYCLEAR	193,660.58

TOTAL 2,621,474.97

TDOA ACCOUNT TDOA
 ACCOUNT BALANCE - TDOA 9,099,403.29

TDOA ACCOUNT	TDOA
ACCOUNT BALANCE - MBIA	755,571.30
TOTAL	<u>9,854,974.59</u>

FUND NAME	***** MONTH TO DATE ***** REVENUES	***** MONTH TO DATE ***** EXPENSES	***** YEAR TO DATE ***** REVENUES	***** YEAR TO DATE ***** EXPENSES
2018 GENERAL FUND	4,305,798.06	852,477.07	7,375,582.55	3,644,767.28
2018 VZC EMPLOYEE BENEFITS FUND	.00	.00	.00	.00
2018 RESERVE FUNDS	.00	.00	.00	.00
2018 SHERIFF FORFEITURE FUND	4,546.15	.00	11,370.87	.00
2018 DA FORFEITURE FUND	.00	.00	.00	.00
2018 BUILDING SECURITY FUND	4,287.60	3,121.08	15,047.24	16,430.94
2018 JUSTICE COURT BLDG SECURITY	223.12	191.00	888.54	553.00
2018 DA FORFEITURE FUND	.00	.00	.00	.00
2018 ROAD & BRIDGE - PCT. 1	461,270.66	55,326.39	938,020.85	241,442.56
2018 ROAD & BRIDGE - PCT. 2	614,555.43	60,006.06	1,348,251.04	431,924.85
2018 ROAD & BRIDGE - PCT. 3	571,779.27	91,638.45	963,553.00	313,765.06
2018 ROAD & BRIDGE - PCT. 4	456,768.46	34,119.70	1,174,862.22	150,631.69
2018 ROAD & BRIDGE - GEN	.00	3,109.36	40,000.00	12,105.84
2018 COUNTY ROAD FUND - PCT. 1	.00	.00	.00	.00
2018 COUNTY ROAD FUND - PCT. 2	.00	.00	.00	.00
2018 COUNTY ROAD FUND - PCT. 3	.00	.00	.00	.00
2018 COUNTY ROAD FUND - PCT. 4	.00	.00	.00	.00
2018 VICTIM COORDINATOR GRANT	10,952.62	4,514.54	26,603.64	17,552.78
2018 DA FORFEITURE FUND II	.00	8,416.19	9,769.05	22,700.59
2018 CONSTABLE PCT #4 SEIZURE	.00	.00	13.52	.00
2018 COUNTY LAW LIBRARY FUND	2,240.00	2,614.98	7,718.66	7,877.94
2018 COUNTY FREE LIBRARY	10,510.11	9,654.91	42,018.31	42,153.29
2018 COMMUNITY LIBRARY CONTRIBUTION	.00	.00	34.00	.00
2018 DIGITIZE RECORDS	680.00	.00	2,089.57	.00
2018 SUPPLEMENTAL GUARDIANSHIP	180.00	.00	786.82	.00
2018 COUNTY CHILD ABUSE PREVENTION	116.80	.00	348.47	.00

FUND NAME	***** MONTH TO DATE ***** REVENUES	***** YEAR TO DATE ***** REVENUES	***** MONTH TO DATE ***** EXPENSES	***** YEAR TO DATE ***** EXPENSES
2018 COURT RELATED PROGRAMS	.00	21.94	.00	.00
2018 COUNTY & DISTRICT TECH FUND	161.19	445.12	.00	.00
2018 CAPITALCREDITSECONOMICDEVELOP	.00	447.65	.00	.00
2018 COMBINEDCOURTECHNOLOGYFUND	535.00	1,794.08	.00	.00
2018 CHAPTER 19	.00	.00	.00	.00
2018 COUNTY RECORDS FUND	1,497.02	4,689.67	175.00	700.00
2018 COUNTY CLERK RECORDS FUND	9,565.09	40,319.99	11,487.60	36,246.73
2018 DISTRICT CLERK RECORDS FUND	322.20	1,124.95	506.97	2,400.07
2018 COUNTY CLERK ARCHIVE	8,645.00	27,321.57	.00	.00
2018 CAPITAL PROJECT W P ANNEX	.00	.00	.00	.00
2018 CAPITAL PROJECT ROADS PCT NO 1	.00	.00	.00	.00
2018 CAPITAL PROJECT ROADS PCT NO 2	.00	.00	.00	.00
2018 CAPITAL PROJECT ROADS PCT NO 3	.00	.00	.00	.00
2018 CAPITAL PROJECT ROADS PCT NO 4	.00	.00	.00	.00
2018 PERMANENT IMPROVEMENT FUND	.00	.00	.00	.00
2018 RIGHT-OF-WAY FUND	.00	.00	.00	.00
2018 TAX ANTICIPATION NOTES	.00	.00	.00	.00
2018 DEBT SERVICE FUND	315,303.67	526,496.35	600.00	454,613.90
2018 VZC INDIGENT HEALTH PROGRAM	17,500.00	70,000.00	8,008.34	45,794.93
2018 SOIL CONSERVATION DIST FUND	250.00	1,036.74	6,000.00	6,000.00
2018 APPELLATE JUSTICE SYSTEM FUND	310.00	1,040.00	1,040.00	2,225.00
2018 PAYROLL CLEARING ACCOUNT.	.00	.00	.00	.00
2018 GEN FIXED ASSETS ACCOUNT GRP	.00	.00	.00	.00
2018 LONG TERM DEBT GROUP	.00	.00	.00	.00
2018 911 RURAL ADDRESSING PROJECT	.00	.00	.00	.00
2018 VAN ZANDT COUNTY JAIL	192,325.65	763,537.23	188,416.36	583,437.17

FUND NAME	***** MONTH TO DATE ***** REVENUES	DATE ***** EXPENSES	***** YEAR TO DATE ***** REVENUES	DATE ***** EXPENSES
2018 VAN ZANDT COUNTY SHERIFF DEPT	238,533.34	164,551.83	1,418,084.51	739,893.19
2018 CAPITAL MURDER	.00	.00	.00	.00
2018 HOMELAND SECURITY GRANT	.00	.00	.00	.00
2018 LAW ENFORCEMENT BLOCK 2001	.00	.00	.00	.00
2018 LAW ENFORCEMENT BLOCK 2003	.00	.00	.00	.00
2018 HOMELAND SECURITY GRANT P25 CO	.00	.00	.00	.00
2018 MOBILE VIDEO REPLACEMENT GRANT	.00	.00	.00	.00
2018 BULLET PROOF VEST GRANT	.00	.00	.00	.00
2018 BURN JAG GRANT	.00	.00	.00	.00
2018 BYRNE JAG LOCAL GRANT	.00	.00	.00	.00
2018 SOLID WASTE GRANT	.00	.00	.00	.00
2018 MOBILE VIDEO REPLACEMENT GRANT	.00	.00	.00	.00
2018 CAPITAL PROJECT ROADS PCT NO 1	.00	.00	.00	.00
2018 CAPITAL PROJECT ROADS PCT NO 2	.00	.00	.00	.00
2018 CAPITAL PROJECT PCT 3	.00	.00	.00	.00
2018 CAPITAL PROJECT PCT 4	.00	.00	.00	.00
2018 FRUITVALE 2011 TXCDBG 710056	.00	.00	.00	.00
2018 BENWHEELERWSC 71348911131115	.00	.00	.00	.00
2018 LITTLEHOPEMOOREWSC713026081315	.00	.00	.00	.00
2018 PRETRIAL SUPERVISION	3,018.00	3,740.50	14,618.11	18,359.21
2018 COMMUNITY SUP & CORRECTIONS	30,626.00	35,321.06	225,954.46	179,644.50
2018 ADULT PROBATION CIVIL	1,050.00	1,155.72	7,996.79	5,468.03
2018 HIGH RISK SUBSTANCE ABUSE -CCP	.00	80.29	15,971.42	10,496.11
2018 HIGH RISK SEX OFFENDER -CCP	.00	4,124.29	26,664.00	21,474.51
2018 GRANT C COMMIT REDUCTION PROG	4,834.00	4,558.65	29,004.00	22,872.56
2018 JUVENILE PROBATION FUND	45,235.70	40,994.46	159,710.68	199,169.31

FUND NAME	***** MONTH TO DATE ***** REVENUES	DATE ***** EXPENSES	***** YEAR TO DATE ***** REVENUES	DATE ***** EXPENSES
2018 VZCJPD STATE AID GRANT	26,749.00	21,856.84	166,058.60	115,921.35
2018 VZCJPD PROGRESSIVE SANCTIONS	.00	.00	.00	.00
2018 VZCJPD - GRANT N	7,986.00	6,247.89	47,916.00	33,633.44
2018 D A SUPPLEMENTAL FUND	.00	2,089.02	11.05	8,140.39
2018 VOICES - JUV CJD GRANT	13,188.32	3,431.47	13,188.32	16,619.79
2018 ETCOG RESIDENTIAL	1,615.57	.00	1,615.57	.00
2018 V - JUV PROB POST FUND	.00	.00	.00	.00
2018 GRANT I SECURE FELONY REIMB	.00	.00	.00	.00
2018 JUVENILE PROBATION INTEREST	.98	.00	82.57	.00
2018 GRANT H-DIVERSION RESIDENTIAL	.00	.00	.00	.00
2018 GRANT I	.00	.00	.00	.00
2018 GRANT S	4,273.00	3,768.64	25,638.00	12,895.29
2018 MENTAL IMPAIRMENT CASELOAD	.00	5,390.13	22,167.69	26,767.87
2018 SALARY ADJUSTMENT FOR JUV PROB	.00	.00	.00	.00
2018 TITTLE IV-E FEDERAL FOSTER CARE	.00	.00	.00	.00
2018 FRUITVALE WATER TDHCA 720076	.00	.00	.00	.00
2018 ICB	.00	.00	.00	.00
2018 INDIGENT DEFENSE GRANT	.00	3,241.42	24,666.78	12,184.46
2018 ABATEMENT OFFICER	11,475.00	9,395.30	41,960.00	38,493.34
2018 TECHNOLOGY RESOURCES	.00	.00	.00	.00
2018 HAVA ELECTION GRANT	.00	.00	.00	.00
2018 GOLDEN WATER SUPPLY CORP	.00	.00	.00	.00
2018 D.A. CHECK COLLECTION FUND	36.71	364.56	377.36	1,409.10
2018 CONSTABLE #1 TLEOSE FUND	.00	.00	.00	.00
2018 CONSTABLE #2 TLEOSE FUND	.00	.00	.00	.00
2018 CONSTABLE #3 TLEOSE FUND	.00	.00	.00	.00

FUND NAME	***** MONTH TO DATE *****		***** YEAR TO DATE *****	
	REVENUES	EXPENSES	REVENUES	EXPENSES
2018 CONSTABLE #4 TLEOSE FUND	.00	.00	.00	20.00
2018 SHERIFF TLEOSE FUND	.00	.00	.00	990.00
2018 DA TLEOSE FUND	.00	.00	.00	.00
2018 VZC COMMISSARY PERSONNEL FUND	.00	.00	.00	.00
2018 SHERIFF - CANINE DRUG ACCOUNT	.00	.00	.00	.00
2018 JUSTICE COURT TECHNOLOGY FUND	920.48	.00	2,375.70	.00
2018 VZC COURTHOUSE BEAUTIFICATION	.00	.00	.00	.00
2018 CHILD ADVOCACY	.00	.00	.00	.00
2018 CONTRIBUTION RELIEF FUND	.00	.00	.00	.00
2018 HURRICANE RITA - ASSISTANCE	.00	.00	.00	.00
2018 VETERAN'S MEMORIAL WALL FUND	.00	.00	.00	.00
2018 HISTORICAL COMMISSION	745.00	.00	1,695.00	.00
2018 VAN TORNADO-ASSISTANCE	.00	.00	166,581.01	166,581.01
2018 FEMA - DEC 2015 STORM	.00	.00	.00	.00
2018 FEMA APRIL 2016 STORM	.00	.00	285,635.94	285,635.94
TOTAL	7,380,610.20	1,651,736.07	16,043,873.64	7,949,993.02

ACCOUNT NAME	BEGINNING CASH BALANCE	CASH RECEIPTS	CASH DISBURSEMENTS	ENDING CASH BALANCE
2018 010 GENERAL FUND	1.00	.00	.00	1.00
CASH	27,728.05	4,788,892.00	3,852,909.22	963,710.83
COINS	.00	.00	.00	.00
RETURNED CHECK FEES	.00	.00	.00	.00
AMERICAN NATIONAL CASH	.00	.00	.00	.00
VZC JURY CASH CLEARING	3,019.00	.00	2,860.00	159.00
VZC CHECKING DEBT SERVICE	.00	.00	.00	.00
PEITY CASH COLLECTION- PCT. 1	100.00	.00	.00	100.00
PEITY CASH-CITY CLERK	500.00	.00	.00	500.00
PEITY CASH-DIST CLERK	400.00	.00	.00	400.00
COUNTY COURT JURY CASH	.00	.00	.00	.00
DISTRICT COURT JURY CASH	.00	.00	.00	.00
PEITY CASH-JP #1	200.00	.00	.00	200.00
PEITY CASH-JP #2	200.00	.00	.00	200.00
PEITY CASH - JP#4	200.00	.00	.00	200.00
PEITY CASH-SHERIFF	3,000.00	.00	.00	3,000.00
PEITY CASH-TAX COLLECTOR	.00	.00	.00	.00
PEITY CASH - TAX COLL (BOAT)	2.70	.00	.00	2.70
PEITY CASH-TAX (BOAT CK ACCT)	441,600.78	2,476,500.00	.00	2,918,100.78
TIME DEPOSIT ON ACCOUNT	1,273.84	1.69	.00	1,275.53
MBIA MUNICIPAL INVESTORS SERV	478,225.37	7,265,393.69	3,855,769.22	3,887,849.84
FUND TOTALS				
2018 011 VZC EMPLOYEE BENEFITS FUND	.00	.00	.00	.00
VZC BENEFIT RESERVE	.00	.00	.00	.00
CLAIMS CLEARING ACCOUNT	.00	.00	.00	.00
INTER ACCOUNT CLEARING TRANSPH	.00	.00	.00	.00
FUND TOTALS	.00	.00	.00	.00
2018 012 RESERVE FUNDS	.00	.00	.00	.00
CASH	.00	.00	.00	.00
TIME DEPOSIT ON ACCOUNT	.00	.00	.00	.00
MBIA MUNICIPAL INVESTORS SERV	.00	.00	.00	.00
FUND TOTALS	.00	.00	.00	.00
2018 015 SHERIFF FORFEITURE FUND	9,572.21	4,546.15	.00	14,118.36
CASH	.00	.00	.00	.00
AMERICAN NATIONAL CASH	.00	.00	.00	.00
CASH-OTHER	9,116.84	.00	.00	9,116.84
TIME DEPOSIT ON ACCOUNT	.00	.00	.00	.00
MBIA MUNICIPAL INVESTORS SERV	.00	.00	.00	.00
FUND TOTALS	18,689.05	4,546.15	.00	23,235.20
2018 016 DA FORFEITURE FUND	.00	.00	.00	.00
CASH	3,096.62	.00	.00	3,096.62
D. A. ESCROW/BART ROGERS	1,815.60	.00	.00	1,815.60
D. A. ESCROW/HURST-LANE	1,167.81	.00	.00	1,167.81
D. A. ESCROW/CALE	301.52	.00	.00	301.52
D. A. ESCROW/HALL	801.45	.00	.00	801.45
D. A. ESCROW/RANDALL MOORE	1,870.07	.00	.00	1,870.07
D. A. ESCROW/DENNIS KINCAID	2,466.48	.00	.00	2,466.48
D. A. ESCROW/DALTON KING	6,165.30	.00	.00	6,165.30
D. A. ESCROW/TONY KHAMPA	1,016.79	.00	.00	1,016.79
D. A. ESCROW/STANLEY CRAVEN	5,073.62	.00	.00	5,073.62
D. A. ESCROW/TUAN RICARDO	2,812.46	.00	.00	2,812.46
D. A. ESCROW/CULPEPPER	.00	.00	.00	.00

ACCOUNT NAME	BEGINNING CASH BALANCE	CASH RECEIPTS	CASH DISBURSEMENTS	ENDING CASH BALANCE
2018 021 ROAD & BRIDGE - PCT. 1				
CASH	158,566.69	461,349.11	502,240.29	117,675.51
TIME DEPOSIT ON ACCOUNT	400,600.83	450,000.00	.00	850,600.83
MBIA MUNICIPAL INVESTORS	3.42	.00	.00	3.42
FUND TOTALS	559,170.94	911,349.11	502,240.29	968,279.76
2018 022 ROAD & BRIDGE - PCT. 2				
CASH	119,148.49	613,948.68	576,118.62	156,978.55
TIME DEPOSIT ON ACCOUNT	300,318.79	520,000.00	.00	820,318.79
MBIA MUNICIPAL INVESTORS	503,963.93	664.67	.00	504,628.60
FUND TOTALS	923,431.21	1,134,613.35	576,118.62	1,481,925.94
2018 023 ROAD & BRIDGE - PCT. 3				
CASH	132,989.91	571,779.27	557,389.74	147,379.44
TIME DEPOSIT ON ACCOUNT	350,746.35	450,000.00	.00	800,746.35
MBIA MUNICIPAL INVESTORS	.65	.00	.00	.65
FUND TOTALS	483,736.91	1,021,779.27	557,389.74	948,126.44
2018 024 ROAD & BRIDGE - PCT. 4				
CASH	201,646.73	457,147.50	483,787.00	175,007.23
TIME DEPOSIT ON ACCOUNT	150,165.20	450,000.00	.00	600,165.20
MBIA MUNICIPAL INVESTORS	347.74	.46	.00	348.20
FUND TOTALS	352,159.67	907,147.96	483,787.00	775,520.63
2018 026 ROAD & BRIDGE - GEN				
CASH	27,470.03	.00	23,109.36	4,360.67
TIME DEPOSIT ON ACCOUNT	.00	20,000.00	.00	20,000.00
MBIA MUNICIPAL INVESTORS	.00	.00	.00	.00
FUND TOTALS	27,470.03	20,000.00	23,109.36	24,360.67
2018 031 COUNTY ROAD FUND - PCT. 1				
CASH	.00	.00	.00	.00
TIME DEPOSIT ON ACCOUNT	.00	.00	.00	.00
MBIA MUNICIPAL INVESTORS	.00	.00	.00	.00
FUND TOTALS	.00	.00	.00	.00
2018 032 COUNTY ROAD FUND - PCT. 2				
CASH	434.00	.00	.00	434.00
TIME DEPOSIT ON ACCOUNT	.00	.00	.00	.00
MBIA MUNICIPAL INVESTORS	.00	.00	.00	.00
FUND TOTALS	434.00	.00	.00	434.00
2018 033 COUNTY ROAD FUND - PCT. 3				
CASH	.00	.00	.00	.00

ACCOUNT NAME	BEGINNING CASH BALANCE	CASH RECEIPTS	CASH DISBURSEMENTS	ENDING CASH BALANCE
2018 034 COUNTY ROAD FUND - PCT. 4				
CASH	.00	.00	.00	.00
TIME DEPOSIT ON ACCOUNT	.00	.00	.00	.00
MBIA MUNICIPAL INVESTORS	.00	.00	.00	.00
FUND TOTALS	.00	.00	.00	.00
2018 035 VICTIM COORDINATOR GRANT				
CASH	8,419.35	10,952.62	4,514.54	1,981.27
TIME DEPOSIT ON ACCOUNT	.00	.00	.00	.00
MBIA MUNICIPAL INVESTORS	.00	.00	.00	.00
FUND TOTALS	8,419.35	10,952.62	4,514.54	1,981.27
2018 036 DA FORFEITURE FUND II				
CASH	1,040.27	10,000.00	8,483.65	2,556.62
TIME DEPOSIT ON ACCOUNT	58,419.72	.00	10,000.00	48,419.72
MBIA MUNICIPAL INVESTORS	.00	.00	.00	.00
FUND TOTALS	59,459.99	10,000.00	18,483.65	50,976.34
2018 037 CONSTABLE PCT #4 SEIZURE				
CASH	760.89	.00	.00	760.89
TIME DEPOSIT ON ACCOUNT	5,624.80	.00	.00	5,624.80
MBIA MUNICIPAL INVESTORS	.00	.00	.00	.00
FUND TOTALS	6,385.69	.00	.00	6,385.69
2018 040 COUNTY LAW LIBRARY FUND				
CASH	914.95	2,240.00	2,614.98	539.97
TIME DEPOSIT ON ACCOUNT	49,298.34	.00	.00	49,298.34
MBIA MUNICIPAL INVESTORS	.00	.00	.00	.00
FUND TOTALS	50,213.29	2,240.00	2,614.98	49,838.31
2018 042 COUNTY FREE LIBRARY				
CASH	37,692.83	10,510.11	10,561.63	37,641.31
TIME DEPOSIT ON ACCOUNT	.00	.00	.00	.00
MBIA MUNICIPAL INVESTORS	.00	.00	.00	.00
FUND TOTALS	37,692.83	10,510.11	10,561.63	37,641.31
2018 043 COMMUNITY LIBRARY CONTRIBUTION				
CASH	441.10	.00	.00	441.10
TIME DEPOSIT ON ACCOUNT	.00	.00	.00	.00
MBIA MUNICIPAL INVESTORS	.00	.00	.00	.00
FUND TOTALS	441.10	.00	.00	441.10
2018 047 DIGITIZE RECORDS				
CASH	14,758.80	680.00	10,000.00	5,438.80
TIME DEPOSIT ON ACCOUNT	49,676.09	10,000.00	.00	59,676.09
MBIA	.00	.00	.00	.00
FUND TOTALS	64,434.89	10,680.00	10,000.00	65,114.89
2018 048 SUPPLEMENTAL GUARDIANSHIP				
CASH	16,873.28	180.00	17,000.00	53.28
TEXPOOL	11,149.00	17,000.00	.00	28,149.00
FUND TOTALS	28,022.28	17,180.00	17,000.00	28,202.28
2018 049 COUNTY CHILD ABUSE PREVENTION				
CASH	5,910.32	116.80	6,000.00	27.12

ACCOUNT NAME	BEGINNING CASH BALANCE	CASH RECEIPTS	CASH DISBURSEMENTS	ENDING CASH BALANCE
2018 050 COURT RELATED PROGRAMS	5,912.15	6,116.80	6,000.00	6,028.95
CASH	6,817.53	.00	6,000.00	817.53
TIME DEPOSIT ON ACCOUNT	9,119.85	.00	.00	15,119.85
MBIA MUNICIPAL INVESTORS SERV	.00	.00	.00	.00
FUND TOTALS	15,937.38	6,000.00	6,000.00	15,937.38
2018 052 COUNTY & DISTRICT TECH FUND	7,339.67	161.19	7,000.00	500.86
CASH	7,339.67	7,000.00	.00	7,000.00
TIME DEPOSIT ON ACCOUNT	.00	.00	.00	.00
MBIA	.00	.00	.00	.00
FUND TOTALS	7,339.67	7,161.19	7,000.00	7,500.86
2018 053 CAPITALCREDITSECONOMICDEVELOP	5,617.40	5,000.00	5,000.00	617.40
CASH	232,004.96	5,000.00	.00	237,004.96
TIME DEPOSIT ON ACCOUNT	237,622.36	5,000.00	5,000.00	237,622.36
FUND TOTALS	237,622.36	5,000.00	5,000.00	237,622.36
2018 054 COMBINEDCOURTTECHNOLOGYFUND	2,135.11	535.00	.00	2,670.11
CASH	18,311.63	.00	.00	18,311.63
TIME DEPOSIT ON ACCOUNT	.00	.00	.00	.00
MBIA MUNICIPAL INVESTORS SERV	20,446.74	535.00	.00	20,981.74
FUND TOTALS	20,446.74	535.00	.00	20,981.74
2018 055 CHAPTER 19	15.96	.00	.00	15.96
TIME DEPOSIT ON ACCOUNT	.00	.00	.00	.00
MBIA	.00	.00	.00	.00
FUND TOTALS	15.96	.00	.00	15.96
2018 056 COUNTY RECORDS FUND	11,685.75	1,497.02	10,350.00	2,832.77
CASH	93,277.27	10,000.00	.00	103,277.27
TIME DEPOSIT ON ACCOUNT	.00	.00	.00	.00
MBIA MUNICIPAL INVESTORS SERV	104,963.02	11,497.02	10,350.00	106,110.04
FUND TOTALS	104,963.02	11,497.02	10,350.00	106,110.04
2018 057 COUNTY CLERK RECORDS FUND	15,398.29	9,565.09	21,562.40	3,400.98
CASH	108,471.25	12,500.00	.00	120,971.25
TIME DEPOSIT ON ACCOUNT	.00	.00	.00	.00
MBIA MUNICIPAL INVESTORS SERV	123,869.54	22,065.09	21,562.40	124,372.23
FUND TOTALS	123,869.54	22,065.09	21,562.40	124,372.23
2018 058 DISTRICT CLERK RECORDS FUND	8,672.78	322.20	5,506.97	3,488.01
CASH	25,457.13	5,000.00	.00	30,457.13
TIME DEPOSIT ON ACCOUNT	.00	.00	.00	.00
MBIA MUNICIPAL INVESTORS SERV	34,129.91	5,322.20	5,506.97	33,945.14
FUND TOTALS	34,129.91	5,322.20	5,506.97	33,945.14
2018 059 COUNTY CLERK ARCHIVE	281,869.60	8,645.00	284,000.00	6,514.60
CASH	128,734.19	284,000.00	.00	412,734.19
TIME DEPOSIT ON ACCOUNT	.00	.00	.00	.00
MBIA MUNICIPAL INVESTORS SERV	410,603.79	292,645.00	284,000.00	419,248.79
FUND TOTALS	410,603.79	292,645.00	284,000.00	419,248.79
2018 060 CAPITAL PROJECT W P ANNEX	.00	.00	.00	.00
CASH	.00	.00	.00	.00
TIME DEPOSIT ON ACCOUNT	.00	.00	.00	.00

ACCOUNT NAME	BEGINNING CASH BALANCE	CASH RECEIPTS	CASH DISBURSEMENTS	ENDING CASH BALANCE
2018 061 CAPITAL PROJECT ROADS PCT NO 1	171.63	.00	.00	171.63
CASH	.00	.00	.00	.00
TIME DEPOSIT ON ACCOUNT	.00	.00	.00	.00
MBIA MUNICIPAL INVESTOR SERVIC	.00	.00	.00	.00
FUND TOTALS	171.63	.00	.00	171.63
2018 062 CAPITAL PROJECT ROADS PCT NO 2	.00	.00	.00	.00
CASH	.00	.00	.00	.00
TIME DEPOSIT ON ACCOUNT	.00	.00	.00	.00
MBIA MUNICIPAL INVESTORS SER	.00	.00	.00	.00
FUND TOTALS	.00	.00	.00	.00
2018 063 CAPITAL PROJECT ROADS PCT NO 3	.00	.00	.00	.00
CASH	.00	.00	.00	.00
TIME DEPOSIT ON ACCOUNT	.00	.00	.00	.00
MBIA MUNICIPAL INVESTORS SERV	.00	.00	.00	.00
FUND TOTALS	.00	.00	.00	.00
2018 064 CAPITAL PROJECT ROADS PCT NO 4	.00	.00	.00	.00
CASH	.00	.00	.00	.00
TIME DEPOSIT ON ACCOUNT	.00	.00	.00	.00
MBIA MUNICIPAL INVESTORS SERV	.00	.00	.00	.00
FUND TOTALS	.00	.00	.00	.00
2018 070 PERMANENT IMPROVEMENT FUND	.00	.00	.00	.00
CASH	.00	.00	.00	.00
TIME DEPOSIT ON ACCOUNT	.00	.00	.00	.00
MBIA MUNICIPAL INVESTORS SERV	.00	.00	.00	.00
FUND TOTALS	.00	.00	.00	.00
2018 075 RIGHT-OF-WAY FUND	118.09	.00	.00	118.09
CASH	.00	.00	.00	.00
TIME DEPOSIT ON ACCOUNT	.00	.00	.00	.00
MBIA MUNICIPAL INVESTORS SERV	.00	.00	.00	.00
FUND TOTALS	118.09	.00	.00	118.09
2018 084 TAX ANTICIPATION NOTES	24.23	.00	.00	24.23
CASH	.00	.00	.00	.00
TIME DEPOSIT ON ACCOUNT	.00	.00	.00	.00
MBIA	.00	.00	.00	.00
FUND TOTALS	24.23	.00	.00	24.23
2018 085 DEBT SERVICE FUND	190,820.44	314,975.29	600.00-	505,195.73
CASH	189,492.39	.00	.00	189,492.39
TIME DEPOSIT ON ACCOUNT	248,986.52	328.38	.00	249,314.90
MBIA MUNICIPAL INVESTORS SERV	629,299.33	315,303.67	600.00-	944,003.02
FUND TOTALS	1,168,106.16	658,587.05	600.00-	1,767,693.21
2018 087 VZC INDIGENT HEALTH PROGRAM	13,136.45	17,500.00	6,943.44-	23,693.01
CASH	100,000.00	.00	.00	100,000.00
TIME DEPOSIT ON ACCOUNT	.00	.00	.00	.00
MBIA MUNICIPAL INVESTORS SERV	113,136.45	17,500.00	6,943.44-	123,693.01
FUND TOTALS	113,136.45	17,500.00	6,943.44-	123,693.01
2018 088 SOIL CONSERVATION DIST FUND	2,992.01	250.00	6,000.00-	2,757.99-
CASH				

ACCOUNT NAME	BEGINNING CASH BALANCE	CASH RECEIPTS	CASH DISBURSEMENTS	ENDING CASH BALANCE
2018 090 APPELLATE JUSTICE SYSTEM FUND	1,150.35	310.00	1,040.00	420.35
CASH	.00	.00	.00	.00
TIME DEPOSIT ON ACCOUNT	.00	.00	.00	.00
MBIA MUNICIPAL INVESTORS SERV	.00	.00	.00	.00
FUND TOTALS	1,150.35	310.00	1,040.00	420.35
2018 095 PAYROLL CLEARING ACCOUNT.	193,660.58	.00	.00	193,660.58
CASH	.00	.00	.00	.00
MBIA MUNICIPAL INVESTORS SERV	.00	.00	.00	.00
FUND TOTALS	193,660.58	.00	.00	193,660.58
2018 096 GEN FIXED ASSETS ACCOUNT GRP	.00	.00	.00	.00
MBIA MUNICIPAL INVESTORS SERV	.00	.00	.00	.00
FUND TOTALS	.00	.00	.00	.00
2018 097 LONG TERM DEBT GROUP	.00	.00	.00	.00
MBIA MUNICIPAL INVESTORS SERV	.00	.00	.00	.00
FUND TOTALS	.00	.00	.00	.00
2018 130 RURAL ADDRESSING PROJECT	.00	.00	.00	.00
CASH	.00	.00	.00	.00
TIME DEPOSIT ON ACCOUNT	.00	.00	.00	.00
MBIA MUNICIPAL INVESTORS SERV	.00	.00	.00	.00
OTHER CASH - 916055 B OF VZ	.00	.00	.00	.00
FUND TOTALS	.00	.00	.00	.00
2018 131 VAN ZANDT COUNTY JAIL	61,835.27	192,325.65	182,916.08	71,244.84
CASH	.00	.00	.00	.00
MEDICARE PAYABLE	.00	.00	.00	.00
VOUCHERS PAYABLE	.00	.00	.00	.00
TIME DEPOSIT ON ACCOUNT	150,000.00	.00	.00	150,000.00
MBIA MUNICIPAL INVESTORS SERV	.00	.00	.00	.00
FUND TOTALS	211,835.27	192,325.65	182,916.08	221,244.84
2018 132 VAN ZANDT COUNTY SHERIFF DEPT	39,490.51	238,921.69	164,029.06	114,383.14
CASH	510,000.00	.00	.00	510,000.00
TIME DEPOSIT ON ACCOUNT	.00	.00	.00	.00
MBIA MUNICIPAL INVESTORS SERV	.00	.00	.00	.00
FUND TOTALS	549,490.51	238,921.69	164,029.06	624,383.14
2018 135 CAPITAL MURDER	.00	.00	.00	.00
CASH	.00	.00	.00	.00
TEXPOOL	.00	.00	.00	.00
FUND TOTALS	.00	.00	.00	.00
2018 136 HOMELAND SECURITY GRANT	1,990.01	.00	.00	1,990.01
CASH	.00	.00	.00	.00
TIME DEPOSIT ON ACCOUNT	.00	.00	.00	.00
FUND TOTALS	1,990.01	.00	.00	1,990.01
2018 137 LAW ENFORCEMENT BLOCK 2001	.00	.00	.00	.00
CASH	.00	.00	.00	.00
TIME DEPOSIT ON ACCOUNT	.00	.00	.00	.00

ACCOUNT NAME	BEGINNING CASH BALANCE	CASH RECEIPTS	CASH DISBURSEMENTS	ENDING CASH BALANCE
2018 138 LAW ENFORCEMENT BLOCK 2003				
CASH	.00	.00	.00	.00
TIME DEPOSIT ON ACCOUNT	.00	.00	.00	.00
MBA MUNICIPAL INVESTORS SERV	.00	.00	.00	.00
FUND TOTALS	.00	.00	.00	.00
2018 139 HOMELAND SECURITY GRANT P25 CO				
CASH	2,293.00-	.00	.00	2,293.00-
TIME DEPOSIT ON ACCOUNT	.00	.00	.00	.00
MBA MUNICIPAL INVESTORS SERV	.00	.00	.00	.00
FUND TOTALS	2,293.00-	.00	.00	2,293.00-
2018 140 MOBILE VIDEO REPLACEMENT GRANT				
CASH	.00	.00	.00	.00
TDOA	.00	.00	.00	.00
FUND TOTALS	.00	.00	.00	.00
2018 141 BULLET PROOF VEST GRANT				
CASH	5,430.50-	.00	.00	5,430.50-
TIME DEPOSIT ON ACCOUNT	.00	.00	.00	.00
MBA MUNICIPAL INVESTORS SERV	.00	.00	.00	.00
FUND TOTALS	5,430.50-	.00	.00	5,430.50-
2018 142 BURN JAG GRANT				
CASH	.00	.00	.00	.00
TIME DEPOSIT ON ACCOUNT	.00	.00	.00	.00
FUND TOTALS	.00	.00	.00	.00
2018 143 BYRNE JAG LOCAL GRANT				
CASH	.00	.00	.00	.00
TIME DEPOSIT ON ACCOUNT	.00	.00	.00	.00
FUND TOTALS	.00	.00	.00	.00
2018 145 SOLID WASTE GRANT				
CASH	203.03	.00	.00	203.03
TIME DEPOSIT ON ACCOUNT	.00	.00	.00	.00
FUND TOTALS	203.03	.00	.00	203.03
2018 147 MOBILE VIDEO REPLACEMENT GRANT				
CASH	.00	.00	.00	.00
TDOA	.00	.00	.00	.00
FUND TOTALS	.00	.00	.00	.00
2018 261 CAPITAL PROJECT ROADS PCT NO 1				
CASH	7.84	.00	.00	7.84
TIME DEPOSIT ON ACCOUNT	.00	.00	.00	.00
FUND TOTALS	7.84	.00	.00	7.84
2018 262 CAPITAL PROJECT ROADS PCT NO 2				
CASH	1.34	.00	.00	1.34
TIME DEPOSIT ON ACCOUNT	.00	.00	.00	.00
FUND TOTALS	1.34	.00	.00	1.34
2018 263 CAPITAL PROJECT PCT 3				
CASH	.00	.00	.00	.00

ACCOUNT NAME	BEGINNING CASH BALANCE	CASH RECEIPTS	CASH DISBURSEMENTS	ENDING CASH BALANCE
2018 264 CAPITAL PROJECT PCT 4				
CASH	.00	.00	.00	.00
TIME DEPOSIT ON ACCOUNT	.00	.00	.00	.00
FUND TOTALS	.00	.00	.00	.00
2018 400 FRUITVALE 2011 TXCDBG 710056				
CASH	.00	.00	.00	.00
WATER GRANT CASH	.00	.00	.00	.00
FUND TOTALS	.00	.00	.00	.00
2018 401 BENWHEELERWSC 71348911131115				
FUND TOTALS	.00	.00	.00	.00
2018 402 LITTLEHOPEMOOREWSC713026081315				
CASH	.00	.00	.00	.00
WATER GRANT CASH	.00	.00	.00	.00
FUND TOTALS	.00	.00	.00	.00
2018 540 PRETRIAL SUPERVISION				
CASH	47,623.27	3,018.00	28,689.39	21,951.88
TDOA	101,164.39	25,000.00	.00	126,164.39
FUND TOTALS	148,787.66	28,018.00	28,689.39	148,116.27
2018 541 COMMUNITY SUP & CORRECTIONS				
CASH	117,302.95	30,666.00	109,403.27	38,565.68
PEPTY CASH	100.00	.00	.00	100.00
TIME DEPOSIT ON ACCOUNT	261,554.13	75,000.00	.00	336,554.13
MBIA MUNICIPAL INVESTORS SERV	.00	.00	.00	.00
FUND TOTALS	378,957.08	105,666.00	109,403.27	375,219.81
2018 542 ADULT PROBATION CIVIL				
CASH	70,890.80	1,050.00	51,155.72	20,785.08
TDOA	275,176.82	50,000.00	.00	325,176.82
MBIA	.00	.00	.00	.00
FUND TOTALS	346,067.62	51,050.00	51,155.72	345,961.90
2018 543 HIGH RISK SUBSTANCE ABUSE -CCP				
CASH	864.48	.00	80.29	944.77
TIME DEPOSIT ON ACCOUNT	.00	.00	.00	.00
MBIA MUNICIPAL INVESTORS SERV	.00	.00	.00	.00
FUND TOTALS	864.48	.00	80.29	944.77
2018 544 HIGH RISK SEX OFFENDER -CCP				
CASH	10,235.59	.00	4,124.29	6,111.30
TIME DEPOSIT ON ACCOUNT	.00	.00	.00	.00
MBIA MUNICIPAL INVESTORS SERV	.00	.00	.00	.00
FUND TOTALS	10,235.59	.00	4,124.29	6,111.30
2018 545 GRANT C COMMIT REDUCTION PROG				
CASH	5,858.05	4,834.00	4,558.65	6,133.40
FUND TOTALS	5,858.05	4,834.00	4,558.65	6,133.40
2018 546 JUVENILE PROBATION FUND				
CASH	233,404.60	45,833.74	38,955.75	226,526.61

ACCOUNT NAME	BEGINNING CASH BALANCE	CASH RECEIPTS	CASH DISBURSEMENTS	ENDING CASH BALANCE
2018 547 VZCJPD STATE AID GRANT	46,010.94	26,749.00	21,346.03	51,413.91
CASH	.00	.00	.00	.00
TIME DEPOSIT ON ACCOUNT	.00	.00	.00	.00
MEIA MUNICIPAL INVESTORS SERV	.00	.00	.00	.00
FUND TOTALS	46,010.94	26,749.00	21,346.03	51,413.91
2018 548 VZCJPD PROGRESSIVE SANCTIONS	.00	.00	.00	.00
CASH	.00	.00	.00	.00
TIME DEPOSIT ON ACCOUNT	.00	.00	.00	.00
MEIA MUNICIPAL INVESTORS SERV	.00	.00	.00	.00
FUND TOTALS	.00	.00	.00	.00
2018 549 VZCJPD - GRANT N	16,999.44	7,986.00	6,247.89	18,737.55
CASH	.00	.00	.00	.00
TIME DEPOSIT ON ACCOUNT	.00	.00	.00	.00
MEIA MUNICIPAL INVESTORS SERV	.00	.00	.00	.00
FUND TOTALS	16,999.44	7,986.00	6,247.89	18,737.55
2018 550 D A SUPPLEMENTAL FUND	1,220.01	.00	2,089.02	869.01
CASH	4,594.09	.00	.00	4,594.09
TIME DEPOSIT ON ACCOUNT	.00	.00	.00	.00
MEIA MUNICIPAL INVESTORS SERV	.00	.00	.00	.00
FUND TOTALS	5,814.10	.00	2,089.02	3,725.08
2018 551 VOICES - JUV CJD GRANT	10,857.66	13,188.32	3,383.97	1,053.31
VOICES - CJD JUV GRANT	.00	.00	.00	.00
TIME DEPOSIT ON ACCOUNT	.00	.00	.00	.00
FUND TOTALS	10,857.66	13,188.32	3,383.97	1,053.31
2018 552 ETCOG RESIDENTIAL	1,676.57	1,615.57	.00	61.00
CASH	1,676.57	1,615.57	.00	61.00
FUND TOTALS	1,676.57	1,615.57	.00	61.00
2018 553 V - JUV PROB POST FUND	.00	.00	.00	.00
CASH	.00	.00	.00	.00
TIME DEPOSIT ON ACCOUNT	.00	.00	.00	.00
MEIA MUNICIPAL INVESTORS SERV	.00	.00	.00	.00
FUND TOTALS	.00	.00	.00	.00
2018 554 GRANT I SECURE FELONY REIMB	665.00	.00	.00	665.00
GRANT I SECURE FELONY REIMB	.00	.00	.00	.00
TIME DEPOSIT ON ACCOUNT	.00	.00	.00	.00
FUND TOTALS	665.00	.00	.00	665.00
2018 555 JUVENILE PROBATION INTEREST	33.71	.98	.00	34.69
CASH	23,428.03	.00	.00	23,428.03
TIME DEPOSIT ON ACCOUNT	.00	.00	.00	.00
MEIA MUNICIPAL INVESTORS SERV	.00	.00	.00	.00
FUND TOTALS	23,461.74	.98	.00	23,462.72
2018 556 GRANT H-DIVERSION RESIDENTIAL	.00	.00	.00	.00
CASH	.00	.00	.00	.00
FUND TOTALS	.00	.00	.00	.00

ACCOUNT NAME	BEGINNING CASH BALANCE	CASH RECEIPTS	CASH DISBURSEMENTS	ENDING CASH BALANCE
2018 557 GRANT I				
CASH	.00	.00	.00	.00
FUND TOTALS	.00	.00	.00	.00
2018 558 GRANT S				
CASH	12,321.36	4,273.00	2,856.61	13,737.75
FUND TOTALS	12,321.36	4,273.00	2,856.61	13,737.75
2018 559 MENTAL IMPAIRMENT CASELOAD				
CASH	10,824.32	.00	5,390.13	16,214.45
TIME DEPOSIT ON ACCOUNT	.00	.00	.00	.00
MBIA MUNICIPAL INVESTORS SERV	.00	.00	.00	.00
FUND TOTALS	10,824.32	.00	5,390.13	16,214.45
2018 560 SALARY ADJUSTMENT FOR JUV PROB				
CASH	1.33	.00	.00	1.33
TIME DEPOSIT ON ACCOUNT	.00	.00	.00	.00
MBIA MUNICIPAL INVESTORS SERV	.00	.00	.00	.00
FUND TOTALS	1.33	.00	.00	1.33
2018 562 TITLE IV-E FEDERAL FOSTER CARE				
CASH	.00	.00	.00	.00
TIME DEPOSIT ON ACCOUNT	.00	.00	.00	.00
MBIA MUNICIPAL INVESTORS SERV	.00	.00	.00	.00
FUND TOTALS	.00	.00	.00	.00
2018 563 FRUITVALE WATER TDHCA 720076				
FRUITVALE WATER SUPPLY	.00	.00	.00	.00
MBIA MUNICIPAL INVESTORS SERV	.00	.00	.00	.00
FUND TOTALS	.00	.00	.00	.00
2018 564 ICB				
CASH	.00	.00	.00	.00
FUND TOTALS	.00	.00	.00	.00
2018 565 INDIGENT DEFENSE GRANT				
CASH	2,397.64	.00	3,241.42	843.78
TIME DEPOSIT ON ACCOUNT	307.06	.00	.00	307.06
FUND TOTALS	2,704.70	.00	3,241.42	536.72
2018 567 ABATEMENT OFFICER				
CASH	101,441.02	12,225.00	85,139.55	28,526.47
TDCA	.00	75,000.00	.00	75,000.00
FUND TOTALS	101,441.02	87,225.00	85,139.55	103,526.47
2018 568 TECHNOLOGY RESOURCES				
CASH	1.50	.00	.00	1.50
TIME DEPOSIT ON ACCOUNT	.00	.00	.00	.00
FUND TOTALS	1.50	.00	.00	1.50
2018 569 HAVA ELECTION GRANT				
CASH	9,653.03	.00	.00	9,653.03
FUND TOTALS	9,653.03	.00	.00	9,653.03
2018 570 GOLDEN WATER SUPPLY CORP				
GOLDEN WATER TDHCA 726216	.00	.00	.00	.00

ACCOUNT NAME	BEGINNING CASH BALANCE	CASH RECEIPTS	CASH DISBURSEMENTS	ENDING CASH BALANCE
2018 580 D.A. CHECK COLLECTION FUND				
CASH DEPOSIT ON ACCOUNT	6,436.50	36.71	364.56-	6,108.65
MBIA MUNICIPAL INVESTORS SERV	10,208.64	.00	.00	10,208.64
FUND TOTALS	16,645.14	36.71	364.56-	16,317.29
2018 591 CONSTABLE #1 TLEOSE FUND				
CASH	1,211.46	.00	.00	1,211.46
CASH - CITIZENS NATIONAL	.49-	.00	.00	.49-
TDOA	.00	.00	.00	.00
MBIA MUNICIPAL INVESTORS SERV	.00	.00	.00	.00
FUND TOTALS	1,210.97	.00	.00	1,210.97
2018 592 CONSTABLE #2 TLEOSE FUND				
CASH	506.94	.00	.00	506.94
CASH OTHER	.00	.00	.00	.00
MBIA MUNICIPAL INVESTORS SERV	.00	.00	.00	.00
FUND TOTALS	506.94	.00	.00	506.94
2018 593 CONSTABLE #3 TLEOSE FUND				
CASH	1,790.75	.00	.00	1,790.75
CASH OTHER - ANB/CANTON	.00	.00	.00	.00
MBIA MUNICIPAL INVESTORS SERV	.00	.00	.00	.00
FUND TOTALS	1,790.75	.00	.00	1,790.75
2018 594 CONSTABLE #4 TLEOSE FUND				
CASH	3,612.84	.00	.00	3,612.84
TIME DEPOSIT ON ACCOUNT	.00	.00	.00	.00
MBIA MUNICIPAL INVESTORS SERV	.00	.00	.00	.00
FUND TOTALS	3,612.84	.00	.00	3,612.84
2018 595 SHERIFF TLEOSE FUND				
CASH	9,000.97	.00	.00	9,000.97
MBIA MUNICIPAL INVESTORS SERV	.00	.00	.00	.00
FUND TOTALS	9,000.97	.00	.00	9,000.97
2018 596 DA TLEOSE FUND				
CASH	941.88	.00	.00	941.88
MBIA MUNICIPAL INVESTORS SERV	.00	.00	.00	.00
FUND TOTALS	941.88	.00	.00	941.88
2018 597 VZC COMMISSARY PERSONNEL FUND				
CASH	2.41-	.00	.00	2.41-
MBIA MUNICIPAL INVESTORS SERV	.00	.00	.00	.00
FUND TOTALS	2.41-	.00	.00	2.41-
2018 598 SHERIFF - CANINE DRUG ACCOUNT				
CASH	.00	.00	.00	.00
CASH EM FNB 5058	.00	.00	.00	.00
MBIA MUNICIPAL INVESTORS SERV	.00	.00	.00	.00
FUND TOTALS	.00	.00	.00	.00
2018 600 JUSTICE COURT TECHNOLOGY FUND				
CASH	38,893.55	920.48	37,000.00-	2,814.03

ACCOUNT NAME	BEGINNING CASH BALANCE	CASH RECEIPTS	CASH DISBURSEMENTS	ENDING CASH BALANCE
2018 601 VZC COURTHOUSE BEAUTIFICATION	38,923.92	37,920.48	37,000.00	39,844.40
CASH	.00	.00	.00	.00
FUND TOTALS	.00	.00	.00	.00
2018 602 CHILD ADVOCACY	9.08	.00	.00	9.08
HISTORICAL COMMISSION CASH	.00	.00	.00	.00
MHA MUNICIPAL INVESTORS SERV	.00	.00	.00	.00
FUND TOTALS	9.08	.00	.00	9.08
2018 800 CONTRIBUTION RELIEF FUND	16,082.93	.00	.00	16,082.93
CASH	.00	.00	.00	.00
TIME DEPOSIT ON ACCOUNT	16,082.93	.00	.00	16,082.93
FUND TOTALS	16,082.93	.00	.00	16,082.93
2018 801 HURRICANE RITA - ASSISTANCE	.00	.00	.00	.00
CASH	.00	.00	.00	.00
TIME DEPOSIT ON ACCOUNT	.00	.00	.00	.00
FUND TOTALS	.00	.00	.00	.00
2018 802 VETERAN'S MEMORIAL WALL FUND	.55	.00	.00	.55
CASH	.00	.00	.00	.00
TIME DEPOSIT ON ACCOUNT	.55	.00	.00	.55
FUND TOTALS	.55	.00	.00	.55
2018 803 HISTORICAL COMMISSION	10,195.12	745.00	10,000.00	940.12
HISTORICAL COMMISSION CASH	.16	.00	.00	.16
TIME DEPOSIT ON ACCOUNT	10,195.28	10,745.00	10,000.00	10,940.28
FUND TOTALS	10,195.12	745.00	10,000.00	940.12
2018 804 VAN TORNADO-ASSISTANCE	43,988.27	.00	.00	43,988.27
VAN TORNADO-ASSISTANCE-CASH	.00	.00	.00	.00
VTASST-TIME DEPOSITON ACCOUNT	43,988.27	.00	.00	43,988.27
FUND TOTALS	43,988.27	.00	.00	43,988.27
2018 805 FEMA - DEC 2015 STORM	470.66	.00	.00	470.66
CASH	.00	.00	.00	.00
TIME DEPOSIT ON ACCOUNT	470.66	.00	.00	470.66
FUND TOTALS	470.66	.00	.00	470.66
2018 806 FEMA APRIL 2016 STORM	.00	.00	.00	.00
CASH	.00	.00	.00	.00
TIME DEPOSIT ON ACCOUNT	.00	.00	.00	.00
FUND TOTALS	.00	.00	.00	.00
GRAND TOTALS	6,791,697.03	12,885,998.05	7,194,751.60	12,482,943.52

ACCOUNT NUMBER	ACCOUNT NAME	DATE	AMOUNT	OLD BUDGET AMOUNT	AMENDED BUDGET AMOUNT	AMOUNT OF CHANGE	DESCRIPTION	CLK
2018 010-371-100	OTHER MISC. REVENUE	01/10/2018	180025	24,000.00-	24,437.50-	437.50-	PROVIDE FUNDS FOR HEALTHY C	SH
			TOTAL AMENDMENTS	1	TOTAL CHANGES	437.50-		
2018 010-400-483	BONDING	11/30/2017	180018	.00	296.92	296.92	TO COVER EXPENSES	KE
			TOTAL AMENDMENTS	1	TOTAL CHANGES	296.92		
2018 010-402-495	MISCELLANEOUS EXPE	01/10/2018	180025	700.00	1,137.50	437.50	PROVIDE FUNDS FOR HEALTHY C	SH
			TOTAL AMENDMENTS	1	TOTAL CHANGES	437.50		
2018 010-409-495	MISCELLANEOUS EXPENDITURES - NON DEPARTMENT	11/30/2017	180018	1,000.00	406.16	593.84-	TO COVER EXPENSES	KE
			TOTAL AMENDMENTS	1	TOTAL CHANGES	593.84-		
2018 010-445-483	BONDING EXPENDITURES - COUNTY COURT AT	11/30/2017	180018	.00	296.92	296.92	TO COVER EXPENSES	KE
			TOTAL AMENDMENTS	1	TOTAL CHANGES	296.92		
2018 010-499-311	POSTAGE	12/14/2017	180021	8,000.00	7,000.00	1,000.00-	LINE ITEM TRANSFER	SH
2018 010-499-428	TRAVEL	12/14/2017	180021	500.00	1,000.00	500.00	LINE ITEM TRANSFER	SH
2018 010-499-495	MISCELLANEOUS EXPENDITURES - TAX COLLECTOR	12/14/2017	180021	300.00	800.00	500.00	LINE ITEM TRANSFER	SH
			TOTAL AMENDMENTS	3	TOTAL CHANGES	.00		
2018 018-510-402	CONTRACT SERVICES EXPENDITURES - JUSTICE COURT	10/26/2017	180009	.00	2,000.00	2,000.00	INCREASE THE BUDGET	KE
			TOTAL AMENDMENTS	1	TOTAL CHANGES	2,000.00		
2018 021-390-804	TRN FROM VAN TORNA	12/14/2017	180024	.00	157,053.25-	157,053.25-	TRANSFER FUNDS FROM FEMA PC	SH
			TOTAL AMENDMENTS	1	TOTAL CHANGES	157,053.25-		
2018 021-621-335	ROAD & BRIDGE MATE EXPENDITURES - R & B PCT.1	12/14/2017	180024	550,000.00	707,053.25	157,053.25	TRANSFER FUNDS FROM FEMA PC	SH
			TOTAL AMENDMENTS	1	TOTAL CHANGES	157,053.25		
2018 022-370-100	ROAD DAMAGE PAYMEN	11/16/2017	180014	.00	308,550.00-	308,550.00-	AMEND FY2018 BUDGET FOR ROA	KE
			TOTAL AMENDMENTS	1	TOTAL CHANGES	308,550.00-		
2018 022-390-804	TRN FROM VAN TORNA	12/14/2017	180023	.00	2,406.51-	2,406.51-	TRANSFER FUNDS FROM FEMA FU	SH
			TOTAL AMENDMENTS	1	TOTAL CHANGES	2,406.51-		
2018 022-622-335	ROAD & BRIDGE MATE	11/16/2017	180014	1,056,000.00	1,364,550.00	308,550.00	AMEND FY2018 BUDGET FOR ROA	KE
2018 022-622-335	ROAD & BRIDGE MATE	01/10/2018	180026	.00	1,344,550.00	20,000.00-	PROVIDE FUNDS FOR REPAIR ON	SH
2018 022-622-336	FEMA VAN TORNADO	10/04/2017	180007	.00	113,750.22	113,750.22	INCREASE THE BUDGET	KE
2018 022-622-337	FEMA VAN TORNADO	12/14/2017	180023	113,750.22	116,156.73	2,406.51	TRANSFER FUNDS FROM FEMA FU	SH
2018 022-622-337	FEMA DEC 2015 STOR	10/04/2017	180007	.00	83,610.67	83,610.67	INCREASE THE BUDGET	KE
2018 022-622-451	REPAIR & MAINT.	01/10/2018	180026	20,000.00	40,000.00	20,000.00	PROVIDE FUNDS FOR REPAIR ON	SH
			TOTAL AMENDMENTS	6	TOTAL CHANGES	508,317.40		
2018 024-380-200	FINANCING ISSURANC	11/02/2017	180013	.00	109,088.00-	109,088.00-	INCREASE R&B PCT 4 FY 2018	FT
			TOTAL AMENDMENTS	1	TOTAL CHANGES	109,088.00-		
2018 024-390-804	TRN FROM VAN TORNA	12/14/2017	180022	.00	7,121.25-	7,121.25-	TRANSFER FUNDS FROM FEMA FU	SH
2018 024-390-806	TRN FRM APR 2016 S	12/14/2017	180022	.00	285,635.94-	285,635.94-	TRANSFER FUNDS FROM FEMA FU	SH
			TOTAL AMENDMENTS	2	TOTAL CHANGES	292,757.19-		
2018 024-624-335	ROAD & BRIDGE MATE	11/02/2017	180012	250,000.00	248,400.00	1,600.00-	LINE ITEM TRANSFERS	FT
2018 024-624-335	ROAD & BRIDGE MATE	11/02/2017	180012	248,400.00	247,950.00	450.00-	LINE ITEM TRANSFERS	FT
2018 024-624-336	FEMA VAN TORNADO	12/14/2017	180022	48,800.00	55,921.25	7,121.25	TRANSFER FUNDS FROM FEMA FU	SH
2018 024-624-336	FEMA APR 2016 STOR	11/02/2017	180012	.00	285,635.94	285,635.94	TRANSFER FUNDS FROM FEMA FU	SH
2018 024-624-339	UNIFORMS	11/02/2017	180012	4,250.00	4,700.00	450.00	LINE ITEM TRANSFERS	FT

ACCOUNT NUMBER	ACCOUNT NAME	DATE	AMDT NUMBER	OLD BUDGET AMOUNT	AMENDED BUDGET AMOUNT	AMOUNT OF CHANGE	DESCRIPTION	CLK
2018 024-624-483	BONDING	11/02/2017	180012	2,400.00	2,400.00	0.00	LINE ITEM TRANSFERS	FT
2018 024-624-495	MISCELLANEOUS EXPE	11/02/2017	180012	4,000.00	4,000.00	0.00	LINE ITEM TRANSFERS	FT
2018 024-624-589	EQUIPMENT PAYMENTS	11/02/2017	180013	22,825.00	22,825.00	0.00	INCREASE REB PCT 4 FY 2018	FT
	PCT.4			TOTAL AMENDMENTS	315,582.19			
2018 056-409-495	MISCELLANEOUS EXPE	11/02/2017	180011	3,100.00	3,100.00	0.00	INCREASE COUNTY RECORDS FND	FT
	CTY RECORDS FND			TOTAL AMENDMENTS	3,100.00			
2018 132-352-400	GRANT PROCEEDS	11/30/2017	180016	69,350.00	69,350.00	0.00	ESTABLISH BUDGETS FOR BODY	KE
	GRANT PROCEEDS	12/14/2017	180020	97,860.06	28,510.06	-69,350.00	ESTABLISH BUDGET FOR THERMA	SH
				TOTAL AMENDMENTS	97,860.06			
2018 132-367-000	GENERAL DONATION V	11/02/2017	180010	3,800.00	3,800.00	0.00	INCREASE SHERIFF BUDGET FOR	FT
	GENERAL DONATION V	11/30/2017	180017	7,600.00	3,800.00	-3,800.00	INCREASE BUDGET FOR K-9 DON	KE
	GENERAL DONATION V	11/30/2017	180017	3,800.00	3,800.00	0.00	VOID B/A #17 - DUPLICATE OF	SH
				TOTAL AMENDMENTS	3,800.00			
2018 132-380-200	FINANCING ISSURANC	12/13/2017	180019	150,000.00	543,902.85	393,902.85	ESTABLISH ADD. BUDGET-VEHIC	KE
				TOTAL AMENDMENTS	150,000.00			
2018 132-560-337	LAW ENFORCEMENT SU	11/02/2017	180010	10,000.00	13,800.00	3,800.00	INCREASE SHERIFF BUDGET FOR	FT
	LAW ENFORCEMENT SU	11/30/2017	180017	13,800.00	17,600.00	3,800.00	INCREASE BUDGET FOR K-9 DON	KE
	LAW ENFORCEMENT SU	11/30/2017	180017	17,600.00	13,800.00	-3,800.00	VOID B/A #17 - DUPLICATE OF	SH
	EQUIPMENT PURCHASE	11/30/2017	180016	5,000.00	69,350.00	64,350.00	ESTABLISH BUDGETS FOR BODY	KE
	EQUIPMENT PURCHASE	12/13/2017	180020	74,350.00	28,510.06	-45,840.00	ESTABLISH BUDGET FOR THERMA	SH
	SHERIFF'S AUTO PUR	12/13/2017	180019	150,000.00	543,902.85	393,902.85	ESTABLISH ADD. BUDGET-VEHIC	KE
	SHERIFF OFFICE			TOTAL AMENDMENTS	495,562.91			
2018 540-344-101	PRE TRIAL FEES	10/04/2017	180001	48,391.00	48,391.00	0.00	RECORD BUDGET FIGURES	KE
	DRUG TESTING	10/04/2017	180001	1,000.00	1,000.00	0.00	RECORD BUDGET FIGURES	KE
	GPS/ELM	10/04/2017	180001	13,000.00	13,000.00	0.00	RECORD BUDGET FIGURES	KE
				TOTAL AMENDMENTS	62,391.00			
2018 540-570-103	SALARIES - EMPLOYE	10/04/2017	180001	22,525.00	22,525.00	0.00	RECORD BUDGET FIGURES	KE
	SALARIES - EXTRA H	10/04/2017	180001	3,623.00	3,623.00	0.00	RECORD BUDGET FIGURES	KE
	SOCIAL SECURITY TA	10/04/2017	180001	2,000.00	2,000.00	0.00	RECORD BUDGET FIGURES	KE
	GROUP INSURANCE	10/04/2017	180001	7,000.00	7,000.00	0.00	RECORD BUDGET FIGURES	KE
	RETIREMENT CONTRIB	10/04/2017	180001	2,029.00	2,029.00	0.00	RECORD BUDGET FIGURES	KE
	UNEMPLOYMENT INSUR	10/04/2017	180001	2,282.00	2,282.00	0.00	RECORD BUDGET FIGURES	KE
	SUPPLIES	10/04/2017	180001	6,102.00	6,102.00	0.00	RECORD BUDGET FIGURES	KE
	CONTRACT SERVICES	10/04/2017	180001	18,830.00	18,830.00	0.00	RECORD BUDGET FIGURES	KE
				TOTAL AMENDMENTS	62,391.00			
2018 541-333-101	STATE AID - SUBSERV	10/04/2017	180006	149,381.00	149,381.00	0.00	RECORD BUDGET FIGURES	KE
	SAPPF PAYMENTS	10/04/2017	180006	2,500.00	2,500.00	0.00	RECORD BUDGET FIGURES	KE
				TOTAL AMENDMENTS	151,881.00			
2018 541-344-100	PROBATION FEES	10/04/2017	180006	395,208.00	395,208.00	0.00	RECORD BUDGET FIGURES	KE
	DRUG TESTING	10/04/2017	180006	21,000.00	21,000.00	0.00	RECORD BUDGET FIGURES	KE
	GLOBAL POSITIONING	10/04/2017	180006	2,880.00	2,880.00	0.00	RECORD BUDGET FIGURES	KE
	POLYGRAPH FEE	10/04/2017	180006	700.00	700.00	0.00	RECORD BUDGET FIGURES	KE
				TOTAL AMENDMENTS	419,788.00			
2018 541-360-100	DEPOSITORY INTERES	10/04/2017	180006	150.00	150.00	0.00	RECORD BUDGET FIGURES	KE
				TOTAL AMENDMENTS	150.00			

ACCOUNT NUMBER	ACCOUNT NAME	DATE	AMDMT NUMBER	OLD BUDGET AMOUNT	AMENDED BUDGET AMOUNT	AMOUNT OF CHANGE	DESCRIPTION	CLK
2018 541-570-102	SALARY-CHIEF PROBA	10/04/2017	180006	.00	82,800.00	82,800.00	RECORD BUDGET FIGURES	KE
2018 541-570-103	SALARIES - EMPLOYE	10/04/2017	180006	.00	296,538.00	296,538.00	RECORD BUDGET FIGURES	KE
2018 541-570-201	SOCIAL SECURITY TA	10/04/2017	180006	.00	29,019.00	29,019.00	RECORD BUDGET FIGURES	KE
2018 541-570-203	RETIREMENT CONTRIB	10/04/2017	180006	.00	29,437.00	29,437.00	RECORD BUDGET FIGURES	KE
2018 541-570-206	UNEMPLOYMENT INSUR	10/04/2017	180006	.00	4,097.00	4,097.00	RECORD BUDGET FIGURES	KE
2018 541-570-310	SUPPLIES/OPERATION	10/04/2017	180006	.00	18,250.00	18,250.00	RECORD BUDGET FIGURES	KE
2018 541-570-408	CONTRACT SERVICES	10/04/2017	180006	.00	13,855.00	13,855.00	RECORD BUDGET FIGURES	KE
2018 541-570-419	PROFESSIONAL FEES	10/04/2017	180006	.00	25,121.00	25,121.00	RECORD BUDGET FIGURES	KE
2018 541-570-420	TELEPHONE - UTILIT	10/04/2017	180006	.00	3,875.00	3,875.00	RECORD BUDGET FIGURES	KE
2018 541-570-428	FURNISHED TRAVEL	10/04/2017	180006	.00	8,250.00	8,250.00	RECORD BUDGET FIGURES	KE
2018 541-570-572	EQUIPMENT	10/04/2017	180006	.00	5,500.00	5,500.00	RECORD BUDGET FIGURES	KE
2018 541-570-572	SUPERVISION	10/04/2017	180006	.00	8,100.00	8,100.00	RECORD BUDGET FIGURES	KE
			TOTAL AMENDMENTS	12	842.00	524,842.00		
2018 541-700-543	TRANSFER TO HIGH R	10/04/2017	180006	.00	12,516.00	12,516.00	RECORD BUDGET FIGURES	KE
2018 541-700-559	TRANSFER TO MENTAL	10/04/2017	180006	.00	34,461.00	34,461.00	RECORD BUDGET FIGURES	KE
			TOTAL AMENDMENTS	2	46,977.00	46,977.00		
2018 542-344-101	CIVIL REVENUE	10/04/2017	180002	.00	21,143.00	21,143.00	RECORD BUDGET FIGURES	KE
			TOTAL AMENDMENTS	1	21,143.00	21,143.00		
2018 542-570-103	SALARIES	10/04/2017	180002	.00	6,717.00	6,717.00	RECORD BUDGET FIGURES	KE
2018 542-570-107	EXTRA HELP	10/04/2017	180002	.00	3,623.00	3,623.00	RECORD BUDGET FIGURES	KE
2018 542-570-201	SOCIAL SECURITY TA	10/04/2017	180002	.00	7,791.00	7,791.00	RECORD BUDGET FIGURES	KE
2018 542-570-202	GROUPE INSURANCE	10/04/2017	180002	.00	2,581.00	2,581.00	RECORD BUDGET FIGURES	KE
2018 542-570-203	RETIREMENT CONTRIB	10/04/2017	180002	.00	802.00	802.00	RECORD BUDGET FIGURES	KE
2018 542-570-206	UNEMPLOYMENT	10/04/2017	180002	.00	112.00	112.00	RECORD BUDGET FIGURES	KE
2018 542-570-310	OFFICE SUPPLIES	10/04/2017	180002	.00	6,517.00	6,517.00	RECORD BUDGET FIGURES	KE
			TOTAL AMENDMENTS	7	21,143.00	21,143.00		
2018 543-333-103	STATE AID - SUBSTA	10/04/2017	180004	.00	29,931.00	29,931.00	RECORD BUDGET FIGURES	KE
			TOTAL AMENDMENTS	1	29,931.00	29,931.00		
2018 543-390-541	TRANSFER FROM SUP	10/04/2017	180004	.00	12,516.00	12,516.00	RECORD BUDGET FIGURES	KE
			TOTAL AMENDMENTS	1	12,516.00	12,516.00		
2018 543-573-103	SALARIES - EMPLOYE	10/04/2017	180004	.00	36,246.00	36,246.00	RECORD BUDGET FIGURES	KE
2018 543-573-201	SOCIAL SECURITY TA	10/04/2017	180004	.00	2,773.00	2,773.00	RECORD BUDGET FIGURES	KE
2018 543-573-203	RETIREMENT CONTRIB	10/04/2017	180004	.00	2,813.00	2,813.00	RECORD BUDGET FIGURES	KE
2018 543-573-206	UNEMPLOYMENT INSUR	10/04/2017	180004	.00	391.00	391.00	RECORD BUDGET FIGURES	KE
2018 543-573-419	PROFESSIONAL FEES	10/04/2017	180004	.00	224.00	224.00	RECORD BUDGET FIGURES	KE
			TOTAL AMENDMENTS	5	42,447.00	42,447.00		
2018 544-333-104	STATE AID - OFFEND	10/04/2017	180003	.00	53,330.00	53,330.00	RECORD BUDGET FIGURES	KE
			TOTAL AMENDMENTS	1	53,330.00	53,330.00		
2018 544-574-103	SALARIES-EMPLOYEES	10/04/2017	180003	.00	45,437.00	45,437.00	RECORD BUDGET FIGURES	KE
2018 544-574-201	SOCIAL SECURITY TA	10/04/2017	180003	.00	3,476.00	3,476.00	RECORD BUDGET FIGURES	KE
2018 544-574-203	RETIREMENT CONTRIB	10/04/2017	180003	.00	3,526.00	3,526.00	RECORD BUDGET FIGURES	KE
2018 544-574-206	UNEMPLOYMENT INSUR	10/04/2017	180003	.00	491.00	491.00	RECORD BUDGET FIGURES	KE
2018 544-574-419	PROFESSIONAL FEES	10/04/2017	180003	.00	400.00	400.00	RECORD BUDGET FIGURES	KE
			TOTAL AMENDMENTS	5	53,330.00	53,330.00		
2018 546-582-102	SALARY EMPLOYEE	11/30/2017	180015	18,298.00	15,604.00	2,694.00-	LINE ITEM TRANSFER	KE
2018 546-582-427	TRAINING	11/30/2017	180015	1,500.00	4,194.00	2,694.00	LINE ITEM TRANSFER	KE

ACCOUNT NUMBER	ACCOUNT NAME	DATE	AMDT NUMBER	OLD BUDGET AMOUNT	AMOUNT OF CHANGE	DESCRIPTION	CLK
EXPENDITURES - JUV LOCAL							
2018 547-581-414	MH COUNSELING - R	10/11/2017	180008	8,928.00	538.00-	LINE ITEM TRANSFER	KE
2018 547-581-414	MH COUNSELING - R	10/11/2017	180008	8,390.00	1,928.00-	LINE ITEM TRANSFER	KE
2018 547-581-432	PSYCHOLOGICAL -R A	10/11/2017	180008	1,928.00	1,928.00	LINE ITEM TRANSFER	KE
EXPENDITURES - TJCP PROBATION							
2018 559-333-103	STATE AID - MENTAL	10/04/2017	180005	34,473.00-	34,473.00-	RECORD BUDGET FIGURES	KE
TOTAL AMENDMENTS 2 TOTAL CHANGES .00							
2018 559-390-541	TRANSFER FROM SUPE	10/04/2017	180005	34,461.00-	34,461.00-	RECORD BUDGET FIGURES	KE
TOTAL AMENDMENTS 1 TOTAL CHANGES 1.00							
2018 559-570-103	SALARIES - EMPLOYE	10/04/2017	180005	58,953.00	58,953.00	RECORD BUDGET FIGURES	KE
2018 559-570-201	SOCIAL SECURITY	10/04/2017	180005	4,510.00	4,510.00	RECORD BUDGET FIGURES	KE
2018 559-570-203	RETIREMENT CONTRIB	10/04/2017	180005	4,575.00	4,575.00	RECORD BUDGET FIGURES	KE
2018 559-570-206	UNEMPLOYMENT INSUR	10/04/2017	180005	637.00	637.00	RECORD BUDGET FIGURES	KE
2018 559-570-419	PROFESSIONAL FEES	10/04/2017	180005	259.00	259.00	RECORD BUDGET FIGURES	KE
EXPENDITURES - MENTAL IMPAIRME							
2018 804-330-114	DISASTER RELIEF-FE	12/14/2017	180022	7,121.25-	7,121.25-	TRANSFER FUNDS FROM FEMA FU SH	SH
2018 804-330-114	DISASTER RELIEF-FE	12/14/2017	180023	9,527.76-	2,406.51-	TRANSFER FUNDS FROM FEMA FU SH	SH
2018 804-330-114	DISASTER RELIEF-FE	12/14/2017	180024	166,581.01-	157,053.25-	TRANSFER FUNDS FROM FEMA PC SH	SH
TOTAL AMENDMENTS 3 TOTAL CHANGES 3							
2018 804-700-021	TRANSFER TO RB #1	12/14/2017	180024	157,053.25	157,053.25	TRANSFER FUNDS FROM FEMA PC SH	SH
2018 804-700-022	TRANSFER TO RB #2	12/14/2017	180023	2,406.51	2,406.51	TRANSFER FUNDS FROM FEMA FU SH	SH
2018 804-700-024	TRANSFER TO RB #4	12/14/2017	180022	7,121.25	7,121.25	TRANSFER FUNDS FROM FEMA FU SH	SH
TOTAL AMENDMENTS 3 TOTAL CHANGES 166,581.01							
2018 806-330-114	DISASTER RELIEF -	12/14/2017	180022	285,635.94-	285,635.94-	TRANSFER FUNDS FROM FEMA FU SH	SH
TOTAL AMENDMENTS 1 TOTAL CHANGES 1							
2018 806-700-024	TRANSFER TO R & B	12/14/2017	180022	285,635.94	285,635.94	TRANSFER FUNDS FROM FEMA FU SH	SH
TOTAL AMENDMENTS 1 TOTAL CHANGES 1							



P.O. Box 3188 • Longview, Texas 75606 • 903-237-5500
 MEMBER FDIC
 EQUAL HOUSING LENDER

Return Service Requested

Date 1/31/18
 PRIMARY ACCOUNT
 ENCLOSURES
 Page 1
 1910512
 439



TXBT
 TREASURER OF VAN ZANDT COUNTY
 FINANCIAL CLEARING
 121 E DALLAS RM 101
 CANTON TX 75103-1496

C H E C K I N G A C C O U N T

PUBLIC FUNDS CHECKING
 ACCOUNT NUMBER 1910512
 PREVIOUS BALANCE 1,983,008.54
 27 DEPOSITS 7,111,995.01
 461 CHECKS/DEBITS 7,036,091.42
 SERVICE CHARGE .00
 INTEREST PAID .00
 CURRENT BALANCE 2,058,912.13

NUMBER OF ENCLOSURES 439
 Statement Dates 1/01/18 thru 1/31/18
 DAYS IN STATEMENT PERIOD 31
 AVERAGE LEDGER 2,502,153.42
 AVERAGE COLLECTED 2,493,490.15

D E P O S I T S A N D O T H E R C R E D I T S

Date	Description	Amount
1/03	PAY VZ CO APPRAISAL	420,430.50
1/03	PAY VZ CO APPRAISAL	2,514,227.15
1/04	INV-PAYMTS FAMILY PROCT SV	1,337.98
1/05	DEPOSIT	28,033.04
1/05	DEPOSIT	34,966.54
1/09	MISC PAY 015 TREAS 310	441.66
1/12	CCD 756001190150700	1,910.03
1/12	INV-PAYMTS TX AGRICULTURE	675.00
1/12	DEPOSIT	170,176.86
1/18	PAY VZ CO APPRAISAL	196,641.82
1/18	PAY VZ CO APPRAISAL	1,230,518.28
1/19	INV-PAYMTS CPA STATE FISCAL	10,919.14
1/19	INV-PAYMTS GOVERNOR FISCAL	13,188.32
1/19	DEPOSIT	452.00
1/19	DEPOSIT	49,269.07
1/22	MISC PAY 015 TREAS 310	2,095.76
	CCD 756001190151800	

TXBT-025-012160-001-024-180201 012226 X02
 75103149626



012226

NOTICE: SEE REVERSE SIDE FOR IMPORTANT INFORMATION



TREASURER OF VAN ZANDT COUNTY
 FINANCIAL CLEARING
 121 E DALLAS RM 101
 CANTON TX 75103

PUBLIC FUNDS CHECKING 1910512 (continued)

DEBITS AND OTHER CREDITS

Date	Description	Amount
1/24	MISC PAY 015 TREAS 310	2,008.73
1/24	CCD 756001190151800	43,842.00
1/24	INV-PAYMTS JUVENILE JUSTICE	43,842.00
1/25	DEPOSIT	284,741.79
1/26	INV-PAYMTS COMP JUDICIARY	326.54
1/26	INV-PAYMTS GOVERNOR FISCAL	9,692.28
1/26	INV-PAYMTS GOVERNOR FISCAL	28,000.00
1/29	PAY VZ CO APPRAISAL	294,667.26
1/29	PAY VZ CO APPRAISAL	1,724,175.72
1/30	INV-PAYMTS TX AGRICULTURE	4,827.00
1/30	DEPOSIT	42,925.54
1/31	INV-PAYMTS TX DPT CRIML JST	1,505.00
1/31	CTX	

WITHDRAWALS AND OTHER DEBITS

Date	Description	Amount
1/02	CHILDSUPP Texas SDU	214.62-
1/03	CCD 17363000568614	6,719.44-
1/03	INSURANCE AFLAC	
1/03	CCD 0XH48430495	
1/05	RE: LOCATION# 78331	
1/05	ACCT# 234010001 PIN# 109165	2,500,000.00-
1/05	WIRE TRANSFER DEBIT	
1/05	TEX POOL	
1/05	Transf to Debt Services	144,739.47-
1/05	12/16-12/31/2017	
1/08	confirmation number 105180411	
1/08	Transf to Jury Clearing	440.00-
1/08	Jury checks	
1/08	confirmation number 108180593	



TREASURER OF VAN ZANDT COUNTY
 FINANCIAL CLEARING
 121 E DALLAS RM 101
 CANTON TX 75103

PUBLIC FUNDS CHECKING 1910512 (continued)

WITHDRAWALS AND OTHER DEBITS

Date	Description	Amount
1/26	CHILDSUPP Texas SDU CCD 180250000592558 Payment ATT \TEL	279.39-
1/26	Transf to Jury Clearing	740.00-
1/29	Jury checks confirmation number 129180581 Transf to Debt services 1/1-1/12/2018	71,074.07-
1/29	confirmation number 129180742 Transf to Debt services 1/13-1/24/2018	99,161.75-
1/29	INVESTMENT BFDS confirmation number 129180744 CCD 612134000180124 RE: LOCATION #78331 ACCOUNT 2340100001 PIN #109165 WIRE TRANSFER DEBIT TEX POOL	2,500,000.00-
1/30	INSURANCE AFLAC CCD 0XH48899646	6,590.86-

CHECKS IN NUMERICAL ORDER

Date	check No	Amount	Date	Check No	Amount
1/11	58525	127.69	1/02	60046*	600.53
1/10	59710*	66.45	1/02	60048*	1,206.06
1/16	59781*	8.96	1/03	60052*	2,672.12
1/02	59802*	900.00	1/12	60053	600.53
1/29	59930*	132.50	1/12	60063*	100.00
1/22	59931	3.60	1/25	60075*	600.53
1/08	59934*	150.00	1/02	60094*	990.00
1/18	59994*	21.75	1/29	60099*	102.50
1/02	60007*	201.00	1/02	60103*	25.00
1/04	60015*	650.00	1/03	60115*	109,581.90
1/02	60017*	600.53	1/02	60135*	9.10
1/02	60042*	296.00	1/03	60139*	49.95

* Indicates break in check number sequence



TREASURER OF VAN ZANDT COUNTY
 FINANCIAL CLEARING
 121 E DALLAS RM 101
 CANTON TX 75103

PUBLIC FUNDS CHECKING

1910512 (continued)

Check No	Date	Amount	Check No	Date	Amount
60234	1/02	3,686.23	60283	1/05	416.83
60236*	1/08	1,971.48	60285*	1/17	65.00
60238*	1/04	495.00	60286	1/04	30.93
60240*	1/02	4,641.88	60287	1/03	72.27
60241	1/02	376.69	60288	1/04	100.00
60242	1/05	84.58	60289	1/12	1,365.00
60243	1/04	800.00	60290	1/03	4,600.00
60244	1/11	350.00	60291	1/12	24.53
60246*	1/03	596.10	60292	1/04	628.00
60247	1/02	731.80	60293	1/03	1,489.13
60248	1/05	1,435.06	60294	1/03	50.00
60249	1/04	44.67	60296*	1/04	538.54
60253*	1/05	295.00	60297	1/02	5.26
60254	1/03	36.00	60298	1/02	82.14
60255	1/09	35.00	60299	1/04	647.50
60256	1/05	35.00	60300	1/11	200.00
60257	1/04	200.00	60301	1/08	141.90
60258	1/03	140.92	60302	1/03	129.13
60259	1/04	3,360.76	60303	1/03	1,163.00
60260	1/02	59.30	60304	1/05	393.69
60261	1/04	130.00	60305	1/04	50.00
60262	1/10	16.52	60306	1/18	.47
60263	1/02	98.98	60307	1/08	717.60
60264	1/04	575.69	60308	1/05	3,187.50
60265	1/08	538.62	60309	1/05	314.14
60266	1/03	366.52	60310	1/05	112.33
60268*	1/03	722.53	60311	1/05	169.80
60269	1/05	100.00	60312	1/05	106.60
60270	1/05	914.98	60313	1/09	112.76
60271	1/04	17.39	60314	1/10	47.25
60272	1/05	180.00	60315	1/10	821.24
60273	1/03	5,321.38	60316	1/10	2,064.76
60274	1/11	2,225.00	60317	1/10	201.61
60275	1/05	189.69	60318	1/10	2,511.28
60277*	1/04	290.79	60319	1/03	120,794.98
60278	1/04	120.00	60320	1/09	116.00
60279	1/10	70.00	60321	1/30	66.41
60280	1/16	34.00	60322	1/30	49.95
60282*	1/02	50.09	60324*	1/30	23.88

* Indicates break in check number sequence

CHECKS IN NUMERICAL ORDER

Amount



TREASURER OF VAN ZANDT COUNTY
 FINANCIAL CLEARING
 121 E DALLAS RM 101
 CANTON TX 75103

PUBLIC FUNDS CHECKING

1910512 (continued)

Date 1/31/18
 PRIMARY ACCOUNT
 ENCLOSURES
 Page 8
 1910512
 439

CHECKS IN NUMERICAL ORDER

Date	check No	Amount	Date	check No	Amount
1/23	60414*	347.38	1/17	60455	792.27
1/18	60415	2,620.50	1/29	60456	21.80
1/31	60416	600.53	1/23	60457	129.49
1/17	60417	500.00	1/25	60458	1,000.00
1/26	60418	1,250.00	1/26	60459	500.00
1/29	60419	3,436.00	1/19	60460	600.53
1/11	60420	4,446.18	1/19	60461	561.64
1/29	60421	1,500.00	1/11	60462	6,080.00
1/23	60422	7,565.00	1/22	60464*	29.99
1/17	60423	695.75	1/18	60465	49.95
1/19	60424	240.10	1/16	60466	324.69
1/22	60425	4,100.00	1/17	60467	46.43
1/18	60426	29.20	1/22	60468	49.35
1/16	60427	48.80	1/19	60469	37.03
1/12	60428	5.33	1/19	60470	23.40
1/16	60429	9,000.00	1/23	60471	1,149.00
1/23	60430	750.00	1/18	60472	96.40
1/19	60431	500.00	1/30	60473	200.00
1/16	60432	106.65	1/19	60474	79.00
1/18	60433	95.61	1/17	60475	1,053.90
1/23	60434	390.00	1/17	60476	69.76
1/23	60435	33.60	1/19	60477	96.00
1/23	60436	168.97	1/19	60478	229.35
1/22	60437	180.00	1/23	60479	704.23
1/22	60438	155.00	1/25	60480	35.00
1/18	60439	52,761.30	1/19	60481	885.00
1/19	60440	159.00	1/19	60482	270.72
1/23	60441	228.15	1/16	60484*	94.31
1/10	60442	1,792.80	1/19	60485	298.00
1/22	60444*	600.00	1/18	60486	.18
1/22	60445	7.00	1/19	60487	32,125.00
1/17	60446	63.96	1/18	60488	18,464.62
1/19	60447	25.00	1/23	60489	112.76
1/19	60448	7,002.37	1/12	60490	60,397.49
1/30	60449	3,120.00	1/12	60491	28.96
1/17	60450	8,207.00	1/29	60492	5,000.00
1/22	60451	150.74	1/26	60494*	1,706.24
1/19	60452	6,000.00	1/31	60495	149.23
1/19	60454*	525.00	1/31	60497*	222.20

* Indicates break in check number sequence



TREASURER OF VAN ZANDT COUNTY
 FINANCIAL CLEARING
 121 E DALLAS RM 101
 CANTON TX 75103

PUBLIC FUNDS CHECKING

1910512 (continued)

Date 1/31/18
 PRIMARY ACCOUNT
 ENCLOSURES
 Page 10
 1910512
 439

CHECKS IN NUMERICAL ORDER

Date	Check No	Amount	Date	Check No	Amount
1/30	60621	50.00	1/30	60636	2,054.76
1/29	60622	35.63	1/30	60637	201.61
1/29	60623	428.75	1/31	60638	112.33
1/30	60625*	283.00	1/30	60639	2,570.88
1/31	60626	758.00	1/31	60640	169.80
1/30	60629*	1,059.03	1/30	60642*	119,533.10
1/31	60632*	120.00	1/25	60644*	59,766.55
1/30	60634*	47.25	1/25	60645	28.96
1/30	60635	797.50			

* Indicates break in check number sequence

DAILY BALANCE INFORMATION

Date	Balance	Date	Balance	Date	Balance
1/01	1,983,008.54	1/11	1,713,530.83	1/24	2,711,817.49
1/02	1,959,703.37	1/12	1,748,992.99	1/25	2,869,477.06
1/03	4,625,387.42	1/16	1,733,226.09	1/26	2,902,476.41
1/04	4,597,477.45	1/17	1,710,201.75	1/29	4,731,498.34
1/05	1,993,704.91	1/18	2,891,524.93	1/30	2,078,915.19
1/08	1,945,920.71	1/19	2,888,674.07	1/31	2,058,912.13
1/09	1,934,745.21	1/22	2,879,577.56		
1/10	1,927,153.30	1/23	2,864,140.66		

END OF STATEMENT

TexPool Participant Services
 C/O Federated Investors Inc.
 1001 Texas Avenue, Suite 1400
 Houston, TX 77002



Participant Statement

Statement Period 01/01/2018 - 01/31/2018

Customer Service 1-866-TEX-POOL
 Location ID 000078331
 Investor ID 000009623

Page 1 of 2

VAN ZANDT COUNTY
 FINANCIAL CLEARING FUND
 ATTN TERI PRUITT
 121 E DALLAS ST STE 101
 CANTON TX 75103-1496

TexPool Update

Did you know that you can make payments directly to your Vendors without completing a Special Wire Instruction Form? Use the Vendor Payment Instructions Form to add a Vendor to your account today! Contact TexPool Participant Services to learn more!

TexPool Summary

Pool Name	Beginning Balance	Deposits	Withdrawals	Total Interest	Current Balance	Average Balance
Texas Local Government Investment Pool	\$4,099,408.29	\$5,000,000.00	\$0.00	\$7,111.71	\$9,106,515.00	\$6,438,342.38
Total Dollar Value	\$4,099,408.29	\$5,000,000.00	\$0.00	\$7,111.71	\$9,106,515.00	

Portfolio Value

Pool Name	Pool/Account	Market Value (01/01/2018)	Share Price (01/31/2018)	Shares Owned (01/31/2018)	Market Value (01/31/2018)
Texas Local Government Investment Pool	449/2340100001	\$4,099,408.29	\$1.00	9,106,515.0000	\$9,106,515.00
Total Dollar Value		\$4,099,408.29			\$9,106,515.00

Interest Summary

Pool Name	Pool/Account	Month-to-Date Interest	Year-to-Date Interest
Texas Local Government Investment Pool	449/2340100001	\$7,111.71	\$7,111.71
Total		\$7,111.71	\$7,111.71




Transaction Detail

Texas Local Government Investment Pool

Participant: VAN ZANDT COUNTY

Pool/Account: 449/2340100001

Transaction Settlement Date	Transaction Description	Transaction Dollar Amount	Share Price	Shares This Transaction Owned
01/01/2018	BEGINNING BALANCE	\$4,099,403.29	\$1.00	4,099,403.290
01/05/2018	TRANSFER DEPOSIT	\$2,500,000.00	\$1.00	6,599,403.290
01/30/2018	TRANSFER DEPOSIT	\$2,500,000.00	\$1.00	9,099,403.290
01/31/2018	MONTHLY POSTING	\$7,111.71	\$1.00	9,106,515.000
Account Value as of 01/31/2018		\$9,106,515.00	\$1.00	9,106,515.000



Summary Statement
January 2018



Van Zandt County

121 East Dallas Street, Room 101
Canton, TX 75103
U.S.A.

TXCLASS

Average Monthly Yield: 1.56%

Month End Balance	Average Daily Balance	Income Earned YTD	Income Earned	Withdrawals	Contributions	Beginning Balance			
755,571.30	755,100.75	995.20	995.20	0.00	0.00	754,576.10	TX-01-0250-0001 FINANCIAL CLEARING	754,576.10	0.00
755,571.30	755,100.75	995.20	995.20	0.00	0.00	754,576.10	Total	754,576.10	0.00

Texas



Van Zandt County

121 East Dallas Street, Room 101
Canton, TX 75103
U.S.A.

TXCLASS TX-01-0250-0001

Summary

Beginning Balance	Contributions	Withdrawals	Income Earned	Average Daily Balance	Month End Balance
754,576.10	0.00	0.00	995.20	755,100.75	755,571.30

Transactions

Transaction Date	Transaction Description	Contributions & Income Earned	Withdrawals	Balance	Transaction Number
01/01/2018	Beginning Balance			754,576.10	
01/31/2018	Income Earned For The Period	995.20			
01/31/2018	Ending Balance			755,571.30	

Account Statement
January 2018

Daily Rates
January 2018



TXCLASS

Date	Dividend Rate	Daily Yield
01-Jan-18	0.000040653	1.49%
02-Jan-18	0.000040611	1.49%
03-Jan-18	0.000041296	1.51%
04-Jan-18	0.000041569	1.52%
05-Jan-18	0.000041789	1.53%
06-Jan-18	0.000041789	1.53%
07-Jan-18	0.000041789	1.53%
08-Jan-18	0.000042273	1.55%
09-Jan-18	0.000042239	1.55%
10-Jan-18	0.000042325	1.55%
11-Jan-18	0.000042589	1.56%
12-Jan-18	0.000042571	1.56%
13-Jan-18	0.000042571	1.56%
14-Jan-18	0.000042571	1.56%
15-Jan-18	0.000042571	1.56%
16-Jan-18	0.000042837	1.57%
17-Jan-18	0.000042916	1.57%
18-Jan-18	0.000042938	1.57%
19-Jan-18	0.000042937	1.57%
20-Jan-18	0.000042937	1.57%
21-Jan-18	0.000042937	1.57%
22-Jan-18	0.000042911	1.57%
23-Jan-18	0.000043000	1.57%
24-Jan-18	0.000043016	1.57%
25-Jan-18	0.000043027	1.57%
26-Jan-18	0.000043214	1.58%
27-Jan-18	0.000043214	1.58%
28-Jan-18	0.000043214	1.58%
29-Jan-18	0.000043207	1.58%
30-Jan-18	0.000043153	1.58%
31-Jan-18	0.000043427	1.59%