

Van Zandt County
Monthly Financial & Investment Report


Month Ending March 31, 2022

TO BE RECORDED IN THE APRIL 27, 2022 MINUTES

OF THE COMMISSIONERS' COURT

BY VAN ZANDT COUNTY CLERK.


SUBMITTED THIS THE 25th DAY OF APRIL 2022



Kenny Edwards, Treasurer

The Van Zandt County Commissioners' Court, having reviewed the Treasurer's Report as presented, having taken reasonable steps to ensure its accuracy, and based upon presentations of the Treasurer's Office, does hereby approve the Report, subject to the independent auditor's review and does further order that it be filed with the official minutes of this meeting. {LGC 114.026(c)}

In addition, the below signatures affirm that the Treasurers' Report complies with statutes as referenced. {LGC 114.026(d)}S



Don Kirkpatrick, Van Zandt County Judge




Chad LaPrade

Commissioner Precinct #1




Keith Pearson

Commissioner Precinct #3



Virgil Melton, Jr.

Commissioner Precinct #2



Tim West

Commissioner Precinct #4

COMBINED STATEMENT OF CASH POSITION FOR MARCH

FUND NAME	CHECKING ACCOUNT	CHECKING AMOUNT	TDOA ACCOUNT	TDOA AMOUNT	FUND TOTAL
2022 010 GENERAL FUND	FIN CLEAR AMERICAN CITY JURY	199,379.28-	TDOA MBIA	3,042,858.18	3,242,237.46
2022 012 RESERVE FUNDS	FIN CLEAR	3,411.00	TDOA MBIA	10,713,581.30	13,560,471.20
2022 015 SHERIFF CHAPTER 59 FORFEITURE FIN CLEAR AMERICAN	FIN CLEAR	5,431.44	TDOA MBIA	26,369.53	31,800.97
2022 016 DA FORFEITURE FUND	FIN CLEAR	2,463.45	TDOA MBIA		
	ESCROW #1	9,733.89			
	ESCROW #2	6,005.00			
	ESCROW #3	37,551.44			
	ESCROW #4	2,970.02			
	ESCROW #5	11,682.00			
	ESCROW #6	2,000.58			
	ESCROW #7	2,934.25			
	ESCROW #8	1,052.23			
	ESCROW #9	29,074.62			
	ESCROW #10	5,591.24			
	ESCROW #11				
	ESCROW #12				
	ESCROW #13				
	ESCROW #14				
	ESCROW #15				
	ESCROW #16				
	ESCROW #17				
	ESCROW #18				
	ESCROW #19				
	ESCROW #20				
	ESCROW #21				
	ESCROW #22				
	ESCROW #23				
	ESCROW #24				
	ESCROW #25				
	ESCROW #26				
	ESCROW #27				
	ESCROW #28				
	ESCROW #29				
	ESCROW #30				
	ESCROW #31				
	ESCROW #32				
	ESCROW #33				
	ESCROW #34				
	ESCROW #35				
	ESCROW #36				
	ESCROW #37				
	ESCROW #38				
	ESCROW #39				
	ESCROW #40				
	ESCROW #41				
	ESCROW #42				
	ESCROW #43				
	ESCROW #44				
	ESCROW #45				
		2,929.18			

COMBINED STATEMENT OF CASH POSITION FOR MARCH

FUND NAME	CHECKING ACCOUNT	CHECKING AMOUNT	TDOA ACCOUNT	TDOA AMOUNT	FUND TOTAL
	ESCROW #46				
	ESCROW #47				
	ESCROW #48				
	ESCROW #49				
	ESCROW #50				
	ESCROW #51				
	ESCROW #52				
	ESCROW #53				
	ESCROW #54				
	ESCROW #55				
	ESCROW #56				
	ESCROW #57				
	ESCROW #58				
	ESCROW #59				
	ESCROW #60				
	ESCROW #61				
	ESCROW #62				
	ESCROW #63				
	ESCROW #64				
	ESCROW #65				
	ESCROW #66				
	ESCROW #67				
	ESCROW #68				
	ESCROW #69				
	ESCROW #70				
	ESCROW #71				
	ESCROW #72				
	ESCROW #73				
	ESCROW #74				
	ESCROW #75				
	ESCROW #76				
	ESCROW #77				
	ESCROW #78				
	ESCROW #79				
	ESCROW #80				
	ESCROW #81				
	ESCROW #82				
	ESCROW #83				
	ESCROW #84				
	ESCROW #85				
	ESCROW #86				
	ESCROW #87				
	ESCROW #88				
	FIN CLEAR	641.09			641.09
2022 017 BUILDING SECURITY FUND	FIN CLEAR	6,350.27	TDOA MBIA	20,026.16	119,113.19
2022 018 JUSTICE COURT BLDG SECURITY FUND	FIN CLEAR	2,031.82	TDOA	9,416.92	26,376.43
2022 019 DA FORFEITURE FUND	ESCROW #13				
	ESCROW #14				
	ESCROW #15				
	ESCROW #16				
	ESCROW #45				
2022 021 ROAD & BRIDGE - PCT. 1	FIN CLEAR	41,244.54-	TDOA	461,746.67	

COMBINED STATEMENT OF CASH POSITION FOR MARCH

FUND NAME	CHECKING ACCOUNT	CHECKING AMOUNT	TDOA ACCOUNT	TDOA AMOUNT	FUND TOTAL
2022 022 ROAD & BRIDGE - PCT. 2	FIN CLEAR	7,530.78	TDOA MBIA	1,166,839.86	2,453,074.99
2022 023 ROAD & BRIDGE - PCT. 3	FIN CLEAR	34,607.71-	TDOA MBIA	1,278,644.35	1,895,938.76
2022 024 ROAD & BRIDGE - PCT. 4	FIN CLEAR	11,176.09-	TDOA MBIA	449,492.95	1,930,841.22
2022 026 ROAD & BRIDGE - GEN	FIN CLEAR	5,339.84	TDOA MBIA	636,048.25	6,361.96
2022 035 VICTIM COORDINATOR GRANT	FIN CLEAR	11,675.98-	TDOA MBIA	1,305,969.06	11,675.98-
2022 036 DA FOREFTURE FUND II	FIN CLEAR	382.57	TDOA MBIA	1,022.12	83,261.11
2022 037 CONSTABLE PCT #4 SEIZURE	FIN CLEAR	819.89	TDOA MBIA	83,261.11	83,643.68
2022 040 COUNTY LAW LIBRARY FUND	FIN CLEAR	6,078.16	TDOA MBIA	3,886.25	4,706.14
2022 042 COUNTY FREE LIBRARY	FIN CLEAR	36,738.07	TDOA MBIA	74,776.91	80,855.07
2022 047 DIGITIZE RECORDS	FIN CLEAR	2,962.30	TDOA MBIA	123,018.87	36,738.07
2022 048 SUPPLEMENTAL GUARDIANSHIP	FIN CLEAR	2,568.22	TDOA	39,483.02	125,981.17
2022 049 COUNTY CHILD ABUSE PREVENTION CLEAR	FIN CLEAR	2,942.31	TDOA	8,289.45	42,051.24
2022 050 COURT RELATED PROGRAMS	FIN CLEAR	5,444.46	TDOA MBIA	8,002.61	11,231.76
2022 052 COUNTY & DISTRICT TECH FUND FIN CLEAR	FIN CLEAR	3,908.19	TDOA MBIA	4,993.31	13,447.07
2022 053 CAPITALCREDITSECONOMICDEVELOPMENTIN CLEAR	FIN CLEAR	4,350.33	TDOA MBIA	8,901.50	8,901.50
2022 054 DISTRICT CLERK TECHNOLOGY FUFIN CLEAR	FIN CLEAR	2,951.24	TDOA MBIA	291,761.57	331,152.41
2022 055 CHAPTER 19	FIN CLEAR	5,342.95	TDOA MBIA	35,040.51	26,008.61
2022 056 COUNTY RECORDS FUND	FIN CLEAR	16,139.63	TDOA MBIA	23,057.37	160,555.45
2022 057 COUNTY CLERK RECORDS FUND	FIN CLEAR	5,342.95	TDOA MBIA	155,212.50	160,555.45
					374,112.92
					390,252.55

FUND NAME	CHECKING ACCOUNT	CHECKING AMOUNT	TDOA ACCOUNT	TDOA AMOUNT	FUND TOTAL
2022 058 DISTRICT CLERK RECORDS FUND	FIN CLEAR	4,362.35	TDOA	16,460.07	20,822.42
2022 059 COUNTY CLERK ARCHIVE	FIN CLEAR	23,962.65	TDOA	666,094.70	690,057.35
2022 070 PERMANENT IMPROVEMENT FUND	FIN CLEAR		TDOA		
2022 075 RIGHT-OF-WAY FUND	FIN CLEAR		TDOA		
2022 084 TAX ANTICIPATION NOTES	FIN CLEAR		TDOA		
2022 085 DEBT SERVICE FUND	DEBT CL	526,766.13	TDOA	636,840.13	1,163,606.26
2022 087 VZC INDIGENT HEALTH PROGRAM	FIN CLEAR	26,235.10	TDOA	134,192.06	160,427.16
2022 088 SOIL CONSERVATION DIST FUND	FIN CLEAR	9,334.03	TDOA	24,397.45	33,731.48
2022 090 APPELLATE JUSTICE SYSTEM	FUNFIN CLEAR	1,120.35	TDOA	1,120.35	1,120.35
2022 095 PAYROLL CLEARING ACCOUNT	PAYCLEAR	194,039.82	MBIA	194,039.82	194,039.82
2022 096 GEN FIXED ASSETS ACCOUNT	GRP		MBIA		
2022 097 LONG TERM DEBT GROUP			MBIA		
2022 131 VAN ZANDT COUNTY JAIL	FIN CLEAR	94,584.26	TDOA	646,012.68	551,428.42
2022 132 VAN ZANDT COUNTY SHERIFF	DEPFIN CLEAR	63,338.00	TDOA	457,000.00	393,662.00
2022 145 SOLID WASTE GRANT	FIN CLEAR				
2022 147 2020 HAVA CARES ACT	FIN CLEAR	1,846.74	TDOA	15,040.19	16,886.93
2022 400 FRUITVALE 2021 TXCDBG	722048WATER				
2022 401 BENWHEELERMSC	71348911131115				
2022 402 LITTLEHOPEMOOREWSC	7130260813				
2022 540 PRETRIAL SUPERVISION	FIN CLEAR	1,715.41	TDOA	118,194.83	119,910.24
2022 541 COMMUNITY SUP & CORRECTIONS	FIN CLEAR	18,969.50	TDOA	245,737.71	264,707.21
2022 542 ADULT PROBATION CIVIL	FIN CLEAR	6,403.40	TDOA	51,180.09	369,255.95
			MBIA	311,672.46	

DATE 04/24/2022 TIME 13:30

COMBINED STATEMENT OF CASH POSITION FOR MARCH

FUND NAME	CHECKING ACCOUNT	CHECKING AMOUNT	TDOA ACCOUNT	TDOA AMOUNT	FUND TOTAL
2022 543 HIGH RISK SUBSTANCE ABUSE -CFIN CLEAR	FIN CLEAR	1,299.59	TDOA MBIA		1,299.59
2022 544 HIGH RISK SEX OFFENDER -CCP FIN CLEAR	FIN CLEAR	12,213.25	TDOA		12,213.25
2022 545 GRANT C COMMIT REDUCTION PROFIN CLEAR	FIN CLEAR		TDOA MBIA	270,000.00	
2022 546 JUVENILE PROBATION FUND	FIN CLEAR	7,199.10-	MBIA	120,000.00	382,800.90
2022 547 VZCJPD STATE AID GRANT A	FIN CLEAR	51,513.11	TDOA MBIA		51,513.11
2022 549 VZCJPD - GRANT N	FIN CLEAR	4,479.81	TDOA MBIA		4,479.81
2022 550 D A SUPPLEMENTAL FUND	FIN CLEAR	2.26	TDOA MBIA		2.26
2022 551 VOICES - JUV CJD GRANT	FIN CLEAR		TDOA		
2022 552 ETCOG RESIDENTIAL	FIN CLEAR	61.00-			61.00-
2022 555 JUVENILE PROBATION INTEREST FIN CLEAR	FIN CLEAR	107.68	TDOA MBIA	24,105.18	24,352.98
2022 556 REGIONAL SERVICE ENHANCEMENTFIN CLEAR	FIN CLEAR	18,741.73		140.12	18,741.73
2022 558 GRANT S	FIN CLEAR	49,813.79			49,813.79
2022 559 MENTAL IMPAIRMENT CASELOAD	FIN CLEAR	3,268.55	TDOA MBIA		3,268.55
2022 565 INDIGENT DEFENSE GRANT	FIN CLEAR	275.42-	TDOA	27,142.64	26,867.22
2022 567 FIRE MARSHAL	FIN CLEAR	20,535.82	TDOA MBIA	229,352.06	360,015.69
2022 568 TECHNOLOGY RESOURCES	FIN CLEAR	1.07	TDOA		1.07
2022 569 HAVA ELECTION GRANT	FIN CLEAR	5,304.60	TDOA	15,219.90	20,524.50
2022 570 GOLDEN WATER SUPPLY CORP	FIN CLEAR				
2022 580 D.A. CHECK COLLECTION FUND	FIN CLEAR	108.84	TDOA MBIA	8,683.35	8,792.19
2022 591 CONSTABLE #1 TLEOSE FUND	FIN CLEAR	2,979.68	TDOA MBIA	.33	2,980.01
2022 592 CONSTABLE #2 TLEOSE FUND	FIN CLEAR	2,567.48	MBIA		2,567.48
2022 593 CONSTABLE #3 TLEOSE FUND	FIN CLEAR	1,359.92	MBIA		1,359.92
2022 594 CONSTABLE #4 TLEOSE FUND	FIN CLEAR	592.36	TDOA MBIA	4,906.67	5,499.03

COMBINED STATEMENT OF CASH POSITION FOR MARCH

FUND NAME	CHECKING ACCOUNT	CHECKING AMOUNT	TDOA ACCOUNT	TDOA AMOUNT	FUND TOTAL
2022 595 SHERIFF TROUSE FUND	FIN CLEAR	882.84	TDOA MBIA	14,013.16	14,896.00
2022 596 DA TROUSE FUND	FIN CLEAR	3,159.94	MBIA		3,159.94
2022 600 JUSTICE COURT TECHNOLOGY FUND	FIN CLEAR	1,960.77	TDOA MBIA	50,692.18	52,652.95
2022 800 CONTRIBUTION RELIEF FUND	FIN CLEAR		TDOA	16,082.93	16,082.93
2022 802 VETERAN'S MEMORIAL WALL FUND	FIN CLEAR		TDOA		
2022 803 HISTORICAL COMMISSION	FIN CLEAR	5,831.85	TDOA	5,287.53	11,119.38
2022 804 VAN TORNADO-ASSISTANCE	FIN CLEAR				
2022 805 FEMA - DEC 2015 STORM	FIN CLEAR		TDOA		
2022 806 FEMA APRIL 2016 STORM	FIN CLEAR				
2022 807 HAZARD MITIGATION GRANT	FIN CLEAR		TDOA		
2022 808 COURTHOUSE PLANNING GRANT	FIN CLEAR				
2022 809 PRETRIAL INTERVENTION PROGRAM	FIN CLEAR	490.39	TDOA	42,370.30	42,860.69
2022 810 SHERIFF JUSTICE FORFEITURE	FIN CLEAR	870.00	TDOA	25,462.23	26,332.23
2022 811 SHERIFF TREASURY FORFEITURE	FIN CLEAR		TDOA		
2022 812 CONSTABLE PCT #1 FORFEITURE	FIN CLEAR	500.00	TDOA		500.00
2022 813 VOICES - JUV CJD GRANT	FIN CLEAR	9,945.53			9,945.53
2022 814 LOCAL TRUANCY PREVENTION & DFIN	CLEAR	5,970.35	TDOA	10,000.00	15,970.35
2022 815 COVID -19	FIN CLEAR		TDOA MBIA TX CLASS		
2022 816 COUNTY INFRASTRUCTURE FUND GRANT	FIN CLEAR	6,355.02	TDOA MBIA		6,355.02
2022 817 AMERICAN RESCUE PLAN	FIN CLEAR	9,216.48	TDOA MBIA TX CLASS	5,469,962.95	5,479,179.43
TOTAL		778,522.37		32,790,272.73	33,568,795.10

CHECK ACCOUNT

ACCOUNT BALANCE - FIN CLEAR	64,807.77-
ACCOUNT BALANCE - CTY JURY	3,411.00
ACCOUNT BALANCE - ESCROW #1	2,463.45
ACCOUNT BALANCE - ESCROW #2	9,733.89
ACCOUNT BALANCE - ESCROW #3	6,005.00
ACCOUNT BALANCE - ESCROW #4	37,551.44
ACCOUNT BALANCE - ESCROW #5	2,970.02
ACCOUNT BALANCE - ESCROW #6	11,682.00
ACCOUNT BALANCE - ESCROW #7	2,000.58
ACCOUNT BALANCE - ESCROW #8	934.25
ACCOUNT BALANCE - ESCROW #9	1,052.23
ACCOUNT BALANCE - ESCROW #10	29,074.62
ACCOUNT BALANCE - ESCROW #11	5,591.24
ACCOUNT BALANCE - ESCROW #17	6,484.20
ACCOUNT BALANCE - ESCROW #27	2,929.18
ACCOUNT BALANCE - ESCROW #84	2,641.09
ACCOUNT BALANCE - DEBT CI	526,766.13
ACCOUNT BALANCE - PAYCLEAR	194,039.82
TOTAL	<u>778,522.37</u>

TDOA ACCOUNT

ACCOUNT BALANCE - TDOA	10,121,364.77
ACCOUNT BALANCE - MBTA	17,198,945.01
ACCOUNT BALANCE - TX CLASS	5,469,962.95
TOTAL	<u>32,790,272.73</u>

FUND NAME	**** MONTH TO DATE **** REVENUES	**** MONTH TO DATE **** EXPENSES	**** YEAR TO DATE **** REVENUES	**** YEAR TO DATE **** EXPENSES
2022 GENERAL FUND	417,256.12	1,157,015.19	12,176,985.89	6,458,088.75
2022 RESERVE FUNDS	.00	.00	.00	.00
2022 SHERIFF CHAPTER 59 FORFEITURE	3.16	.00	7,046.44	.00
2022 DA FORFEITURE FUND	.00	.00	.00	.00
2022 BUILDING SECURITY FUND	5,228.79	4,516.57	27,454.01	28,061.50
2022 JUSTICE COURT BLDG SECURITY	244.55	191.00	942.48	2,254.00
2022 DA FORFEITURE FUND	.00	.00	.00	.00
2022 ROAD & BRIDGE - PCT. 1	65,460.07	156,207.61	1,796,256.31	849,325.22
2022 ROAD & BRIDGE - PCT. 2	96,398.70	78,019.02	2,227,693.07	900,603.87
2022 ROAD & BRIDGE - PCT. 3	84,477.42	144,377.91	2,028,239.41	1,069,469.71
2022 ROAD & BRIDGE - PCT. 4	49,042.74	55,826.45	1,715,804.57	382,111.40
2022 ROAD & BRIDGE - GEN	4,668.13	4,100.06	28,008.26	23,918.58
2022 VICTIM COORDINATOR GRANT	3,857.39	4,700.01	18,987.76	29,173.47
2022 DA FORFEITURE FUND II	11.06	7,097.60	141,028.76	108,641.08
2022 CONSTABLE PCT #4 SEIZURE	.50	.00	1.15	.00
2022 COUNTY LAW LIBRARY FUND	1,934.75	2,188.15	13,287.70	11,163.40
2022 COUNTY FREE LIBRARY	11,733.30	9,889.94	67,972.56	55,880.94
2022 DIGITIZE RECORDS	561.77	.00	6,605.07	.00
2022 SUPPLEMENTAL GUARDIANSHIP	404.87	.00	2,170.81	.00
2022 COUNTY CHILD ABUSE PREVENTION	61.32	.00	150.44	.00
2022 COURT RELATED PROGRAMS	435.67	.00	3,124.65	.00
2022 COUNTY & DISTRICT TECH FUND	95.71	.00	742.72	.00
2022 CAPITALCREDITSECONOMICDEVELOP	46.82	.00	113.20	25,775.00
2022 DISTRICT CLERK TECHNOLOGY FUND	73.00	.00	2,372.69	19,605.00
2022 CHAPTER 19	.00	.00	.00	.00
2022 COUNTY RECORDS FUND	174.92	400.00	3,140.25	1,290.00

FUND NAME	**** MONTH TO DATE **** REVENUES	**** MONTH TO DATE **** EXPENSES	**** YEAR TO DATE **** REVENUES	**** YEAR TO DATE **** EXPENSES
2022 COUNTY CLERK RECORDS FUND	10,409.26	24,574.50	62,383.71	30,538.60
2022 DISTRICT CLERK RECORDS FUND	1,043.81	.00	3,481.91	.00
2022 COUNTY CLERK ARCHIVE	10,832.25	.00	63,778.19	.00
2022 PERMANENT IMPROVEMENT FUND	.00	.00	.00	.00
2022 RIGHT-OF-WAY FUND	.00	.00	.00	.00
2022 TAX ANTICIPATION NOTES	.00	.00	.00	.00
2022 DEBT SERVICE FUND	9,926.62	.00	512,321.28	.00
2022 VZC INDIGENT HEALTH PROGRAM	38,557.92	27,698.72	130,222.92	85,436.84
2022 SOIL CONSERVATION DIST FUND	3.49	.00	211,343.42	244,928.25
2022 APPELLATE JUSTICE SYSTEM FUND	275.00	.00	1,895.00	2,460.00
2022 PAYROLL CLEARING ACCOUNT.	.00	.00	.00	.00
2022 GEN FIXED ASSETS ACCOUNT GRP	.00	.00	.00	.00
2022 LONG TERM DEBT GROUP	.00	.00	.00	.00
2022 VAN ZANDT COUNTY JAIL	239,732.35	122,219.22	1,433,504.41	1,031,760.64
2022 VAN ZANDT COUNTY SHERIFF DEPT	304,170.00	214,348.41	1,666,115.98	1,417,650.41
2022 SOLID WASTE GRANT	.00	.00	.00	.00
2022 2020 HAVA CARES ACT	1.96	.00	4.55	.00
2022 FRUITVALE 2021 TXCDBG 7220480	.00	.00	6,050.00	6,050.00
2022 BENWHEELERWSC 71348911131115	.00	.00	.00	.00
2022 LITTLEHOPEMOOREWSC713026081315	.00	.00	.00	.00
2022 PRETRIAL SUPERVISION	3,300.42	4,273.06	24,189.52	30,215.16
2022 COMMUNITY SUP & CORRECTIONS	76,300.79	47,077.92	342,248.32	311,696.43
2022 ADULT PROBATION CIVIL	1,096.94	1,226.90	7,517.35	8,592.32
2022 HIGH RISK SUBSTANCE ABUSE -CCP	6,649.00	3,913.30	29,727.92	26,992.22
2022 HIGH RISK SEX OFFENDER -CCP	15,505.00	4,699.22	46,515.00	32,405.88
2022 GRANT C COMMIT REDUCTION PROG	.00	.00	.00	.00

FUND NAME	***** MONTH TO DATE ***** REVENUES	***** YEAR TO DATE ***** EXPENSES	***** YEAR TO DATE ***** REVENUES	***** YEAR TO DATE ***** EXPENSES
2022 JUVENILE PROBATION FUND	68,592.75	40,626.25	296,574.73	288,647.84
2022 VZCJPD STATE AID GRANT A	78,778.00	35,507.12	315,113.00	246,613.14
2022 VZCJPD - GRANT N	.00	.00	.00	.00
2022 D A SUPPLEMENTAL FUND	.00	1,727.96	7,500.00	10,029.82
2022 VOICES - JUV CJD GRANT	.00	.00	.00	.00
2022 ETCOG RESIDENTIAL	.00	.00	1,950.00	.00
2022 JUVENILE PROBATION INTEREST	67.58	.00	159.71	.00
2022 REGIONAL SERVICE ENHANCEMENT	13,932.00	6,337.52	60,837.80	40,907.83
2022 GRANT S	22,838.00	6,306.38	91,352.00	39,927.52
2022 MENTAL IMPAIRMENT CASELOAD	8,618.00	3,867.04	31,424.16	26,673.20
2022 INDIGENT DEFENSE GRANT	.00	4,208.38	.00	24,222.56
2022 FIRE MARSHAL	17,396.37	12,029.48	129,486.62	68,176.34
2022 TECHNOLOGY RESOURCES	.00	.00	.00	.00
2022 HAVA ELECTION GRANT	1.98	.00	4.59	.00
2022 GOLDEN WATER SUPPLY CORP	.00	.00	.00	.00
2022 D.A. CHECK COLLECTION FUND	152.03	242.83	243.01	1,411.73
2022 CONSTABLE #1 TLEOSE FUND	.00	.00	554.14	585.99
2022 CONSTABLE #2 TLEOSE FUND	.00	.00	.00	125.00
2022 CONSTABLE #3 TLEOSE FUND	.00	.00	.00	.00
2022 CONSTABLE #4 TLEOSE FUND	.63	.00	556.10	.00
2022 SHERIFF TLEOSE FUND	1.55	1,128.20	3,682.14	1,128.20
2022 DA TLEOSE FUND	554.65	.00	554.65	.00
2022 JUSTICE COURT TECHNOLOGY FUND	839.87	1,015.95	3,208.94	10,985.23
2022 CONTRIBUTION RELIEF FUND	.00	.00	.00	.00
2022 VETERAN'S MEMORIAL WALL FUND	.00	.00	.00	.00
2022 HISTORICAL COMMISSION	.68	.00	2,336.57	50.00

FUND NAME	***** MONTH TO DATE ***** REVENUES	***** MONTH TO DATE ***** EXPENSES	***** YEAR TO DATE ***** REVENUES	***** YEAR TO DATE ***** EXPENSES
2022 VAN TORNADO-ASSISTANCE	.00	.00	.00	.00
2022 FEMA - DEC 2015 STORM	.00	.00	.00	.00
2022 FEMA APRIL 2016 STORM	.00	.00	.00	.00
2022 HAZARD MITIGATION GRANT	.00	.00	.00	.00
2022 COURTHOUSE PLANNING GRANT	.00	.00	.00	.00
2022 PRETRIAL INTERVENTION PROGRAM	755.52	1,474.00	6,413.23	8,536.61
2022 SHERIFF JUSTICE FORFEITURE FUN	3.32	.00	7.71	.00
2022 SHERIFF TREASURY FORFEITURE FU	.00	.00	.00	.00
2022 CONSTABLE PCT #1 FORFEITURE FU	.00	.00	.00	.00
2022 VOICES - JUV CJD GRANT	.00	2,803.50	11,352.27	20,228.13
2022 LOCAL TRUANCY PREVENTION & DIV	818.67	.00	3,318.30	.00
2022 COVID -19	.00	.00	.00	.00
2022 COUNTY INFRASTRUCTURE FUND GRANT	.00	.00	.00	.00
2022 AMERICAN RESCUE PLAN	1,330.73	20,783.52	3,069.81	20,783.52
TOTAL	1,674,657.90	2,212,618.89	25,779,127.16	14,003,121.33

ACCOUNT NAME	2022 010 GENERAL FUND	2022 012 RESERVE FUNDS	2022 015 SHERIFF CHAPTER 59 FORFEITURE	2022 016 DA FORFEITURE FUND
	BEGINNING CASH BALANCE	CASH RECEIPTS	CASH DISBURSEMENTS	ENDING CASH BALANCE
CASH	1,000.00	.00	.00	1,000.00
COINS	519,284.13	944,646.18	1,663,309.59	199,379.28
RETURNED CHECK FEES	.00	.00	.00	.00
AMERICAN NATIONAL CASH	.00	.00	.00	.00
VZC JURY CASH CLEARING	3,411.00	.00	.00	3,411.00
VZC CHECKING DEBT SERVICE	.00	.00	.00	.00
PETTY CASH COLLECTION-PCT. 1	100.00	.00	.00	100.00
PETTY CASH-CITY CLERK	500.00	.00	.00	500.00
PETTY CASH-DIST CLERK	400.00	.00	.00	400.00
COUNTY COURT JURY CASH	1,250.00	.00	.00	1,250.00
DISTRICT COURT JURY CASH	1,250.00	.00	.00	1,250.00
PETTY CASH-JP #1	200.00	.00	.00	200.00
PETTY CASH-JP #2	200.00	.00	.00	200.00
PETTY CASH - JP #4	200.00	.00	.00	200.00
PETTY CASH-SHERIFF	3,300.00	.00	.00	3,300.00
PETTY CASH-TAX COLLECTOR	.00	.00	.00	.00
PETTY CASH-TAX COLL (BOAT)	2.70	.00	.00	2.70
PETTY CASH-TAX (BOAT CK ACCT)	3,387,279.08	579.10	345,000.00	3,042,858.18
TIME DEPOSIT ON ACCOUNT	10,710,950.44	2,630.86	.00	10,713,581.30
MEIA MUNICIPAL INVESTORS SERV	14,628,328.35	947,856.14	2,008,309.59	13,567,874.90
FUND TOTALS				
CASH	.00	.00	.00	.00
TIME DEPOSIT ON ACCOUNT	.00	.00	.00	.00
MEIA MUNICIPAL INVESTORS SERV	.00	.00	.00	.00
FUND TOTALS	.00	.00	.00	.00
CASH	10,431.44	.00	5,000.00	5,431.44
AMERICAN NATIONAL CASH	.00	.00	.00	.00
CASH-OTHER	.00	.00	.00	.00
TIME DEPOSIT ON ACCOUNT	21,366.37	5,003.16	.00	26,369.53
MEIA MUNICIPAL INVESTORS SERV	.00	.00	.00	.00
FUND TOTALS	31,797.81	5,003.16	5,000.00	31,800.97
CASH	2,463.35	.00	.00	2,463.35
D. A. ESCROW/BART ROGERS	.42	.10	.00	9,733.89
D. A. ESCROW	9,733.47	.42	.00	9,733.89
D. A. ESCROW/CALE	6,004.79	.21	.00	6,005.00
D. A. ESCROW/JERNIGAN	.00	37,551.44	.00	37,551.44
D. A. ESCROW-ROHLINS	.00	2,970.02	.00	2,970.02
D. A. ESCROW/#6 JERNIGAN #2	.00	11,682.00	.00	11,682.00
D. A. ESCROW/KORROSEC	2,000.49	.09	.00	2,000.58
D. A. ESCROW/	934.22	.03	.00	934.25
D. A. ESCROW/#9 NORRIS	1,052.18	.04	.00	1,052.23
D. A. ESCROW/	29,073.38	1.24	.00	29,074.62
D. A. ESCROW/#11 DAWSON	5,591.00	.24	.00	5,591.24
D. A. ESCROW/ASHFRD, BRCHR, ALEX	.00	.00	.00	.00
D. A. ESCROW/	.00	.00	.00	.00
D. A. ESCROW/	.00	.00	.00	.00
D. A. ESCROW/	.00	.00	.00	.00
D. A. ESCROW/	.00	.00	.00	.00
D. A. ESCROW/K.TURNER	6,483.92	.28	.00	6,484.20

ACCOUNT NAME	BEGINNING CASH BALANCE	CASH RECEIPTS	CASH DISBURSEMENTS	ENDING CASH BALANCE
2022 021 ROAD & BRIDGE - PCT. 1				
CASH	100,759.58	110,616.26	252,620.38	41,244.54
TIME DEPOSIT ON ACCOUNT	496,684.16	10,062.51	45,000.00	461,746.67
MBIA MUNICIPAL INVESTORS	1,205,602.87	272.88	.00	1,205,875.75
FUND TOTALS	1,803,046.61	120,951.65	297,620.38	1,626,377.88
2022 022 ROAD & BRIDGE - PCT. 2				
CASH	113,729.83	96,240.54	202,439.59	7,530.78
TIME DEPOSIT ON ACCOUNT	1,096,748.89	70,150.97	.00	1,166,899.86
MBIA MUNICIPAL INVESTORS	1,278,340.11	304.24	.00	1,278,644.35
FUND TOTALS	2,488,818.83	166,695.75	202,439.59	2,453,074.99
2022 023 ROAD & BRIDGE - PCT. 3				
CASH	100,440.43	148,210.47	283,258.61	34,607.71
TIME DEPOSIT ON ACCOUNT	513,432.91	60.04	64,000.00	449,492.95
MBIA MUNICIPAL INVESTORS	1,480,707.96	345.56	.00	1,481,053.52
FUND TOTALS	2,094,581.30	148,616.07	347,258.61	1,895,938.76
2022 024 ROAD & BRIDGE - PCT. 4				
CASH	106,209.90	48,884.44	166,270.43	11,176.09
TIME DEPOSIT ON ACCOUNT	554,966.35	81,081.90	.00	636,048.25
MBIA MUNICIPAL INVESTORS	1,305,662.67	306.39	.00	1,305,969.06
FUND TOTALS	1,966,838.92	130,272.73	166,270.43	1,930,841.22
2022 026 ROAD & BRIDGE - GEN				
CASH	7,167.67	4,674.00	6,501.83	5,339.84
TIME DEPOSIT ON ACCOUNT	1,021.99	.13	.00	1,022.12
MBIA MUNICIPAL INVESTORS	.00	.00	.00	.00
FUND TOTALS	8,189.66	4,674.13	6,501.83	6,361.96
2022 035 VICTIM COORDINATOR GRANT				
CASH	8,235.44	9,876.07	13,316.61	11,675.98
TIME DEPOSIT ON ACCOUNT	.00	.00	.00	.00
MBIA MUNICIPAL INVESTORS	.00	.00	.00	.00
FUND TOTALS	8,235.44	9,876.07	13,316.61	11,675.98
2022 036 DA FORFEITURE FUND II				
CASH	636.27	9,000.00	7,981.16	382.57
TIME DEPOSIT ON ACCOUNT	92,250.05	11.06	9,000.00	83,261.11
MBIA MUNICIPAL INVESTORS	.00	.00	.00	.00
FUND TOTALS	91,613.78	9,011.06	16,981.16	83,643.68
2022 037 CONSTABLE PCT #4 SEIZURE				
CASH	819.89	.00	.00	819.89
TIME DEPOSIT ON ACCOUNT	3,885.75	.50	.00	3,886.25
MBIA MUNICIPAL INVESTORS	.00	.00	.00	.00
FUND TOTALS	4,705.64	.50	.00	4,706.14
2022 040 COUNTY LAW LIBRARY FUND				
CASH	8,529.46	1,925.00	4,376.30	6,078.16

ACCOUNT NAME	BEGINNING CASH BALANCE	CASH RECEIPTS	CASH DISBURSEMENTS	ENDING CASH BALANCE
2022 042 COUNTY FREE LIBRARY	40,009.84	11,733.30	15,005.07	36,738.07
CASH	.00	.00	.00	.00
TIME DEPOSIT ON ACCOUNT	.00	.00	.00	.00
MBIA MUNICIPAL INVESTORS SERV	40,009.84	11,733.30	15,005.07	36,738.07
FUND TOTALS				
2022 047 DIGITIZE RECORDS	12,416.03	546.27	10,000.00	2,962.30
CASH	113,003.37	10,015.50	.00	123,018.87
TIME DEPOSIT ON ACCOUNT	.00	.00	.00	.00
MBIA	125,419.40	10,561.77	10,000.00	125,981.17
FUND TOTALS				
2022 048 SUPPLEMENTAL GUARDIANSHIP	7,168.22	400.00	5,000.00	2,568.22
CASH	34,478.15	5,004.87	.00	39,483.02
TEXPOOL	41,646.37	5,404.87	5,000.00	42,051.24
FUND TOTALS				
2022 049 COUNTY CHILD ABUSE PREVENTION	2,882.07	60.24	.00	2,942.31
CASH	8,288.37	1.08	.00	8,289.45
TIME DEPOSIT ON ACCOUNT	11,170.44	61.32	.00	11,231.76
FUND TOTALS				
2022 050 COURT RELATED PROGRAMS	5,009.83	434.63	.00	5,444.46
CASH	8,001.57	1.04	.00	8,002.61
TIME DEPOSIT ON ACCOUNT	.00	.00	.00	.00
MBIA MUNICIPAL INVESTORS SERV	13,011.40	435.67	.00	13,447.07
FUND TOTALS				
2022 052 COUNTY & DISTRICT TECH FUND	3,813.13	95.06	.00	3,908.19
CASH	4,992.66	.65	.00	4,993.31
TIME DEPOSIT ON ACCOUNT	.00	.00	.00	.00
MBIA	8,805.79	95.71	.00	8,901.50
FUND TOTALS				
2022 053 CAPITALCREDITSECONOMICDEVELOP	25,649.67	40,000.00	10,000.00	4,350.33
CASH	321,723.78	10,037.79	40,000.00	291,761.57
TIME DEPOSIT ON ACCOUNT	35,031.48	2.02	.00	35,040.51
MBIA	331,105.59	50,046.82	50,000.00	331,152.41
FUND TOTALS				
2022 054 DISTRICT CLERK TECHNOLOGY FUND	2,891.24	70.00	.00	2,961.24
CASH	23,054.37	3.00	.00	23,057.37
TIME DEPOSIT ON ACCOUNT	.00	.00	.00	.00
MBIA MUNICIPAL INVESTORS SERV	25,935.61	73.00	.00	26,008.61
FUND TOTALS				
2022 055 CHAPTER 19	.00	.00	.00	.00
CASH	.00	.00	.00	.00
TIME DEPOSIT ON ACCOUNT	.00	.00	.00	.00
MBIA	.00	.00	.00	.00
FUND TOTALS				
2022 056 COUNTY RECORDS FUND	5,878.28	154.67	690.00	5,342.95
CASH				

ACCOUNT NAME	BEGINNING CASH BALANCE	CASH RECEIPTS	CASH DISBURSEMENTS	ENDING CASH BALANCE
2022 057 COUNTY CLERK RECORDS FUND	35,353.40	10,360.73	29,574.50	16,139.63
CASH				
TIME DEPOSIT ON ACCOUNT	369,064.39	5,048.53	.00	374,112.92
MBIA MUNICIPAL INVESTORS SERV	.00	.00	.00	.00
FUND TOTALS	404,417.79	15,409.26	29,574.50	390,252.55
2022 058 DISTRICT CLERK RECORDS FUND	10,320.30	1,042.05	7,000.00	4,362.35
CASH				
TIME DEPOSIT ON ACCOUNT	9,458.31	7,001.76	.00	16,460.07
FUND TOTALS	19,778.61	8,043.81	7,000.00	20,822.42
2022 059 COUNTY CLERK ARCHIVE	43,215.65	10,747.00	30,000.00	23,962.65
CASH				
TIME DEPOSIT ON ACCOUNT	636,009.45	30,085.25	.00	666,094.70
FUND TOTALS	679,225.10	40,832.25	30,000.00	690,057.35
2022 070 PERMANENT IMPROVEMENT FUND	.00	.00	.00	.00
CASH				
TIME DEPOSIT ON ACCOUNT	.00	.00	.00	.00
MBIA MUNICIPAL INVESTORS SERV	.00	.00	.00	.00
FUND TOTALS	.00	.00	.00	.00
2022 075 RIGHT-OF-WAY FUND	.00	.00	.00	.00
CASH				
TIME DEPOSIT ON ACCOUNT	.00	.00	.00	.00
MBIA MUNICIPAL INVESTORS SERV	.00	.00	.00	.00
FUND TOTALS	.00	.00	.00	.00
2022 084 TAX ANTICIPATION NOTES	.00	.00	.00	.00
CASH				
TIME DEPOSIT ON ACCOUNT	.00	.00	.00	.00
MBIA	.00	.00	.00	.00
FUND TOTALS	.00	.00	.00	.00
2022 085 DEBT SERVICE FUND	517,003.41	9,762.72	.00	526,766.13
CASH				
TIME DEPOSIT ON ACCOUNT	636,676.14	.00	.14	636,840.13
MBIA MUNICIPAL INVESTORS SERV	1,153,679.64	9,926.76	.14	1,163,606.26
FUND TOTALS				
2022 087 VZC INDIGENT HEALTH PROGRAM	37,719.35	38,557.92	50,042.17	26,235.10
CASH				
TIME DEPOSIT ON ACCOUNT	114,192.06	20,000.00	.00	134,192.06
MBIA MUNICIPAL INVESTORS SERV	.00	.00	.00	.00
FUND TOTALS	151,911.41	58,557.92	50,042.17	160,427.16
2022 088 SOIL CONSERVATION DIST FUND	334.03	15,000.00	6,000.00	9,334.03
CASH				
TIME DEPOSIT ON ACCOUNT	39,393.96	3.49	15,000.00	24,397.45
MBIA MUNICIPAL INVESTORS SERV	.00	.00	.00	.00
FUND TOTALS	39,727.99	15,003.49	21,000.00	33,731.48
2022 090 APPELLATE JUSTICE SYSTEM FUND	845.35	275.00	.00	1,120.35
CASH				

ACCOUNT NAME	BEGINNING CASH BALANCE	CASH RECEIPTS	CASH DISBURSEMENTS	ENDING CASH BALANCE
2022 095 PAYROLL CLEARING ACCOUNT.				
CASH	194,039.82	.00	.00	194,039.82
MBIA MUNICIPAL INVESTORS SERV	.00	.00	.00	.00
FUND TOTALS	194,039.82	.00	.00	194,039.82
2022 096 GEN FIXED ASSETS ACCOUNT GRP				
MBIA MUNICIPAL INVESTORS SERV	.00	.00	.00	.00
FUND TOTALS	.00	.00	.00	.00
2022 097 LONG TERM DEBT GROUP				
MBIA MUNICIPAL INVESTORS SERV	.00	.00	.00	.00
FUND TOTALS	.00	.00	.00	.00
2022 131 VAN ZANDT COUNTY JAIL				
CASH	21,898.28	271,639.74	388,122.28-	94,584.26-
MEDICARE PAYABLE	.00	.00	.00	.00
VOUCHERS PAYABLE	.00	.00	.00	.00
TIME DEPOSIT ON ACCOUNT	521,012.68	155,000.00	30,000.00-	646,012.68
MBIA MUNICIPAL INVESTORS SERV	.00	.00	.00	.00
FUND TOTALS	542,910.96	426,639.74	418,122.28-	551,428.42
2022 132 VAN ZANDT COUNTY SHERIFF DEPT				
CASH	22,602.64	415,937.12	501,877.76-	63,338.00-
TIME DEPOSIT ON ACCOUNT	397,000.00	190,000.00	130,000.00-	457,000.00
MBIA MUNICIPAL INVESTORS SERV	.00	.00	.00	.00
FUND TOTALS	419,602.64	605,937.12	631,877.76-	393,662.00
2022 145 SOLID WASTE GRANT				
CASH	.00	.00	.00	.00
TIME DEPOSIT ON ACCOUNT	.00	.00	.00	.00
FUND TOTALS	.00	.00	.00	.00
2022 147 2020 HAVA CARES ACT				
CASH	1,846.74	.00	.00	1,846.74
TDOA	15,038.23	1.96	.00	15,040.19
MBIA	.00	.00	.00	.00
FUND TOTALS	16,884.97	1.96	.00	16,886.93
2022 400 FRUITVALE 2021 TXCDBG 7220480				
CASH	.00	.00	.00	.00
WATER GRANT CASH	.00	.00	.00	.00
FUND TOTALS	.00	.00	.00	.00
2022 401 BENWHEELERWSC 71348911131115				
FUND TOTALS	.00	.00	.00	.00
2022 402 LITTLEHOPEMOOREWSC713026081315				
CASH	.00	.00	.00	.00
WATER GRANT CASH	.00	.00	.00	.00
FUND TOTALS	.00	.00	.00	.00
2022 540 PRETRIAL SUPERVISION				
CASH	4,192.99	3,565.00	6,042.58-	1,715.41

ACCOUNT NAME	BEGINNING CASH BALANCE	CASH RECEIPTS	CASH DISBURSEMENTS	ENDING CASH BALANCE
2022 541 COMMUNITY SUP & CORRECTIONS	7,452.41	93,341.97	66,920.06	18,969.50
CASH	100.00	32.08	4,000.00	100.00
PETTY CASH	249,705.63			245,737.71
TIME DEPOSIT ON ACCOUNT	00	00	00	00
MBIA MUNICIPAL INVESTORS SERV	242,353.22	93,374.05	70,920.06	264,807.21
FUND TOTALS				
2022 542 ADULT PROBATION CIVIL	7,195.13	1,009.99	1,801.72	6,403.40
CASH	51,173.42	6.67	00	51,180.09
TDOA	311,592.18	80.28	00	311,672.46
MBIA	369,960.73	1,096.94	1,801.72	369,253.95
FUND TOTALS				
2022 543 HIGH RISK SUBSTANCE ABUSE -CCP	663.48	6,649.00	6,012.89	1,299.59
CASH	00	00	00	00
TIME DEPOSIT ON ACCOUNT	00	00	00	00
MBIA MUNICIPAL INVESTORS SERV	663.48	6,649.00	6,012.89	1,299.59
FUND TOTALS				
2022 544 HIGH RISK SEX OFFENDER -CCP	3,904.40	15,505.00	7,196.15	12,213.25
CASH	00	00	00	00
TIME DEPOSIT ON ACCOUNT	00	00	00	00
MBIA MUNICIPAL INVESTORS SERV	3,904.40	15,505.00	7,196.15	12,213.25
FUND TOTALS				
2022 545 GRANT C COMMIT REDUCTION PROG	00	00	00	00
CASH	00	00	00	00
FUND TOTALS				
2022 546 JUVENILE PROBATION FUND	35,976.24	70,676.08	113,851.42	7,199.10
CASH	220,000.00	50,000.00	00	270,000.00
TIME DEPOSIT ON ACCOUNT	120,000.00	00	00	120,000.00
MBIA MUNICIPAL INVESTORS SERV	375,976.24	120,676.08	113,851.42	382,800.90
FUND TOTALS				
2022 547 VZCJPD STATE AID GRANT A	27,925.49	78,779.50	55,191.88	51,513.11
CASH	00	00	00	00
TIME DEPOSIT ON ACCOUNT	00	00	00	00
MBIA MUNICIPAL INVESTORS SERV	27,925.49	78,779.50	55,191.88	51,513.11
FUND TOTALS				
2022 549 VZCJPD - GRANT N	4,479.81	00	00	4,479.81
CASH	00	00	00	00
TIME DEPOSIT ON ACCOUNT	00	00	00	00
MBIA MUNICIPAL INVESTORS SERV	4,479.81	00	00	4,479.81
FUND TOTALS				
2022 550 D A SUPPLEMENTAL FUND	2,711.84	00	2,709.58	2.26
CASH	00	00	00	00
TIME DEPOSIT ON ACCOUNT	00	00	00	00
MBIA MUNICIPAL INVESTORS SERV	2,711.84	00	2,709.58	2.26
FUND TOTALS				
2022 551 VOICES - JUV CJD GRANT	00	00	00	00
VOICES - CJD JUV GRANT	00	00	00	00

ACCOUNT NAME	BEGINNING CASH BALANCE	CASH RECEIPTS	CASH DISBURSEMENTS	ENDING CASH BALANCE
2022 552 ETCOG RESIDENTIAL	61.00-	.00	.00	61.00-
CASH	61.00-	.00	.00	61.00-
FUND TOTALS	61.00-	.00	.00	61.00-
2022 555 JUVENILE PROBATION INTEREST	106.67	1.01	.00	107.68
CASH	106.67	1.01	.00	107.68
TIME DEPOSIT ON ACCOUNT	24,069.56	35.62	.00	24,105.18
MBIA MUNICIPAL INVESTORS SERV	109.17	30.95	.00	140.12
FUND TOTALS	24,285.40	67.58	.00	24,352.98
2022 556 REGIONAL SERVICE ENHANCEMENT	12,454.99	13,932.00	7,645.26-	18,741.73
CASH	12,454.99	13,932.00	7,645.26-	18,741.73
FUND TOTALS	12,454.99	13,932.00	7,645.26-	18,741.73
2022 558 GRANT S	35,307.42	22,838.00	8,331.63-	49,813.79
CASH	35,307.42	22,838.00	8,331.63-	49,813.79
FUND TOTALS	35,307.42	22,838.00	8,331.63-	49,813.79
2022 559 MENTAL IMPAIRMENT CASELOAD	562.50	8,618.00	5,911.95-	3,268.55
CASH	562.50	8,618.00	5,911.95-	3,268.55
TIME DEPOSIT ON ACCOUNT	.00	.00	.00	.00
MBIA MUNICIPAL INVESTORS SERV	.00	.00	.00	.00
FUND TOTALS	562.50	8,618.00	5,911.95-	3,268.55
2022 565 INDIGENT DEFENSE GRANT	266.24	6,000.00	6,541.66-	275.42-
CASH	266.24	6,000.00	6,541.66-	275.42-
TIME DEPOSIT ON ACCOUNT	33,142.64	.00	6,000.00	27,142.64
FUND TOTALS	33,408.88	6,000.00	12,541.66-	26,867.22
2022 567 FIRE MARSHAL	55,757.88	17,340.00	52,562.06-	20,535.82
CASH	55,757.88	17,340.00	52,562.06-	20,535.82
TIME DEPOSIT ON ACCOUNT	194,324.06	35,028.00	.00	229,352.06
TDOA	110,099.44	28.37	.00	110,127.81
MBIA	360,181.38	52,396.37	52,562.06-	360,015.69
FUND TOTALS	360,181.38	52,396.37	52,562.06-	360,015.69
2022 568 TECHNOLOGY RESOURCES	1.07	.00	.00	1.07
CASH	1.07	.00	.00	1.07
TIME DEPOSIT ON ACCOUNT	.00	.00	.00	.00
FUND TOTALS	1.07	.00	.00	1.07
2022 569 HAVA ELECTION GRANT	5,304.60	.00	.00	5,304.60
CASH	5,304.60	.00	.00	5,304.60
TDOA	15,217.92	1.98	.00	15,219.90
MBIA	.00	.00	.00	.00
FUND TOTALS	20,522.52	1.98	.00	20,524.50
2022 570 GOLDEN WATER SUPPLY CORP	.00	.00	.00	.00
GOLDEN WATER TDHCA 726216	.00	.00	.00	.00
MBIA MUNICIPAL INVESTORS SERVI	.00	.00	.00	.00
FUND TOTALS	.00	.00	.00	.00
2022 580 D.A. CHECK COLLECTION FUND	338.83	150.90	380.89-	108.84
CASH	338.83	150.90	380.89-	108.84
TIME DEPOSIT ON ACCOUNT	8,682.22	1.13	.00	8,683.35

ACCOUNT NAME	BEGINNING CASH BALANCE	CASH RECEIPTS	CASH DISBURSEMENTS	ENDING CASH BALANCE
2022 591 CONSTABLE #1 TLEOSE FUND	9,021.05	152.03	380.89-	8,792.19
CASH	2,979.68	.00	.00	2,979.68
CASH - CITIZENS NATIONAL	.49-	.00	.00	.49-
TDOA	.33	.00	.00	.33
MBIA MUNICIPAL INVESTORS SERV	.00	.00	.00	.00
FUND TOTALS	2,979.52	.00	.00	2,979.52
2022 592 CONSTABLE #2 TLEOSE FUND	2,567.48	.00	.00	2,567.48
CASH	2,567.48	.00	.00	2,567.48
CASH OTHER	.00	.00	.00	.00
MBIA MUNICIPAL INVESTORS SERV	.00	.00	.00	.00
FUND TOTALS	2,567.48	.00	.00	2,567.48
2022 593 CONSTABLE #3 TLEOSE FUND	1,359.92	.00	.00	1,359.92
CASH	2,852.90	.00	.00	2,852.90
CASH OTHER - CITY NATIONAL	.00	.00	.00	.00
MBIA MUNICIPAL INVESTORS SERV	.00	.00	.00	.00
FUND TOTALS	4,212.82	.00	.00	4,212.82
2022 594 CONSTABLE #4 TLEOSE FUND	592.36	.00	.00	592.36
CASH	4,906.04	.63	.00	4,906.67
TIME DEPOSIT ON ACCOUNT	.00	.00	.00	.00
MBIA MUNICIPAL INVESTORS SERV	.00	.00	.00	.00
FUND TOTALS	5,498.40	.63	.00	5,499.03
2022 595 SHERIFF TLEOSE FUND	7,011.04	5,001.55	6,128.20-	882.84
CASH	9,011.61	.00	.00	14,013.16
TDOA	.00	.00	.00	.00
MBIA MUNICIPAL INVESTORS SESRV	16,022.65	5,001.55	6,128.20-	14,896.00
FUND TOTALS	2,605.29	554.65	.00	3,159.94
2022 596 DA TLEOSE FUND	2,605.29	554.65	.00	3,159.94
CASH	2,605.29	.00	.00	2,605.29
MBIA MUNICIPAL INVESTORS SERV	.00	554.65	.00	554.65
FUND TOTALS	2,605.29	554.65	.00	3,159.94
2022 600 JUSTICE COURT TECHNOLOGY FUND	2,136.85	839.87	1,015.95-	1,960.77
CASH	50,692.18	.00	.00	50,692.18
TIME DEPOSIT ON ACCOUNT	.00	.00	.00	.00
MBIA MUNICIPAL INVESTORS SERV	.00	.00	.00	.00
FUND TOTALS	52,829.03	839.87	1,015.95-	52,652.95
2022 800 CONTRIBUTION RELIEF FUND	16,082.93	.00	.00	16,082.93
CASH	16,082.93	.00	.00	16,082.93
TIME DEPOSIT ON ACCOUNT	.00	.00	.00	.00
FUND TOTALS	16,082.93	.00	.00	16,082.93
2022 802 VETERAN'S MEMORIAL WALL FUND	.00	.00	.00	.00
CASH	.00	.00	.00	.00
TIME DEPOSIT ON ACCOUNT	.00	.00	.00	.00
FUND TOTALS	.00	.00	.00	.00
2022 803 HISTORICAL COMMISSION CASH	5,831.85	.00	.00	5,831.85

ACCOUNT NAME	BEGINNING CASH BALANCE	CASH RECEIPTS	CASH DISBURSEMENTS	ENDING CASH BALANCE
2022 804 VAN TORNADO-ASSISTANCE VAN TORNADO-ASSISTANCE-CASH VTASSI-TIME DEPOSITON ACCOUNT FUND TOTALS	5,286.82	.68	.00	5,287.53
2022 805 FEMA - DEC 2015 STORM CASH TIME DEPOSIT ON ACCOUNT FUND TOTALS	11,118.70	.00	.00	11,119.38
2022 806 FEMA APRIL 2016 STORM CASH TIME DEPOSIT ON ACCOUNT FUND TOTALS	.00	.00	.00	.00
2022 807 HAZARD MITIGATION GRANT CASH TIME DEPOSIT ON ACCOUNT MIRA MUNICIPAL INVESTORS SERV FUND TOTALS	.00	.00	.00	.00
2022 808 COURTHOUSE PLANNING GRANT CASH WATER GRANT CASH FUND TOTALS	.00	.00	.00	.00
2022 809 PRETRIAL INTERVENTION PROGRAM CASH TIME DEPOSIT ON ACCOUNT FUND TOTALS	2,052.01	750.00	2,311.62	490.39
2022 810 SHERIFF JUSTICE FORFEITURE FUN CASH TIME DEPOSIT ON ACCOUNT FUND TOTALS	42,364.78	5.52	.00	42,370.30
2022 811 SHERIFF TREASURY FORFEITURE FU CASH TIME DEPOSIT ON ACCOUNT FUND TOTALS	44,416.79	755.52	2,311.62	42,860.69
2022 812 CONSTABLE PCT #1 FORFEITURE FU CASH TIME DEPOSIT ON ACCOUNT FUND TOTALS	870.00	.00	.00	870.00
2022 813 VOICES - JUV CJD GRANT VOICES - CJD JUV GRANT TIME DEPOSIT ON ACCOUNT FUND TOTALS	25,458.91	3.32	.00	25,462.23
2022 814 LOCAL TRUANCY PREVENTION & DIV CASH TIME DEPOSIT ON ACCOUNT	26,328.91	3.32	.00	26,332.23
	.00	.00	.00	.00
	.00	.00	.00	.00
	500.00	.00	.00	500.00
	500.00	.00	.00	500.00
	5,703.93	.00	4,241.60	9,945.53
	5,703.93	.00	4,241.60	9,945.53
	5,151.68	818.67	.00	5,970.35
	10,000.00	.00	.00	10,000.00

ACCOUNT NAME	BEGINNING CASH BALANCE	CASH RECEIPTS	CASH DISBURSEMENTS	ENDING CASH BALANCE
2022 815 COVID -19				
CASH	.00	.00	.00	.00
TIME DEPOSIT ON ACCOUNT	.00	.00	.00	.00
MBIA MUNICIPAL INVESTORS SERV	.00	.00	.00	.00
TEXAS CLASS - ARP	.00	.00	.00	.00
FUND TOTALS	.00	.00	.00	.00
2022 816 COUNTY INFRASTRUCTURE FUND GRANT				
CASH	6,355.02-	.00	.00	6,355.02-
TIME DEPOSIT ON ACCOUNT	.00	.00	.00	.00
MBIA MUNICIPAL INVESTORS SERV	.00	.00	.00	.00
FUND TOTALS	6,355.02-	.00	.00	6,355.02-
2022 817 AMERICAN RESCUE PLAN				
CASH	.00	30,000.00	20,783.52-	9,216.48
TIME DEPOSIT ON ACCOUNT	.00	.00	.00	.00
MBIA MUNICIPAL INVESTORS SERV	.00	.00	.00	.00
TEXAS CLASS INVESTMENT FUND	5,498,632.22	1,330.73	30,000.00-	5,469,962.95
FUND TOTALS	5,498,632.22	31,330.73	50,783.52-	5,479,179.43
GRAND TOTALS	35,015,904.05	3,324,758.87	4,761,511.71-	33,579,151.21

ACCOUNT NUMBER	ACCOUNT NAME	DATE	AMOUNT NUMBER	OLD BUDGET AMOUNT	AMENDED BUDGET AMOUNT	AMOUNT OF CHANGE	DESCRIPTION	CLK
2022 010-400-481	SUBSCRIPTIONS/DUES	03/30/2022	220040	670.00	963.00	293.00	LINE ITEM TRANSFER	MK
EXPENDITURES - COUNTY JUDGE			TOTAL AMENDMENTS	1	TOTAL CHANGES	293.00		
2022 010-409-800	CONTINGENCY	10/13/2021	220001	1,000,000.00	994,160.00	5,840.00-	LINE ITEM TRANSFER	MK
2022 010-409-800	CONTINGENCY	10/27/2021	220003	994,160.00	973,460.00	20,700.00-	LINE ITEM TRANSFER	MK
2022 010-409-800	CONTINGENCY	12/08/2021	220011	973,460.00	970,499.68	2,960.32-	LINE ITEM TRANSFER	MK
2022 010-409-800	CONTINGENCY	12/22/2021	220012	970,499.68	952,124.68	18,375.00-	LINE ITEM TRANSFER	MK
2022 010-409-800	CONTINGENCY	01/19/2022	220017	952,124.68	949,624.68	2,500.00-	DA DATA INTEGRATION	SH
2022 010-409-800	CONTINGENCY	02/02/2022	220028	949,624.68	941,524.68	8,100.00-	LINE ITEM TRANSFER	MK
2022 010-409-800	CONTINGENCY	03/30/2022	220040	941,524.68	941,231.68	293.00-	LINE ITEM TRANSFER	MK
EXPENDITURES - NON DEPARTMENT			TOTAL AMENDMENTS	8	TOTAL CHANGES	62,100.32-		
2022 010-410-474	ETCOG DUES	03/16/2022	220037	13,750.00	14,400.00	650.00	LINE ITEM TRANSFER	MK
2022 010-410-474	ETCOG DUES	03/16/2022	220041	14,400.00	17,732.00	3,332.00	LINE ITEM TRANSFER	MK
2022 010-410-485	SUBDIVISION ENGINE	03/16/2022	220037	30,000.00	29,350.00	650.00-	LINE ITEM TRANSFER	MK
EXPENDITURES - CONTRACTS			TOTAL AMENDMENTS	3	TOTAL CHANGES	3,332.00		
2022 010-445-110	COURT REPORTING	11/10/2021	220006	2,500.00	4,500.00	2,000.00-	LINE ITEM TRANSFER	MK
2022 010-445-413	COURT TRANSLATORS	11/10/2021	220006	7,500.00	5,500.00	2,000.00-	LINE ITEM TRANSFER	MK
EXPENDITURES - COUNTY COURT AT			TOTAL AMENDMENTS	2	TOTAL CHANGES	.00		
2022 010-497-481	SUBSCRIPTIONS/DUES	01/19/2022	220018	200.00	255.00	55.00	LINE ITEM TRANSFER	SH
2022 010-497-495	MISCELLANEOUS	01/19/2022	220018	190.00	135.00	55.00-	LINE ITEM TRANSFER	SH
EXPENDITURES - CO. TREASURER			TOTAL AMENDMENTS	2	TOTAL CHANGES	.00		
2022 010-503-420	TELEPHONE (FAX)	10/13/2021	220001	134,800.00	135,640.00	840.00	LINE ITEM TRANSFER	MK
2022 010-503-457	MAINT. & SERVICE C	10/27/2021	220003	257,100.00	267,800.00	10,700.00	LINE ITEM TRANSFER	MK
2022 010-503-457	MAINT. & SERVICE C	12/08/2021	220011	267,800.00	270,760.32	2,960.32	LINE ITEM TRANSFER	MK
2022 010-503-457	MAINT. & SERVICE C	12/22/2021	220012	270,760.32	289,135.32	18,375.00	LINE ITEM TRANSFER	MK
2022 010-503-572	OFFICE EQUIPMENT	10/13/2021	220003	109,750.00	119,750.00	10,000.00	LINE ITEM TRANSFER	MK
2022 010-503-572	OFFICE EQUIPMENT	01/19/2022	220017	119,750.00	122,250.00	2,500.00	LINE ITEM TRANSFER	SH
2022 010-503-572	OFFICE EQUIPMENT	02/02/2022	220028	122,250.00	130,350.00	8,100.00	DA DATA INTEGRATION	SH
EXPENDITURES-DAVA PROCESSING			TOTAL AMENDMENTS	8	TOTAL CHANGES	58,475.32		
2022 010-510-357	YARD MAINT. SUPPLI	02/16/2022	220032	750.00	2,000.00	1,250.00	LINE ITEM TRANSFER	MK
2022 010-510-450	REP & MAINT. BLDGS	02/16/2022	220032	100,000.00	98,750.00	1,250.00-	LINE ITEM TRANSFER	MK
EXPENDITURES - PUBLIC BLDGS			TOTAL AMENDMENTS	2	TOTAL CHANGES	.00		
2022 015-560-495	MTSC	01/20/2022	220025	60,000.00	20,000.00	40,000.00-	ADJUSTED BUDGET TO CASH AVA	SH
EXPENDITURES - SHERIFF FORFEIT			TOTAL AMENDMENTS	1	TOTAL CHANGES	.00		
2022 021-364-100	SALE OF PROPERTY	03/30/2022	220042	1	13,986.00-	13,986.00-	INCREASE REVENUE & EXPENSE	MK
EXPENDITURES - SHERIFF FORFEIT			TOTAL AMENDMENTS	1	TOTAL CHANGES	13,986.00-		
2022 021-370-100	ROAD DAMAGE PAYMEN	02/02/2022	220029	1	7,868.00-	7,868.00-	INCREASE REVENUE & EXPENSE	MK
EXPENDITURES - ROAD DAMAGE PAYMEN			TOTAL AMENDMENTS	1	TOTAL CHANGES	7,868.00-		
2022 021-621-330	FUEL & LUBRICANTS	03/16/2022	220038	50,000.00	100,000.00	50,000.00	LINE ITEM TRANSFER	MK
2022 021-621-335	ROAD & BRIDGE MATE	02/02/2022	220029	946,769.00	954,637.00	7,868.00	INCREASE REVENUE & EXPENSE	MK
2022 021-621-571	EQUIPMENT PURCHASE	10/13/2021	220042	150,000.00	200,000.00	50,000.00	LINE ITEM TRANSFER	MK
2022 021-621-571	EQUIPMENT PURCHASE	03/30/2022	220042	200,000.00	213,986.00	13,986.00	INCREASE REVENUE & EXPENSE	MK
2022 021-621-571	EQUIPMENT PURCHASE	04/13/2022	220050	213,986.00	263,986.00	50,000.00	LINE ITEM TRANSFER	MK
2022 021-621-800	CONTINGENCY	10/13/2021	220002	264,030.00	214,030.00	50,000.00-	LINE ITEM TRANSFER	MK

ACCOUNT NUMBER	ACCOUNT NAME	DATE	AMDMT NUMBER	OLD BUDGET AMOUNT	AMOUNT OF CHANGE	DESCRIPTION	CLK
2022 021-621-800	CONTINGENCY	03/16/2022	220038	214,030.00	164,030.00	LINE ITEM TRANSFER	MR
2022 021-621-800	CONTINGENCY	04/13/2022	220050	164,030.00	114,030.00	LINE ITEM TRANSFER	MR
	EXPENDITURES - R & B PCT.1		TOTAL AMENDMENTS	8	TOTAL CHANGES	21,854.00	
2022 022-364-100	SALE OF PROPERTY	03/30/2022	220043	1,000.00	33,050.31-	INCREASE REVENUE & EXPENSE	MR
			TOTAL AMENDMENTS	1	TOTAL CHANGES	33,050.31-	
2022 022-367-000	DONATIONS - GENERA	12/22/2021	220013	1,323.06-	1,323.06-	INCREASE TO REVENUE & EXPEN	MR
			TOTAL AMENDMENTS	1	TOTAL CHANGES	1,323.06-	
2022 022-622-335	ROAD & BRIDGE MATE	12/22/2021	220013	1,409,768.00	1,411,091.06	INCREASE TO REVENUE & EXPEN	MR
2022 022-622-800	CONTINGENCY	03/30/2022	220043	1,898,285.00	937,335.31	INCREASE REVENUE & EXPENSE	MR
	EXPENDITURES - R & B PCT.2		TOTAL AMENDMENTS	2	TOTAL CHANGES	34,373.37	
2022 023-364-100	SALE OF PROPERTY	03/30/2022	220044	18,906.25-	18,906.25-	INCREASE REVENUE & EXPENSE	MR
			TOTAL AMENDMENTS	2	TOTAL CHANGES	28,906.25-	
2022 023-367-000	DONATIONS - GENERA	11/10/2021	220007	1,000.00-	6,000.00-	INCREASE REV & EXP	MR
			TOTAL AMENDMENTS	2	TOTAL CHANGES	6,000.00-	
2022 023-371-100	OTHER MISC. REVENU	04/13/2022	22005	1,000.00-	901.00-	INCREASE REV & EXP	MR
			TOTAL AMENDMENTS	1	TOTAL CHANGES	901.00-	
2022 023-623-335	ROAD & BRIDGE MATE	11/10/2021	220007	1,460,351.00	1,461,351.00	INCREASE REV & EXP	MR
2022 023-623-335	ROAD & BRIDGE MATE	02/02/2022	220030	1,461,351.00	1,466,351.00	INCREASE REVENUE & EXPENSE	MR
2022 023-623-335	ROAD & BRIDGE MATE	03/30/2022	220044	1,466,351.00	1,485,257.25	INCREASE REVENUE & EXPENSE	MR
2022 023-623-451	REPAIR & MAINT-MAC	03/30/2022	220045	70,000.00	80,000.00	INCREASE REVENUE & EXPENSE	MR
2022 023-623-456	TIRES & TUBES	04/13/2022	22005	15,000.00	15,901.00	INCREASE REV & EXP	MR
	EXPENDITURES - R & B PCT.3		TOTAL AMENDMENTS	5	TOTAL CHANGES	35,807.25	
2022 024-367-000	GENERAL CONTRIBUTI	10/27/2021	220004	1,000.00-	7,680.00-	LINE ITEM TRANSFER	MR
			TOTAL AMENDMENTS	1	TOTAL CHANGES	7,680.00-	
2022 024-624-335	ROAD & BRIDGE MATE	10/27/2021	220004	1,122,397.00	1,130,077.00	LINE ITEM TRANSFER	MR
2022 024-624-335	ROAD & BRIDGE MATE	04/13/2022	220052	1,130,077.00	1,135,656.00	LINE ITEM TRANSFER	MR
2022 024-624-335	ROAD & BRIDGE MATE	04/13/2022	220056	1,135,656.00	1,130,077.00	REVERSE BA# 220052	MR
2022 024-624-535	CAPITAL OUTLAY	04/13/2022	220057	5,579.00-	5,579.00-	LINE ITEM TRANSFER	MR
2022 024-624-571	EQUIPMENT PURCHASE	04/13/2022	220052	59,000.00	53,421.00	LINE ITEM TRANSFER	MR
2022 024-624-571	EQUIPMENT PURCHASE	04/13/2022	220056	59,000.00	59,000.00	REVERSE BA# 220052	MR
	EXPENDITURES - PCT.4		TOTAL AMENDMENTS	7	TOTAL CHANGES	7,680.00-	
2022 035-476-310	OFFICE SUPPLIES	01/05/2022	220016	1,500.00	1,500.00	CORRECT ORIGINAL BUDGET	MR
2022 035-476-427	TRAINING	01/05/2022	220015	1,500.00	4,000.00	CORRECT ORIGINAL BUDGET	MR
2022 035-476-427	REPAIRS/MAINTAINEN	01/05/2022	220016	4,000.00	2,500.00-	CORRECT ORIGINAL BUDGET	MR
	EXPENDITURES - VICTIM COORDINA		TOTAL AMENDMENTS	4	TOTAL CHANGES	.00	
2022 036-352-400	FORFEITED PROPERTY	12/22/2021	220014	25,000.00-	69,665.00-	INCREASE TO REVENUE & EXPEN	MR
			TOTAL AMENDMENTS	1	TOTAL CHANGES	69,665.00-	
2022 036-476-103	SALARIES - EMPLOYE	11/24/2021	220009	7,358.26	10,538.26	LINE ITEM TRANSFER	MR
2022 036-476-471	DISTRIBUTION TO OT	12/22/2021	220014	15,000.00	84,665.00	INCREASE TO REVENUE & EXPEN	MR

ACCOUNT NUMBER	ACCOUNT NAME	DATE	AMDMT NUMBER	OLD BUDGET AMOUNT	AMENDED BUDGET AMOUNT	AMOUNT OF CHANGE	DESCRIPTION	CLK
2022 036-476-482	RETURN TO RESPONDE	03/30/2022	220046	5,000.00	1,000.00	4,000.00-	LINE ITEM TRANSFER	MK
2022 036-476-495	MISC. EXPENDITURES	11/24/2021	220009	25,000.00	21,800.00	3,200.00-	LINE ITEM TRANSFER	MK
2022 036-476-495	MISC. EXPENDITURES	03/30/2022	220046	21,800.00	25,800.00	4,000.00	LINE ITEM TRANSFER	MK
	EXPENDITURES - DA FOREF II		TOTAL AMENDMENTS	5	TOTAL CHANGES	69,665.00		
2022 042-650-310	OFFICE SUPPLIES	01/19/2022	220022	1,900.00	1,820.00	80.00-	LINE ITEM TRANSFER	SH
2022 042-650-495	MISCELLANEOUS	01/19/2022	220022	90.00	170.00	80.00	LINE ITEM TRANSFER	SH
	EXPENDITURES - LIBRARY		TOTAL AMENDMENTS	2	TOTAL CHANGES	.00		
2022 059-403-404	CONSULTING	01/19/2022	220020	350,000.00	99,647.22	250,352.78-	LINE ITEM TRANSFER	SH
2022 059-403-407	IMAGING/ARCHIVI	01/19/2022	220020	.00	250,352.78	250,352.78-	LINE ITEM TRANSFER	SH
	EXPENDITURES - ARCHIVI		TOTAL AMENDMENTS	2	TOTAL CHANGES	.00		
2022 088-330-120	GRANT PROCEEDS FCS	01/19/2022	220019	.00	228,864.91-	228,864.91-	INCREASE REVENUE/EXPENSE	SH
2022 088-330-121	GRANT PROCEEDS FCS	01/19/2022	220019	.00	10,063.34-	10,063.34-	INCREASE REVENUE/EXPENSE	SH
	EXPENDITURES - LIBRARY		TOTAL AMENDMENTS	2	TOTAL CHANGES	238,928.25-		
2022 088-671-403	GRANT ADMIN COST C	01/19/2022	220019	.00	178,223.25	178,223.25	INCREASE REVENUE/EXPENSE	SH
2022 088-671-535	CONSTRUCTION - CCI	01/19/2022	220019	.00	60,705.00	60,705.00	INCREASE REVENUE/EXPENSE	SH
	EXPENDITURES - CEDAR CK 129		TOTAL AMENDMENTS	2	TOTAL CHANGES	238,928.25		
2022 131-371-000	MISC REIMB	03/02/2022	220034	.00	175.00-	175.00-	INCREASE REVENUE & EXPENSE	MK
	EXPENDITURES - VZC JAIL		TOTAL AMENDMENTS	1	TOTAL CHANGES	175.00-		
2022 131-512-103	SALARIES - EMPLOYE	11/24/2021	220010	1,256,784.30	1,224,442.30	32,342.00-	LINE ITEM TRANSFER	MK
2022 131-512-103	SALARIES - EMPLOYE	04/13/2022	220053	1,224,442.30	1,199,442.30	25,000.00-	LINE ITEM TRANSFER	MK
2022 131-512-110	SALARIES - COMP TI	11/24/2021	220010	82,657.50	114,999.50	32,342.00	LINE ITEM TRANSFER	MK
2022 131-512-110	SALARIES - COMP TI	04/13/2022	220053	114,999.50	139,999.50	25,000.00	LINE ITEM TRANSFER	MK
2022 131-512-339	UNIFORMS	03/02/2022	220034	5,500.00	3,675.00	1,825.00-	INCREASE REVENUE & EXPENSE	MK
2022 131-512-339	UNIFORMS	03/30/2022	220047	5,675.00	7,675.00	2,000.00-	LINE ITEM TRANSFER	MK
2022 131-512-450	REPAIR & MAINT. BL	03/30/2022	220047	120,000.00	118,000.00	2,000.00-	LINE ITEM TRANSFER	MK
	EXPENDITURES - VZC JAIL		TOTAL AMENDMENTS	7	TOTAL CHANGES	175.00		
2022 132-370-104	INSURANCE PROCEEDS	04/13/2022	220054	.00	35,915.00-	35,915.00-	LINE ITEM TRANSFER	MK
	EXPENDITURES - VZC JAIL		TOTAL AMENDMENTS	1	TOTAL CHANGES	35,915.00-		
2022 132-371-100	OTHER MISC. REVENU	01/19/2022	220023	.00	6,710.00-	6,710.00-	INCREASE REV/EXP	SH
	EXPENDITURES - SHERIFF OFFICE		TOTAL AMENDMENTS	1	TOTAL CHANGES	6,710.00-		
2022 132-560-337	LAW ENFORCEMENT SU	01/19/2022	220024	37,126.00	57,126.00	20,000.00	LINE ITEM TRANSFER	SH
2022 132-560-337	LAW ENFORCEMENT SU	03/16/2022	220039	37,126.00	59,126.00	2,000.00	LINE ITEM TRANSFER	MK
2022 132-560-455	REPAIR & MAINT - F	11/10/2021	220008	2,000.00	2,500.00	500.00	LINE ITEM TRANSFER	MK
2022 132-560-455	REPAIR & MAINT - F	01/19/2022	220023	2,500.00	9,210.00	6,710.00	INCREASE REV/EXP	SH
2022 132-560-456	TIRES & TUBES	03/16/2022	220039	40,000.00	38,000.00	2,000.00-	LINE ITEM TRANSFER	MK
2022 132-560-495	MISCELLANEOUS	11/10/2021	220008	15,000.00	14,500.00	500.00-	LINE ITEM TRANSFER	MK
2022 132-560-571	EQUIPMENT PURCHASE	01/19/2022	220024	48,860.00	28,860.00	20,000.00-	LINE ITEM TRANSFER	SH
2022 132-560-575	SHERIFF'S AUTO PUR	04/13/2022	220054	231,175.00	267,090.00	35,915.00-	LINE ITEM TRANSFER	MK
	EXPENDITURES - SHERIFF OFFICE		TOTAL AMENDMENTS	8	TOTAL CHANGES	42,625.00		
2022 400-333-120	GRANT PROCEEDS TSC	01/19/2022	220021	.00	6,050.00-	6,050.00-	INCREASE REVENUE/EXPENSE	SH
	EXPENDITURES - LIBRARY		TOTAL AMENDMENTS	1	TOTAL CHANGES	6,050.00-		
2022 400-591-403	GRANT ADMINISTRATI	01/19/2022	220021	.00	6,050.00	6,050.00	INCREASE REVENUE/EXPENSE	SH
	EXPENDITURES - ARCHIVI		TOTAL AMENDMENTS	1	TOTAL CHANGES	6,050.00		

ACCOUNT NUMBER	ACCOUNT NAME	DATE	AMDMT NUMBER	OLD BUDGET AMOUNT	AMENDED BUDGET AMOUNT	AMOUNT OF CHANGE	DESCRIPTION	CLK
2022 541-333-101	STATE AID - SUPERV	04/18/2022	220058	149,635.00-	136,223.00-	13,412.00-	ADULT BS ADJ #1	MK
2022 541-333-101	STATE AID - SUPERV	04/18/2022	220059	136,223.00-	149,635.00-	13,412.00-	REVERSE BA# 220058	MK
2022 541-333-101	STATE AID - SUPERV	04/18/2022	220060	149,635.00-	163,047.00-	13,412.00-	ADULT BS ADJ #1	MK
2022 541-333-101	STATE AID - SUPERV	04/18/2022	220061	163,047.00-	149,635.00-	13,412.00-	REVERSE BA# 220060	MK
2022 541-333-101	STATE AID - SUPERV	04/18/2022	220062	149,635.00-	163,047.00-	13,412.00-	ADULT BS ADJ #1	MK
	TOTAL AMENDMENTS			5	TOTAL CHANGES	13,412.00-		
2022 541-360-100	DEPOSITORY INTERES	04/18/2022	220058	4,000.00-	6,000.00-	2,000.00-	ADULT BS ADJ #1	MK
2022 541-360-100	DEPOSITORY INTERES	04/18/2022	220059	6,000.00-	4,000.00-	2,000.00-	REVERSE BA# 220058	MK
2022 541-360-100	DEPOSITORY INTERES	04/18/2022	220060	4,000.00-	2,000.00-	2,000.00-	ADULT BS ADJ #1	MK
2022 541-360-100	DEPOSITORY INTERES	04/18/2022	220061	2,000.00-	4,000.00-	2,000.00-	REVERSE BA# 220060	MK
2022 541-360-100	DEPOSITORY INTERES	04/18/2022	220062	4,000.00-	2,000.00-	2,000.00-	ADULT BS ADJ #1	MK
	TOTAL AMENDMENTS			5	TOTAL CHANGES	2,000.00		
2022 541-570-310	SUPPLIES/OPERATION	04/18/2022	220058	200,189.00	154,124.00	46,065.00-	ADULT BS ADJ #1	MK
2022 541-570-310	SUPPLIES/OPERATION	04/18/2022	220059	154,124.00	200,189.00	46,065.00	REVERSE BA# 220058	MK
2022 541-570-310	SUPPLIES/OPERATION	04/18/2022	220060	200,189.00	246,234.00	46,065.00-	ADULT BS ADJ #1	MK
2022 541-570-310	SUPPLIES/OPERATION	04/18/2022	220061	246,234.00	200,189.00	46,065.00-	REVERSE BA# 220060	MK
2022 541-570-310	SUPPLIES/OPERATION	04/18/2022	220062	200,189.00	154,124.00	46,065.00-	ADULT BS ADJ #1	MK
2022 541-570-419	PROFESSIONAL FEES	04/18/2022	220058	49,044.00	53,142.00	4,101.00-	ADULT BS ADJ #1	MK
2022 541-570-419	PROFESSIONAL FEES	04/18/2022	220059	53,142.00	49,044.00	4,101.00-	REVERSE BA# 220058	MK
2022 541-570-419	PROFESSIONAL FEES	04/18/2022	220060	49,044.00	44,940.00	4,104.00-	ADULT BS ADJ #1	MK
2022 541-570-419	PROFESSIONAL FEES	04/18/2022	220061	44,940.00	49,044.00	4,104.00	REVERSE BA# 220060	MK
2022 541-570-420	TELEPHONE - UTILIT	04/18/2022	220058	5,400.00	6,400.00	1,000.00-	ADULT BS ADJ #1	MK
2022 541-570-420	TELEPHONE - UTILIT	04/18/2022	220059	6,400.00	5,400.00	1,000.00-	REVERSE BA# 220058	MK
2022 541-570-420	TELEPHONE - UTILIT	04/18/2022	220060	5,400.00	4,400.00	1,000.00-	ADULT BS ADJ #1	MK
2022 541-570-420	TELEPHONE - UTILIT	04/18/2022	220061	4,400.00	5,400.00	1,000.00-	REVERSE BA# 220060	MK
2022 541-570-420	TELEPHONE - UTILIT	04/18/2022	220062	5,400.00	6,400.00	1,000.00	ADULT BS ADJ #1	MK
	TOTAL AMENDMENTS			15	TOTAL CHANGES	40,961.00-		
2022 544-574-204	WORKERS COMP	01/24/2022	220026	62.00	62.00	62.00-	CORRECT ORIGINAL BUDGET	MK
2022 544-574-204	WORKERS COMP	04/11/2022	220048	62.00	62.00	62.00-	REVERSE BA 220026	MK
2022 544-574-204	WORKERS COMP	04/11/2022	220049	62.00	62.00	62.00-	CORRECT UNEMPLOYMENT	MK
2022 544-574-206	UNEMPLOYMENT INSUR	04/11/2022	220049	62.00	62.00	62.00-	CORRECT UNEMPLOYMENT	MK
2022 544-574-419	PROFESSIONAL FEES	01/24/2022	220026	465.00	527.00	62.00-	CORRECT ORIGINAL BUDGET	MK
2022 544-574-419	PROFESSIONAL FEES	04/11/2022	220048	527.00	465.00	62.00-	REVERSE BA 220026	MK
	TOTAL AMENDMENTS			6	TOTAL CHANGES	.00		
2022 546-582-402	CONTRACT SERVICES	03/14/2022	220036	13,000.00	550.00	550.00-	BA LOCAL JUVENILE	MK
2022 546-582-572	OFFICE EQUIPMENT	03/14/2022	220036	2	12,450.00	550.00-	BA LOCAL JUVENILE	MK
	TOTAL AMENDMENTS			2	TOTAL CHANGES	.00		
2022 552-333-117	ETCOG REIMBURSEMENT	11/05/2021	220005	1,500.00-	1,500.00-	1,500.00-	INCREASE REV & EXP BA #1	MK
	TOTAL AMENDMENTS			1	TOTAL CHANGES	1,500.00-		
2022 552-582-410	PSYCHOLOGICALS-ETC	11/05/2021	220005	1,500.00	1,500.00	1,500.00	INCREASE REV & EXP BA #1	MK
	TOTAL AMENDMENTS			1	TOTAL CHANGES	1,500.00		
2022 558-435-103	SALARIES - EMPLOYE	01/25/2022	220027	46,875.59	45,165.59	1,710.00-	BA GRANT S FY22	MK
2022 558-435-457	OFFICE EQUIPMENT/C	01/25/2022	220027	3,575.00	5,285.00	1,710.00	BA GRANT S FY22	MK
	TOTAL AMENDMENTS			2	TOTAL CHANGES	.00		
2022 567-370-102	INSURANCE PROCEEDS	04/13/2022	220055	1.00	8,037.42-	8,037.42-	LINE ITEM TRANSFER	MK
	TOTAL AMENDMENTS			1	TOTAL CHANGES	8,037.42-		

ACCOUNT NUMBER	ACCOUNT NAME	DATE	AMDMT NUMBER	OLD BUDGET AMOUNT	AMENDED BUDGET AMOUNT	AMOUNT OF CHANGE	DESCRIPTION	MARK
2022 567-435-451	REPAIR & MAINT/VEH	04/13/2022	TOTAL 220055	2,500.00	10,537.42	8,037.42	LINE ITEM TRANSFER	MK
EXPENDITURES-ABATEMENT OFFICER				1	TOTAL CHANGES			
2022 817-476-402	ADMINISTRATIVE SER	02/02/2022	220031	.00	461,300.00	461,300.00	LINE ITEM TRANSFER - GRANTW	MK
2022 817-476-495	MISC. EXPENDITURES	02/02/2022	220033	10,991,944.00	10,530,644.00	461,300.00-	LINE ITEM TRANSFER - GRANTW	MK
2022 817-476-495	MISC. EXPENDITURES	02/16/2022	220033	10,530,644.00	10,232,037.00	298,607.00-	LINE ITEM TRANSFER-ARPA	MK
2022 817-476-495	MISC. EXPENDITURES	03/02/2022	220033	10,232,037.00	10,164,537.00	67,500.00-	LINE ITEM TRANSFER - ARPA	MK
2022 817-476-575	INFRASTRUCTURE	02/16/2022	220033	.00	298,607.00	298,607.00	LINE ITEM TRANSFER-ARPA	MK
2022 817-476-575	INFRASTRUCTURE	03/02/2022	220035	298,607.00	366,107.00	67,500.00	LINE ITEM TRANSFER - ARPA	MK
EXPENDITURES - AMERICAN RESCUE			TOTAL AMENDMENTS	6	TOTAL CHANGES			



P.O. Box 3188 • Longview, Texas 75606 • 903-237-5500
 MEMBER FDIC EQUAL HOUSING LENDER

1910512

PAGE 1

VAN ZANDT COUNTY
 FINANCIAL CLEARING
 121 E DALLAS RM 101
 CANTON TX 75103

INDIVIDUAL SUMMARY ANALYSIS
 MARCH 2022

OFFICER: LACE DEIBERT
 PHONE NO: (903) 567-4184
 BRANCH: 31

DATE PREPARED 3/31/22
 DAYS IN STATEMENT CYCLE 31
 VAN ZANDT COUNTY BID CONTRACT

AVERAGE DAILY LEDGER BALANCE 1,099,997.09
 LESS AVERAGE DAILY FLOAT 8,551.06
 AVERAGE DAILY COLLECTED BALANCE 1,091,446.03
 LESS REQUIRED RESERVES 10.000% 109,144.60
 AVERAGE NET COLLECTED BALANCE 982,301.43

EARNINGS ON \$982,301.43
 AT .250000% 208.57

SERVICE	ACTIVITY	UNIT PRICE	ACTIVITY CHARGE	REQUIRED BALANCES
MONTHLY ACCOUNT MAINTENANCE	1	15.0000	15.00	70,645.16
DEBITS POSTED	431	.1500	64.65	304,480.65
CREDITS POSTED	19	.1500	2.85	13,422.58
ON US ITEMS DEPOSITED	40	.1500	6.00	28,258.06
TRANSIT ITEMS DEPOSITED	67	.1500	10.05	47,332.26
TREASURY MANAGEMENT FEE (2)	1	50.0000	50.00	235,483.87
SPECIAL INSTRUCTIONS	1	.0000	.00	
TOTAL SERVICES AND REQUIRED BALANCES			148.55	699,622.58
CURRENT MONTH NET EXCESS			60.02	
NET EXCESS			60.02	

IF THIS ACCOUNT IS GROUPED WITH OTHER ACCOUNTS THE SERVICE CHARGE CALCULATIONS ARE LINKED TOGETHER.

SERVICE CHARGE IF APPLICABLE WILL BE CHARGED TO PRIMARY ACCOUNT NUMBER 1910512



P.O. Box 3188 • Longview, Texas 75606 • 903-237-5500
 MEMBER FDIC EQUAL HOUSING LENDER

Date 3/31/22 Page 1
 PRIMARY ACCOUNT
 ENCLOSURES 423

VAN ZANDT COUNTY
 FINANCIAL CLEARING
 121 E DALLAS RM 101
 CANTON TX 75103

C H E C K I N G A C C O U N T

Beginning November 1, our TBTmyWay Customer Service Center hours are changing!
 Our new hours will be Monday through Friday from 8:15 am to 8:00 pm and
 Saturday from 8:15 am to 5:00 pm. Contact us at 1-800-263-7013 for your
 banking and digital needs.

PUBLIC FUNDS CHECKING		NUMBER OF ENCLOSURES	423
ACCOUNT NUMBER		Statement Dates	3/01/22 thru 3/31/22
PREVIOUS BALANCE	1,518,018.40	DAYS IN STATEMENT PERIOD	31
39 DEPOSITS	1,323,953.64	AVERAGE LEDGER	1,099,997.09
432 CHECKS/DEBITS	2,217,020.46	AVERAGE COLLECTED	1,091,446.03
SERVICE CHARGE	.00		
INTEREST PAID	.00		
CURRENT BALANCE	624,951.58		

D E P O S I T S A N D O T H E R C R E D I T S

DATE	DESCRIPTION	AMOUNT
3/02	INV-PAYMTS JUVENILE JUSTICE CTX	57,773.00
3/02	DEPOSIT	15,274.99
3/03	INV-PAYMTS COMP JUDICIARY CTX	21,000.00
3/03	DEPOSIT	101,129.77
3/04	INV-PAYMTS FAMILY PROTCT SV CTX	7,097.26
3/04	INV-PAYMTS TX DPT CRIML JST CTX	68,181.00
3/04	DEPOSIT	2,162.21
3/07	Correct Dustin Wilson PR Trans fer 02182022	912.05
3/07	DEPOSIT	2,385.00
3/08	PAY VZ CO APPRAISAL PPD	57,883.58
3/08	PAY VZ CO APPRAISAL PPD	270,004.42
3/08	DEPOSIT	27,877.51
3/09	INV-PAYMTS TX DPT CRIML JST CTX	2,168.50
3/09	DEPOSIT	57,090.87

TEXAS BANK AND TRUST

P.O. Box 3188 • Longview, Texas 75606 • 903-237-5500

MEMBER FDIC

EQUAL HOUSING LENDER 

Date 3/31/22
PRIMARY ACCOUNT
ENCLOSURES

Page 2
423

VAN ZANDT COUNTY
FINANCIAL CLEARING
121 E DALLAS RM 101
CANTON TX 75103

PUBLIC FUNDS CHECKING

(continued)

DEPOSITS AND OTHER CREDITS		
DATE	DESCRIPTION	AMOUNT
3/11	DEPOSIT	50,739.02
3/14	DEPOSIT	2,100.00
3/15	INV-PAYMTS HEALTH HUMAN SVC CTX	222.00
3/15	DEPOSIT	1,423.00
3/16	DEPOSIT	58,232.24
3/17	INV-PAYMTS CPA STATE FISCAL CTX	5,621.14
3/17	DEPOSIT	65,419.04
3/21	ACH Pmt RENE' BATES AUCT CCD 5327307338	936.56
3/21	ACH Pmt RENE' BATES AUCT CCD 5327307665	13,986.00
3/21	ACH Pmt RENE' BATES AUCT CCD 5327308208	28,906.25
3/21	LGIP Texas CLASS PPD	30,000.00
3/21	ACH Pmt RENE' BATES AUCT CCD 5327307964	33,050.31
3/21	INV-PAYMTS JUVENILE JUSTICE CTX	57,775.00
3/21	DEPOSIT	167,644.08
3/22	FORGED ENDORSEMENT CK#77865	4,430.00
3/23	INV-PAYMTS TX AGRICULTURE CTX	1,969.75
3/23	DEPOSIT	19,475.75
3/23	FORGED ENDORSEMENT CK#77865	40.00
3/24	DEPOSIT	148.24
3/25	DEPOSIT	512.00
3/28	DEPOSIT	2,141.96
3/29	INV-PAYMTS TX DPT CRIML JST CTX	13,412.00
3/29	DEPOSIT	952.30
3/30	DEPOSIT	53,214.75
3/31	DEPOSIT	20,662.09

TEXAS BANK AND TRUST

P.O. Box 3188 • Longview, Texas 75606 • 903-237-5500
 MEMBER FDIC EQUAL HOUSING LENDER

Date 3/31/22 Page 3
 PRIMARY ACCOUNT
 ENCLOSURES 423

VAN ZANDT COUNTY
 FINANCIAL CLEARING
 121 E DALLAS RM 101
 CANTON TX 75103

PUBLIC FUNDS CHECKING

(Continued)

WITHDRAWALS AND OTHER DEBITS		
DATE	DESCRIPTION	AMOUNT
3/02	Payroll Transfer 03042022	237,445.13-
3/02	PAYMENT VISA \WEB 400365XXXXX5849	658.55-
3/03	PAYMENTS NATIONWIDE PPD	3,075.00-
3/03	PAYMENT BANKCARD \TEL	7,440.46-
3/03	USATAXPYMT IRS CCD 220246244514057	67,956.01-
3/07	CHILDSUPP Texas SDU CCD 220630002463914	1,541.24-
3/08	INSURANCE AFLAC CCD 0XH48225393	6,236.18-
3/09	Debt Service Transfer	9,762.72-
3/11	Jury Checks	480.00-
3/11	Jury Checks	1,318.00-
3/14	Jury Checks	1,134.00-
3/15	RECEIVABLE TEXAS COUNTY DRS CCD 0333	98,783.35-
3/16	Payroll 03182022	226,757.82-
3/17	USATAXPYMT IRS CCD 220247650343367	64,263.08-
3/18	PAYMENTS NATIONWIDE PPD	3,075.00-
3/18	FLEET DEBI WEX INC CCD 9100000739575	12,395.58-
3/21	WIRE TRANSFER DEBIT Bank of America 026009593 004799773039 515 Congress Ave Suite 1100 Austin, TX 78701 TDCJ P.O. Box 4015 861 IH#139 Huntsville, TX 77342 20220321MMQFMPJR000028 20220321B6B7HU3R007020 03211155FT01	4,909.16-
3/21	STOP PAYMENT FEE	30.00-



P.O. Box 3188 • Longview, Texas 75606 • 903-237-5500
 MEMBER FDIC EQUAL HOUSING LENDER

Date 3/31/22 Page
 PRIMARY ACCOUNT
 ENCLOSURES 423

VAN ZANDT COUNTY
 FINANCIAL CLEARING
 121 E DALLAS RM 101
 CANTON TX 75103

PUBLIC FUNDS CHECKING (Continued)

WITHDRAWALS AND OTHER DEBITS		
DATE	DESCRIPTION	AMOUNT
3/21	CHILDSUPP Texas SDU CCD 220770002483868	1,541.24-
3/25	Jury Checks	72.00-
3/29	Jury Checks	294.00-
3/29	Jury Checks	408.00-
3/29	Jury Checks	444.00-
3/29	Jury Checks	560.00-
3/29	PAYMENT VISA \WEB 400365XXXXX5849	515.89-
3/30	Payroll 04012022	260,878.51-
3/31	WIRE TRANSFER DEBIT Metropolitan Life Insurance Co 101000019 9990329 811 Main Street, 7th Floor Kansas City, MO 64105-2005 COMMERCE BANK P.O. Box 419248 Mail Stop KCWT Kansas City, MO 64141-6248 20220331MMQFMPJR000041 20220331J1Q526XX000849 03311212FT01	6,509.46-
3/31	PAYMENT BANKCARD \TEL	5,685.68-

CHECKS IN NUMERICAL ORDER					
DATE	CHECK NO	AMOUNT	DATE	CHECK NO	AMOUNT
3/16	77550	206.31	3/04	78250	177.70
3/25	77840*	194.72	3/07	78253*	162.90
3/01	78091*	138.39	3/02	78260*	147.03
3/15	78210*	15.00	3/03	78266*	295.00
3/02	78236*	1,840.00	3/02	78268*	13,530.05
3/03	78239*	404.69	3/04	78272*	1,755.05
3/03	78240	67.66	3/02	78279*	42.95
3/02	78247*	295.00	3/01	78280	63.89
3/07	78249*	3,394.30	3/02	78287*	110.40

* Indicates break in check number sequence



P.O. Box 3188 • Longview, Texas 75606 • 903-237-5500

MEMBER FDIC

EQUAL HOUSING LENDER

Date 3/31/22
PRIMARY ACCOUNT
ENCLOSURES

Page 5
423

VAN ZANDT COUNTY
FINANCIAL CLEARING
121 E DALLAS RM 101
CANTON TX 75103

PUBLIC FUNDS CHECKING

(Continued)

CHECKS IN NUMERICAL ORDER					
DATE	CHECK NO	AMOUNT	DATE	CHECK NO	AMOUNT
3/03	78292*	500.00	3/01	78507*	151.96
3/21	78299*	28.00	3/11	78512*	332.00
3/02	78301*	439.20	3/02	78521*	53.54
3/02	78305*	930.62	3/08	78524*	1,677.00
3/02	78308*	129.00	3/02	78526*	51.20
3/18	78313*	268.35	3/01	78527	707.24
3/02	78316*	290.00	3/08	78530*	381.88
3/03	78319*	468.93	3/07	78531	6,578.73
3/25	78320	429.75	3/08	78532	114.79
3/03	78321	380.00	3/08	78533	233.14
3/11	78322	21,734.31	3/09	78534	2,363.65
3/03	78330*	1,223.58	3/03	78535	148.00
3/07	78337*	234.23	3/07	78536	277.07
3/03	78374*	225.60	3/08	78537	405.63
3/01	78389*	1,906.25	3/08	78538	67.66
3/01	78394*	1,900.00	3/04	78539	89.82
3/01	78396*	438.30	3/03	78540	157.91
3/02	78399*	90.00	3/08	78541	1,270.05
3/10	78402*	600.53	3/08	78542	255.31
3/01	78407*	463.92	3/07	78543	43.05
3/01	78410*	228.40	3/11	78544	41.06
3/01	78412*	128.98	3/08	78545	59.06
3/04	78413	550.00	3/08	78546	1,067.48
3/01	78415*	1,120.00	3/10	78547	108.08
3/08	78417*	3,250.00	3/15	78548	66.78
3/04	78422*	174.00	3/11	78549	133.98
3/01	78423	31.95	3/10	78550	707.24
3/01	78425*	600.53	3/15	78551	78.75
3/02	78448*	560.00	3/07	78552	50.00
3/01	78454*	2,055.00	3/07	78553	80.00
3/02	78463*	269.00	3/07	78554	300.00
3/21	78467*	7.00	3/07	78555	100.00
3/01	78468	600.53	3/09	78556	3,532.10
3/01	78479*	150.00	3/09	78557	3,833.00
3/01	78480	600.53	3/09	78558	95.00
3/01	78484*	405.00	3/09	78559	263.72
3/18	78486*	311.16	3/09	78560	3,800.00
3/02	78497*	600.00	3/08	78561	7,119.43
3/25	78499*	356.56	3/08	78562	290.00

* Indicates break in check number sequence



P.O. Box 3188 • Longview, Texas 75606 • 903-237-5500
 MEMBER FDIC EQUAL HOUSING LENDER

Date 3/31/22
 PRIMARY ACCOUNT
 ENCLOSURES

Page 6
 423

VAN ZANDT COUNTY
 FINANCIAL CLEARING
 121 E DALLAS RM 101
 CANTON TX 75103

PUBLIC FUNDS CHECKING

ontinued)

CHECKS IN NUMERICAL ORDER					
DATE	CHECK NO	AMOUNT	DATE	CHECK NO	AMOUNT
3/09	78563	221.93	3/02	78601	38.50
3/08	78564	60,952.75	3/18	78602	825.00
3/09	78565	21,750.00	3/09	78603	67.29
3/09	78566	38.18	3/08	78604	805.12
3/21	78567	563.64	3/08	78605	1,391.80
3/15	78568	5,760.00	3/08	78606	140.95
3/11	78569	368.99	3/09	78607	460.00
3/11	78570	177.70	3/08	78608	6,000.00
3/11	78571	228.40	3/08	78609	119.88
3/16	78572	1,361.19	3/08	78610	74.13
3/21	78573	1,800.00	3/08	78611	296.19
3/15	78574	4,300.00	3/04	78612	996.00
3/09	78575	432.00	3/08	78613	25.00
3/10	78576	102.82	3/08	78614	43.28
3/15	78577	60.00	3/15	78615	2,750.00
3/10	78578	73.00	3/21	78616	14.00
3/10	78579	7,296.67	3/11	78617	175.00
3/08	78580	156.00	3/09	78618	2.58
3/09	78581	2,525.00	3/21	78619	25.53
3/07	78582	206.23	3/07	78620	11,591.41
3/10	78583	950.00	3/08	78621	110.76
3/09	78584	790.00	3/09	78622	98.06
3/09	78585	612.80	3/11	78623	129.00
3/09	78586	750.00	3/08	78624	1,297.88
3/11	78587	2,100.00	3/11	78625	1,750.00
3/11	78588	69.44	3/08	78626	209.00
3/07	78589	76.68	3/15	78627	540.00
3/07	78590	900.00	3/07	78628	21.28
3/16	78591	1,386.00	3/08	78629	120.90
3/08	78592	1,127.00	3/18	78630	210.75
3/09	78593	333.33	3/08	78631	18,390.70
3/08	78594	1,574.46	3/16	78632	1,806.70
3/23	78594*	163.26	3/08	78633	3,000.00
3/09	78595	142.95	3/08	78634	2,775.00
3/07	78596	7.00	3/09	78635	74,864.32
3/08	78597	240.00	3/08	78636	3,199.63
3/09	78598	775.00	3/08	78637	150.00
3/10	78599	1,100.00	3/08	78638	31,992.22
3/08	78600	1,164.39	3/09	78639	42.00

* Indicates break in check number sequence



P.O. Box 3188 • Longview, Texas 75606 • 903-237-5500

MEMBER FDIC

EQUAL HOUSING LENDER

Date 3/31/22
 PRIMARY ACCOUNT
 ENCLOSURES

Page 7
 423

VAN ZANDT COUNTY
 FINANCIAL CLEARING
 121 E DALLAS RM 101
 CANTON TX 75103

PUBLIC FUNDS CHECKING

(Continued)

CHECKS IN NUMERICAL ORDER					
DATE	CHECK NO	AMOUNT	DATE	CHECK NO	AMOUNT
3/28	78640	185.00	3/14	78680	76.41
3/03	78641	1,250.00	3/08	78681	130,941.37
3/09	78642	825.80	3/09	78682	28.00
3/11	78643	675.00	3/09	78683	412.92
3/14	78644	600.00	3/09	78684	2,383.65
3/11	78645	483.45	3/04	78685	1,363.89
3/08	78646	75.00	3/11	78686	3,428.05
3/10	78647	525.20	3/11	78687	94.20
3/09	78648	171.54	3/08	78688	6,040.73
3/08	78649	678.92	3/09	78689	71.00
3/11	78650	6,000.00	3/11	78690	110.70
3/07	78652*	36.70	3/15	78691	162.38
3/07	78653	1,781.03	3/08	78692	978.30
3/10	78654	64.14	3/22	78693	328.17
3/10	78655	9.56	3/21	78694	106.67
3/10	78656	2,188.15	3/24	78695	157.67
3/08	78657	136.75	3/15	78696	706.56
3/09	78658	80.52	3/22	78697	162.20
3/09	78659	237.99	3/21	78698	869.40
3/11	78660	600.00	3/17	78699	1,199.95
3/08	78661	8,891.22	3/17	78700	55.00
3/11	78662	950.00	3/18	78701	192.58
3/08	78663	1,609.00	3/17	78702	48.87
3/10	78664	251.44	3/18	78703	1,149.00
3/03	78665	65,150.39	3/18	78704	59.06
3/09	78666	41.99	3/17	78705	150.00
3/09	78667	55.00	3/21	78706	8.75
3/07	78668	32.22	3/21	78707	550.00
3/09	78669	43.92	3/21	78708	50.00
3/08	78670	52.50	3/17	78709	2,500.00
3/10	78671	20.00	3/18	78710	952.00
3/18	78672	280.00	3/18	78711	470.00
3/30	78673	50.00	3/17	78712	2,083.33
3/08	78674	350.00	3/21	78713	225.60
3/14	78675	188.16	3/29	78714	2,406.25
3/09	78676	85.88	3/14	78715	45.00
3/09	78677	42.74	3/15	78716	2,520.00
3/09	78678	321.90	3/22	78717	150.00
3/11	78679	6,683.22	3/17	78718	44,000.00

* Indicates break in check number sequence



P.O. Box 3188 • Longview, Texas 75606 • 903-237-5500
 MEMBER FDIC EQUAL HOUSING LENDER

Date 3/31/22 Page 8
 PRIMARY ACCOUNT
 ENCLOSURES 423

VAN ZANDT COUNTY
 FINANCIAL CLEARING
 121 E DALLAS RM 101
 CANTON TX 75103

PUBLIC FUNDS CHECKING

(Continued)

CHECKS IN NUMERICAL ORDER					
DATE	CHECK NO	AMOUNT	DATE	CHECK NO	AMOUNT
3/22	78719	1,398.61	3/23	78764	395.00
3/31	78720	1,975.00	3/24	78765	2,477.19
3/22	78721	100.00	3/25	78766	600.53
3/30	78722	595.00	3/23	78767	285.00
3/22	78723	1,050.00	3/22	78768	268.78
3/23	78724	2,350.78	3/21	78769	191.62
3/22	78725	1,840.00	3/23	78770	285.42
3/22	78726	2,720.00	3/22	78771	3,651.04
3/23	78728*	3,158.82	3/23	78772	2,903.31
3/22	78729	215.00	3/25	78773	182.00
3/22	78730	6,399.08	3/30	78774	550.00
3/24	78731	100.00	3/23	78775	146.28
3/17	78732	15.00	3/22	78776	95.92
3/28	78733	50.00	3/22	78777	1,045.00
3/21	78735*	739.25	3/23	78778	436.82
3/25	78736	3,000.00	3/21	78779	28,713.63
3/24	78737	106.55	3/22	78780	24,574.50
3/23	78739*	50.97	3/21	78781	74.13
3/28	78740	517.98	3/21	78782	178.75
3/28	78741	6,690.38	3/23	78783	3,060.00
3/24	78742	228.40	3/21	78784	558.00
3/22	78743	35,758.08	3/21	78785	211.12
3/22	78744	35.91	3/22	78786	5,956.00
3/23	78745	27.60	3/23	78787	187.00
3/23	78746	615.00	3/18	78788	33.00
3/25	78747	443.30	3/23	78789	112.00
3/28	78748	2,160.00	3/16	78790	137.00
3/22	78749	130.00	3/22	78791	17.86
3/23	78750	1,415.59	3/23	78792	5,147.00
3/25	78751	57.00	3/22	78793	600.53
3/24	78752	69.54	3/24	78797*	55.33
3/22	78753	3,840.00	3/24	78799*	511.18
3/29	78754	1,206.00	3/18	78800	349.10
3/23	78755	11,311.73	3/23	78801	97.32
3/22	78756	350.00	3/21	78802	178.75
3/23	78757	8,676.00	3/21	78803	4,940.49
3/25	78758	250.00	3/28	78804	2,187.12
3/24	78759	295.19	3/17	78805	164.50
3/23	78763*	166.61	3/22	78806	254.07

* Indicates break in check number sequence



P.O. Box 3188 • Longview, Texas 75606 • 903-237-5500

MEMBER FDIC

EQUAL HOUSING LENDER

Date 3/31/22
 PRIMARY ACCOUNT
 ENCLOSURES

Page 9
 423

VAN ZANDT COUNTY
 FINANCIAL CLEARING
 121 E DALLAS RM 101
 CANTON TX 75103

PUBLIC FUNDS CHECKING

(Continued)

CHECKS IN NUMERICAL ORDER					
DATE	CHECK NO	AMOUNT	DATE	CHECK NO	AMOUNT
3/25	78807	137.00	3/29	78847	600.53
3/25	78808	128.04	3/18	78848	25.50
3/25	78809	2,746.62	3/22	78849	5,903.04
3/22	78810	553.65	3/23	78851*	251.79
3/22	78811	1,124.87	3/23	78852	302.95
3/31	78812	600.53	3/17	78853	64,427.09
3/16	78813	95.00	3/29	78854	90.00
3/22	78814	500.00	3/24	78855	55.59
3/21	78815	165.90	3/24	78857*	43.92
3/31	78816	1,878.00	3/25	78858	1,271.25
3/23	78817	126.00	3/22	78859	828.27
3/25	78818	754.90	3/24	78860	109.88
3/24	78819	34.70	3/22	78861	1,677.00
3/17	78820	59.00	3/24	78862	1,800.00
3/30	78821	23.30	3/24	78863	3,399.99
3/22	78822	1,225.00	3/28	78864	250.86
3/21	78823	575.58	3/25	78865	2,225.10
3/23	78824	163.17	3/22	78866	152.00
3/23	78825	90.00	3/24	78867	7.10
3/22	78827*	8,311.15	3/30	78868	35.00
3/24	78828	175.00	3/30	78869	35.00
3/25	78830*	765.00	3/30	78871*	170.00
3/22	78831	175.00	3/30	78872	59.95
3/29	78832	47.68	3/30	78873	200.00
3/23	78833	20,783.52	3/29	78875*	28.78
3/22	78834	19,916.10	3/29	78876	36.70
3/24	78835	295.88	3/30	78878*	50.00
3/24	78836	154.06	3/31	78880*	642.35
3/31	78837	720.00	3/31	78881	409.20
3/22	78838	382.29	3/30	78882	48.76
3/22	78839	792.53	3/31	78883	3,186.15
3/23	78840	126,890.21	3/30	78885*	62.07
3/24	78841	151.96	3/30	78887*	213.46
3/23	78842	50.00	3/31	78889*	8,942.46
3/22	78843	143.31	3/30	78962*	1,845.60
3/25	78845*	2,188.15	3/30	78982*	5,100.00
3/22	78846	760.50	3/30	78992*	24.58

* Indicates break in check number sequence

TEXAS BANK AND TRUST

P.O. Box 3188 • Longview, Texas 75606 • 903-237-5500

MEMBER FDIC

EQUAL HOUSING LENDER 

Date 3/31/22
 PRIMARY ACCOUNT
 ENCLOSURES

Page 10
 423

VAN ZANDT COUNTY
 FINANCIAL CLEARING
 121 E DALLAS RM 101
 CANTON TX 75103

PUBLIC FUNDS CHECKING

Continued)

DAILY BALANCE INFORMATION					
DATE	BALANCE	DATE	BALANCE	DATE	BALANCE
3/01	1,506,327.53	3/11	1,307,266.53	3/23	879,108.52
3/02	1,321,855.35	3/14	1,307,322.96	3/24	869,027.63
3/03	1,295,241.89	3/15	1,193,225.14	3/25	853,737.71
3/04	1,367,575.90	3/16	1,019,707.36	3/28	843,838.33
3/07	1,343,458.88	3/17	911,781.72	3/29	851,564.80
3/08	1,391,685.95	3/18	891,185.64	3/30	634,838.32
3/09	1,318,586.84	3/21	1,176,227.63	3/31	624,951.58
3/10	1,304,590.01	3/22	1,047,272.17		

END OF STATEMENT

TexPool Participant Services
 1001 Texas Avenue, Suite 1150
 Houston, TX 77002



Participant Statement

VAN ZANDT COUNTY
 FINANCIAL CLEARING FUND
 ATTN KENNY EDWARDS
 121 E DALLAS ST STE 101
 CANTON TX 75103-1496

Statement Period **03/01/2022 - 03/31/2022**

Page 1 of 2

Customer Service **1-866-TEX-POOL**

Location ID

Investor ID

TexPool Update

It's spring cleaning time! Review a current listing of your authorized representatives and contact information by requesting an Account Information Report from TexConnect or the TexPool Participant Services team. Submit any changes on the proper maintenance form, found under Account Documents.

TexPool Summary

Pool Name	Beginning Balance	Total Deposits	Total Withdrawals	Total Interest	Current Balance	Average Balance
Texas Local Government Investment Pool	\$10,120,044.19	\$0.00	\$0.00	\$1,320.58	\$10,121,364.77	\$10,120,086.79
Total Dollar Value	\$10,120,044.19	\$0.00	\$0.00	\$1,320.58	\$10,121,364.77	

Portfolio Value

Pool Name	Pool/Account	Market Value (03/01/2022)	Share Price (03/31/2022)	Shares Owned (03/31/2022)	Market Value (03/31/2022)
Texas Local Government Investment Pool		\$10,120,044.19	\$1.00	10,121,364.770	\$10,121,364.77
Total Dollar Value		\$10,120,044.19			\$10,121,364.77

Interest Summary

Pool Name	Pool/Account	Month-to-Date Interest	Year-to-Date Interest
Texas Local Government Investment Pool		\$1,320.58	\$2,076.69
Total		\$1,320.58	\$2,076.69




Transaction Detail

Texas Local Government Investment Pool

Participant: VAN ZANDT COUNTY

Pool/Account:

Transaction Date	Settlement Date	Transaction Description	Transaction Dollar Amount	Share Price	Shares This Transaction	Shares Owned
03/01/2022	03/01/2022	BEGINNING BALANCE	\$10,120,044.19	\$1.00		10,120,044.190
03/31/2022	03/31/2022	MONTHLY POSTING	\$1,320.58	\$1.00	1,320.580	10,121,364.770
Account Value as of 03/31/2022			\$10,121,364.77	\$1.00		10,121,364.770



0000178-00010391 PDF 401872
 Van Zandt County
 121 East Dallas Street Room 101
 Canton, TX 75103

Summary Statement

March 31, 2022
 Page 1 of 4

Investor ID:

Texas CLASS

Texas CLASS

Average Monthly Yield: 0.2857%

	Beginning Balance	Contributions	Withdrawals	Income Earned	Income Earned YTD	Average Daily Balance	Month End Balance
FINANCIAL CLEARING	17,194,772.41	0.00	1,000,000.00	4,172.60	6,658.46	17,164,325.64	16,198,945.01
American Rescue Plan	5,498,632.22	0.00	30,000.00	1,330.73	2,299.72	5,485,662.35	5,469,962.95
TOTAL	22,693,404.63	0.00	1,030,000.00	5,503.33	8,958.18	22,649,987.99	21,668,907.96

Tel: (800) 707-6242

<https://www.texasclass.com/>



Account Number:

FINANCIAL CLEARING


Account Summary

Average Monthly Yield: 0.2857%

Transaction Date	Transaction Description	Contributions & Income Earned	Withdrawals	Balance	Transaction Number
03/01/2022	Beginning Balance			17,194,772.41	
03/31/2022	Withdrawal		1,000,000.00	16,194,772.41	5679108
03/31/2022	Income Dividend Reinvestment	4,172.60		16,198,945.01	
03/31/2022	Ending Balance			16,198,945.01	

Transaction Activity

Transaction Date	Transaction Description	Contributions & Income Earned	Withdrawals	Balance	Transaction Number
03/01/2022	Beginning Balance			17,194,772.41	
03/31/2022	Withdrawal		1,000,000.00	16,194,772.41	5679108
03/31/2022	Income Dividend Reinvestment	4,172.60		16,198,945.01	
03/31/2022	Ending Balance			16,198,945.01	



Account Statement

March 31, 2022

Page 3 of 4

Account Number:

American Rescue Plan

Account Summary

Average Monthly Yield: 0.2857%

Transaction Date	Transaction Description	Contributions & Income Earned	Withdrawals	Balance	Transaction Number
03/01/2022	Beginning Balance			5,498,632.22	
03/18/2022	Withdrawal		30,000.00		5643099
03/31/2022	Income Dividend Reinvestment	1,330.73			
03/31/2022	Ending Balance			5,489,962.95	

Transaction Activity

Transaction Date	Transaction Description	Contributions & Income Earned	Withdrawals	Balance	Transaction Number
03/01/2022	Beginning Balance			5,498,632.22	
03/18/2022	Withdrawal		30,000.00		5643099
03/31/2022	Income Dividend Reinvestment	1,330.73			
03/31/2022	Ending Balance			5,489,962.95	

Tel: (800) 707-6242

<https://www.texasclass.com/>



Texas CLASS

Texas CLASS

Date	Dividend Rate	Daily Yield
03/01/2022	0.000003809	0.1390%
03/02/2022	0.000004115	0.1502%
03/03/2022	0.000004956	0.1809%
03/04/2022	0.000014736	0.1793%
03/05/2022	0.000000000	0.1793%
03/06/2022	0.000000000	0.1793%
03/07/2022	0.000004873	0.1779%
03/08/2022	0.000005671	0.2070%
03/09/2022	0.000005863	0.2140%
03/10/2022	0.000006173	0.2253%
03/11/2022	0.000018987	0.2310%
03/12/2022	0.000000000	0.2310%
03/13/2022	0.000000000	0.2310%
03/14/2022	0.000006305	0.2301%
03/15/2022	0.000006299	0.2299%
03/16/2022	0.000006629	0.2420%
03/17/2022	0.000007391	0.2698%
03/18/2022	0.000026835	0.3265%
03/19/2022	0.000000000	0.3265%
03/20/2022	0.000000000	0.3265%
03/21/2022	0.000010053	0.3662%
03/22/2022	0.000010096	0.3685%
03/23/2022	0.000010239	0.3737%
03/24/2022	0.000010585	0.3864%
03/25/2022	0.0000032103	0.3906%
03/26/2022	0.000000000	0.3906%
03/27/2022	0.000000000	0.3906%
03/28/2022	0.000011161	0.4073%
03/29/2022	0.000011177	0.4080%
03/30/2022	0.000011283	0.4118%
03/31/2022	0.000013320	0.4862%

Performance results are shown net of all fees and expenses and reflect the reinvestment of dividends and other earnings. Many factors affect performance including changes in market conditions and interest rates and in response to other economic, political, or financial developments. Investment involves risk including the possible loss of principal. No assurance can be given that the performance objectives of a given strategy will be achieved. Past performance is no guarantee of future results. Any financial and/or investment decision may incur losses.

Tel: (800) 707-6242

<https://www.texasclass.com/>