


Van Zandt County
Monthly Financial & Investment Report
Month Ending February 28, 2022

TO BE RECORDED IN THE MARCH 30, 2022 MINUTES

OF THE COMMISSIONERS' COURT

BY VAN ZANDT COUNTY CLERK.

SUBMITTED THIS THE 22th DAY OF MARCH 2022



Kenny Edwards, Treasurer

The Van Zandt County Commissioners' Court, having reviewed the Treasurer's Report as presented, having taken reasonable steps to ensure its accuracy, and based upon presentations of the Treasurer's Office, does hereby approve the Report, subject to the independent auditor's review and does further order that it be filed with the official minutes of this meeting. {LGC 114.026(c)}

In addition, the below signatures affirm that the Treasurers' Report complies with statutes as referenced. {LGC 114.026(d)}S



Don Kirkpatrick, Van Zandt County Judge



Chad LaPrade

Commissioner Precinct #1




Keith Pearson

Commissioner Precinct #3



Virgil Melton, Jr.

Commissioner Precinct #2



Tim West

Commissioner Precinct #4

FUND NAME	CHECKING ACCOUNT	CHECKING AMOUNT	TDOA ACCOUNT	TDOA AMOUNT	FUND TOTAL
2022 010 GENERAL FUND	FIN CLEAR AMERICAN CITY JURY	519,284.13	TDOA MBIA	3,387,279.08	10,710,950.44
2022 012 RESERVE FUNDS	FIN CLEAR	3,411.00	TDOA MBIA		14,620,924.65
2022 015 SHERIFF CHAPTER 59 FORFEITURE	FIN CLEAR AMERICAN	10,431.44	TDOA MBIA	21,366.37	31,797.81
2022 016 DA FORFEITURE FUND	FIN CLEAR		TDOA MBIA		
	ESCR0W #1	2,463.35			
	ESCR0W #2	9,733.47			
	ESCR0W #3	6,004.79			
	ESCR0W #4				
	ESCR0W #5				
	ESCR0W #6	2,000.49			
	ESCR0W #7	934.22			
	ESCR0W #8	1,052.19			
	ESCR0W #9	29,073.38			
	ESCR0W #10	5,591.00			
	ESCR0W #11				
	ESCR0W #12				
	ESCR0W #13				
	ESCR0W #14				
	ESCR0W #15				
	ESCR0W #16				
	ESCR0W #17				
	ESCR0W #18	6,483.92			
	ESCR0W #19				
	ESCR0W #20				
	ESCR0W #21				
	ESCR0W #22				
	ESCR0W #23				
	ESCR0W #24				
	ESCR0W #25				
	ESCR0W #26				
	ESCR0W #27				
	ESCR0W #28				
	ESCR0W #29				
	ESCR0W #30				
	ESCR0W #31				
	ESCR0W #32				
	ESCR0W #33				
	ESCR0W #34				
	ESCR0W #35				
	ESCR0W #36				
	ESCR0W #37				
	ESCR0W #38				
	ESCR0W #39				
	ESCR0W #40				
	ESCR0W #41				
	ESCR0W #42				
	ESCR0W #43				
	ESCR0W #44				
	ESCR0W #45				
		2,929.06			

COMBINED STATEMENT OF CASH POSITION FOR FEBRUARY

FUND NAME	CHECKING ACCOUNT	CHECKING AMOUNT	TDOA ACCOUNT	TDOA AMOUNT	FUND TOTAL
	ESCROW #46				
	ESCROW #47				
	ESCROW #48				
	ESCROW #49				
	ESCROW #50				
	ESCROW #51				
	ESCROW #52				
	ESCROW #53				
	ESCROW #54				
	ESCROW #55				
	ESCROW #56				
	ESCROW #57				
	ESCROW #58				
	ESCROW #59				
	ESCROW #60				
	ESCROW #61				
	ESCROW #62				
	ESCROW #63				
	ESCROW #64				
	ESCROW #65				
	ESCROW #66				
	ESCROW #67				
	ESCROW #68				
	ESCROW #69				
	ESCROW #70				
	ESCROW #71				
	ESCROW #72				
	ESCROW #73				
	ESCROW #74				
	ESCROW #75				
	ESCROW #76				
	ESCROW #77				
	ESCROW #78				
	ESCROW #79				
	ESCROW #80				
	ESCROW #81				
	ESCROW #82				
	ESCROW #83				
	ESCROW #84				
	ESCROW #85				
	ESCROW #86				
	ESCROW #87				
	ESCROW #88				
	FIN CLEAR	8,977.76	TDOA MBIA	20,023.55	66,906.93
2022 017 BUILDING SECURITY FUND					
2022 018 JUSTICE COURT BLDG SECURITY FUND	FIN CLEAR	3,479.49	TDOA	9,415.70	12,895.19
2022 019 DA FORFEITURE FUND	ESCROW #13				
	ESCROW #14				
	ESCROW #15				
	ESCROW #16				
	ESCROW #45				
2022 021 ROAD & BRIDGE - PCT. 1	FIN CLEAR	100,759.58	TDOA	496,684.16	

FUND NAME	CHECKING ACCOUNT	CHECKING AMOUNT	TDOA ACCOUNT	TDOA AMOUNT	FUND TOTAL
2022 022 ROAD & BRIDGE - PCT. 2	FIN CLEAR	113,729.83	TDOA MBIA	1,205,602.87	1,803,046.61
2022 023 ROAD & BRIDGE - PCT. 3	FIN CLEAR	100,440.43	TDOA MBIA	1,096,748.89	2,488,818.83
2022 024 ROAD & BRIDGE - PCT. 4	FIN CLEAR	106,209.90	TDOA MBIA	513,432.91	2,094,581.30
2022 026 ROAD & BRIDGE - GEN	FIN CLEAR	7,167.67	TDOA MBIA	554,966.35	1,966,838.92
2022 035 VICTIM COORDINATOR GRANT	FIN CLEAR	8,235.44-	TDOA MBIA	1,305,662.67	8,189.66
2022 036 DA FOREFEITURE FUND II	FIN CLEAR	636.27-	TDOA MBIA	1,021.99	8,235.44-
2022 037 CONSTABLE PCT #4 SEIZURE	FIN CLEAR	819.89	TDOA MBIA	92,250.05	91,613.78
2022 040 COUNTY LAW LIBRARY FUND	FIN CLEAR	8,529.46	TDOA MBIA	3,885.75	4,705.64
2022 042 COUNTY FREE LIBRARY	FIN CLEAR	40,009.84	TDOA MBIA	74,767.16	83,296.62
2022 047 DIGITIZE RECORDS	FIN CLEAR	12,416.03	TDOA MBIA	113,003.37	40,009.84
2022 048 SUPPLEMENTAL GUARDIANSHIP	FIN CLEAR	7,168.22	TDOA	125,419.40	125,419.40
2022 049 COUNTY CHILD ABUSE PREVENTION CLEAR	FIN CLEAR	2,882.07	TDOA	34,478.15	41,646.37
2022 050 COURT RELATED PROGRAMS	FIN CLEAR	5,009.83	TDOA MBIA	8,288.37	11,170.44
2022 052 COUNTY & DISTRICT TECH FUND FIN CLEAR	FIN CLEAR	3,813.13	TDOA MBIA	8,001.57	13,011.40
2022 053 CAPITALCREDITSECONOMICDEVELOPMENT CLEAR	FIN CLEAR	25,649.67-	TDOA MBIA	4,992.66	8,805.79
2022 054 DISTRICT CLERK TECHNOLOGY FUND CLEAR	FIN CLEAR	2,881.24	TDOA	321,723.78	331,105.59
2022 055 CHAPTER 19	FIN CLEAR		TDOA MBIA	35,031.48	25,935.61
2022 056 COUNTY RECORDS FUND	FIN CLEAR	5,878.28	TDOA MBIA	23,054.37	161,070.53
2022 057 COUNTY CLERK RECORDS FUND	FIN CLEAR	34,908.71	TDOA MBIA	155,192.25	403,973.10

FUND NAME	CHECKING ACCOUNT	CHECKING AMOUNT	TDOA ACCOUNT	TDOA AMOUNT	FUND TOTAL
2022 058 DISTRICT CLERK RECORDS FUND	FIN CLEAR	10,320.30	TDOA	9,458.31	19,778.61
2022 059 COUNTY CLERK ARCHIVE	FIN CLEAR	43,215.65	TDOA	636,009.45	679,225.10
2022 070 PERMANENT IMPROVEMENT FUND	FIN CLEAR		TDOA		
	FIN CLEAR		MBETA		
2022 075 RIGHT-OF-WAY FUND	FIN CLEAR		TDOA		
	FIN CLEAR		MBETA		
2022 084 TAX ANTICIPATION NOTES	FIN CLEAR		TDOA		
	FIN CLEAR		MBETA		
2022 085 DEBT SERVICE FUND	DEBT CL	517,003.41	TDOA	636,676.09	1,153,679.64
			MBETA	.14	
2022 087 VZC INDIGENT HEALTH PROGRAM	FIN CLEAR	37,719.35	TDOA	114,192.06	151,911.41
	FIN CLEAR		MBETA		
2022 088 SOIL CONSERVATION DIST FUND	FIN CLEAR	334.03	TDOA	39,393.96	39,727.99
	FIN CLEAR		MBETA		
2022 090 APPELLATE JUSTICE SYSTEM	FUNFIN CLEAR	845.35	TDOA	845.35	845.35
			MBETA		
2022 095 PAYROLL CLEARING ACCOUNT.	PAYCLEAR	194,039.82	MBETA	194,039.82	194,039.82
2022 096 GEN FIXED ASSETS ACCOUNT GRP			MBETA		
2022 097 LONG TERM DEBT GROUP			MBETA		
2022 131 VAN ZANDT COUNTY JAIL	FIN CLEAR	21,898.28	TDOA	521,012.68	542,910.96
	FIN CLEAR		MBETA		
2022 132 VAN ZANDT COUNTY SHERIFF DEPT	FIN CLEAR	22,602.64	TDOA	397,000.00	419,602.64
	FIN CLEAR		MBETA		
2022 145 SOLID WASTE GRANT	FIN CLEAR				
2022 147 2020 HAVA CARES ACT	FIN CLEAR	1,846.74	TDOA	15,038.23	16,884.97
	FIN CLEAR		MBETA		
2022 400 FRUITVALE 2021 TXCDBG	722048WATER				
2022 401 BENWHEELERMSC	71348911131115				
2022 402 LITTLEHOPEMOOREMSC	7130260813				
2022 540 PRETRIAL SUPERVISION	FIN CLEAR	4,192.99	TDOA	118,179.41	122,372.40
2022 541 COMMUNITY SUP & CORRECTIONS	FIN CLEAR	7,452.41-	TDOA	249,705.63	242,253.22
	FIN CLEAR		MBETA		
2022 542 ADULT PROBATION CIVIL	FIN CLEAR	7,195.13	TDOA	51,173.42	369,960.73
	FIN CLEAR		MBETA	311,592.18	

FUND NAME	CHECKING ACCOUNT	CHECKING AMOUNT	TDOA ACCOUNT	TDOA AMOUNT	FUND TOTAL
2022 543 HIGH RISK SUBSTANCE ABUSE -CFIN CLEAR		663.48	TDOA MBIA		663.48
2022 544 HIGH RISK SEX OFFENDER -CCP FIN CLEAR		3,904.40	TDOA		3,904.40
2022 545 GRANT C COMMIT REDUCTION PROFIN CLEAR					
2022 546 JUVENILE PROBATION FUND	FIN CLEAR	35,976.24	TDOA MBIA	220,000.00	375,976.24
				120,000.00	
2022 547 VZCCPD STATE AID GRANT A	FIN CLEAR	27,925.49	TDOA MBIA		27,925.49
2022 549 VZCCPD - GRANT N	FIN CLEAR	4,479.81	TDOA MBIA		4,479.81
2022 550 D A SUPPLEMENTAL FUND	FIN CLEAR	2,711.84	TDOA MBIA		2,711.84
2022 551 VOICES - JUV CJD GRANT	FIN CLEAR		TDOA		
2022 552 ETCOG RESIDENTIAL	FIN CLEAR	61.00-			61.00-
2022 555 JUVENILE PROBATION INTEREST FIN CLEAR		106.67			
			TDOA MBIA	24,069.56	24,285.40
				109.17	
2022 556 REGIONAL SERVICE ENHANCEMENTFIN CLEAR		12,454.99			12,454.99
2022 558 GRANT S	FIN CLEAR	35,307.42			35,307.42
2022 559 MENTAL IMPAIRMENT CASELOAD	FIN CLEAR	562.50	TDOA MBIA		562.50
2022 565 INDIGENT DEFENSE GRANT	FIN CLEAR	266.24	TDOA	33,142.64	33,408.88
2022 567 FIRE MARSHAL	FIN CLEAR	55,757.88	TDOA MBIA	194,324.06	360,181.38
				110,099.44	
2022 568 TECHNOLOGY RESOURCES	FIN CLEAR	1.07	TDOA		1.07
2022 569 HAVA ELECTION GRANT	FIN CLEAR	5,304.60	TDOA	15,217.92	20,522.52
2022 570 GOLDEN WATER SUPPLY CORP					
2022 580 D.A. CHECK COLLECTION FUND	FIN CLEAR	338.83	TDOA MBIA	8,682.22	9,021.05
2022 591 CONSTABLE #1 TIEOSE FUND	FIN CLEAR	2,979.68	TDOA MBIA	.33	2,980.01
2022 592 CONSTABLE #2 TIEOSE FUND	FIN CLEAR	2,567.48	MBIA		2,567.48
2022 593 CONSTABLE #3 TIEOSE FUND	FIN CLEAR	1,359.92	MBIA		1,359.92
2022 594 CONSTABLE #4 TIEOSE FUND	FIN CLEAR	592.36	TDOA MBIA	4,906.04	5,498.40

DATE 03/22/2022 TIME 11:37

COMBINED STATEMENT OF CASH POSITION FOR FEBRUARY

FUND NAME	CHECKING ACCOUNT	CHECKING AMOUNT	TDOA ACCOUNT	TDOA AMOUNT	FUND TOTAL
2022 595 SHERIFF TLEOSE FUND	FIN CLEAR	7,011.04	TDOA MBIA	9,011.61	16,022.65
2022 596 DA TLEOSE FUND	FIN CLEAR	2,605.29	MBIA		2,605.29
2022 600 JUSTICE COURT TECHNOLOGY FUND	FIN CLEAR	2,136.85	TDOA MBIA	50,692.18	52,829.03
2022 800 CONTRIBUTION RELIEF FUND	FIN CLEAR		TDOA	16,082.93	16,082.93
2022 802 VETERAN'S MEMORIAL WALL FUNDE	FIN CLEAR		TDOA		
2022 803 HISTORICAL COMMISSION	FIN CLEAR	5,831.85	TDOA	5,286.85	11,118.70
2022 804 VAN TORNADO-ASSISTANCE	FIN CLEAR				
2022 805 FEMA - DEC 2015 STORM	FIN CLEAR		TDOA		
2022 806 FEMA APRIL 2016 STORM	FIN CLEAR				
2022 807 HAZARD MITIGATION GRANT	FIN CLEAR		TDOA		
2022 808 COURTHOUSE PLANNING GRANT	FIN CLEAR				
2022 809 PRETRIAL INTERVENTION PROGRAM	FIN CLEAR	2,052.01	TDOA	42,364.78	44,416.79
2022 810 SHERIFF JUSTICE FORFEITURE	FIN CLEAR	870.00	TDOA	25,458.91	26,328.91
2022 811 SHERIFF TREASURY FORFEITURE	FIN CLEAR		TDOA		
2022 812 CONSTABLE PCT #1 FORFEITURE	FIN CLEAR	500.00	TDOA		500.00
2022 813 VOICES - JUV CJD GRANT	FIN CLEAR	5,703.93-			5,703.93-
2022 814 LOCAL TRUANCY PREVENTION &	FIN CLEAR	5,151.68	TDOA	10,000.00	15,151.68
2022 815 COVTD -19	FIN CLEAR		TDOA MBIA TX CLASS		
2022 816 COUNTY INFRASTRUCTURE FUND	GRANT	FIN CLEAR	TDOA MBIA	6,355.02-	6,355.02-
2022 817 AMERICAN RESCUE PLAN	FIN CLEAR		TDOA MBIA TX CLASS	5,498,632.22	5,498,632.22
TOTAL		2,191,654.43		32,813,448.82	35,005,103.25

CHECK ACCOUNT

ACCOUNT BALANCE - FIN CLEAR	1,410,293.27
ACCOUNT BALANCE - CTY JURY	3,411.00
ACCOUNT BALANCE - ESCROW #1	2,463.35
ACCOUNT BALANCE - ESCROW #2	9,733.47
ACCOUNT BALANCE - ESCROW #3	6,004.79
ACCOUNT BALANCE - ESCROW #7	2,000.49
ACCOUNT BALANCE - ESCROW #8	934.22
ACCOUNT BALANCE - ESCROW #9	1,052.15
ACCOUNT BALANCE - ESCROW #10	29,073.38
ACCOUNT BALANCE - ESCROW #11	5,591.00
ACCOUNT BALANCE - ESCROW #17	6,483.92
ACCOUNT BALANCE - ESCROW #27	2,929.06
ACCOUNT BALANCE - ESCROW #84	641.06
ACCOUNT BALANCE - DEBT CL	517,003.41
ACCOUNT BALANCE - PAYCLEAR	194,039.82

TOTAL 2,191,654.43

TDOA ACCOUNT

ACCOUNT BALANCE - TDOA	10,120,044.19
ACCOUNT BALANCE - MBI A	17,194,772.41
ACCOUNT BALANCE - TX CLASS	5,498,632.22

TOTAL 32,813,448.82

FUND NAME	**** MONTH TO DATE **** REVENUES	DATE	**** YEAR TO DATE **** REVENUES	DATE	**** MONTH TO DATE **** EXPENSES	DATE	**** YEAR TO DATE **** EXPENSES	DATE
2022 GENERAL FUND	4,016,365.43		11,759,729.77		1,020,926.67		5,301,271.56	
2022 RESERVE FUNDS	.00		.00		.00		.00	
2022 SHERIFF CHAPTER 59 FORFEITURE	7,038.54		7,043.28		.00		.00	
2022 DA FORFEITURE FUND	.00		.00		.00		.00	
2022 BUILDING SECURITY FUND	5,831.49		22,225.22		5,662.25		23,544.93	
2022 JUSTICE COURT BLDG SECURITY	133.85		697.93		1,567.00		2,063.00	
2022 DA FORFEITURE FUND	.00		.00		.00		.00	
2022 ROAD & BRIDGE - PCT. 1	602,618.45		1,730,796.24		117,123.25		693,117.61	
2022 ROAD & BRIDGE - PCT. 2	745,040.87		2,131,294.37		75,545.38		822,584.85	
2022 ROAD & BRIDGE - PCT. 3	680,394.75		1,943,761.99		181,509.81		925,091.80	
2022 ROAD & BRIDGE - PCT. 4	580,833.95		1,666,761.83		51,441.65		326,284.95	
2022 ROAD & BRIDGE - GEN	4,668.04		23,340.13		4,089.21		19,818.52	
2022 VICTIM COORDINATOR GRANT	.00		15,130.37		4,688.72		24,473.46	
2022 DA FORFEITURE FUND II	4.43		141,017.70		1,272.42		101,543.48	
2022 CONSTABLE PCT #4 SEIZURE	.18		.65		.00		.00	
2022 COUNTY LAW LIBRARY FUND	2,978.59		11,352.95		2,256.30		8,975.25	
2022 COUNTY FREE LIBRARY	11,244.43		56,239.26		9,350.97		45,991.00	
2022 DIGITIZE RECORDS	777.86		6,043.30		.00		.00	
2022 SUPPLEMENTAL GUARDIANSHIP	421.65		1,765.94		.00		.00	
2022 COUNTY CHILD ABUSE PREVENTION	56.26		89.12		.00		.00	
2022 COURT RELATED PROGRAMS	533.53		2,688.98		.00		.00	
2022 COUNTY & DISTRICT TECH FUND	140.23		647.01		.00		.00	
2022 CAPITALCREDITSECONOMICDEVELOP	18.56		66.38		25,775.00		25,775.00	
2022 DISTRICT CLERK TECHNOLOGY FUND	121.10		2,299.69		.00		19,605.00	
2022 CHAPTER 19	.00		.00		.00		.00	
2022 COUNTY RECORDS FUND	250.79		2,965.33		290.00		890.00	

FUND NAME	**** MONTH TO DATE **** REVENUES	**** MONTH TO DATE **** EXPENSES	**** YEAR TO DATE **** REVENUES	**** YEAR TO DATE **** EXPENSES
2022 COUNTY CLERK RECORDS FUND	14,156.15	.00	51,974.45	5,964.10
2022 DISTRICT CLERK RECORDS FUND	1,253.48	.00	2,438.10	.00
2022 COUNTY CLERK ARCHIVE	15,239.10	.00	52,945.94	.00
2022 PERMANENT IMPROVEMENT FUND	.00	.00	.00	.00
2022 RIGHT-OF-WAY FUND	.00	.00	.00	.00
2022 TAX ANTICIPATION NOTES	.00	.00	.00	.00
2022 DEBT SERVICE FUND	173,173.98	.00	502,394.66	.00
2022 VZC INDIGENT HEALTH PROGRAM	18,333.00	11,516.58	91,665.00	57,738.12
2022 SOIL CONSERVATION DIST FUND	1.89	6,000.00	211,339.93	244,928.25
2022 APPELLATE JUSTICE SYSTEM FUND	425.00	.00	1,620.00	2,460.00
2022 PAYROLL CLEARING ACCOUNT.	.00	.00	.00	.00
2022 GEN FIXED ASSETS ACCOUNT GRP	.00	.00	.00	.00
2022 LONG TERM DEBT GROUP	.00	.00	.00	.00
2022 VAN ZANDT COUNTY JAIL	242,451.67	154,778.48	1,193,772.06	909,541.42
2022 VAN ZANDT COUNTY SHERIFF DEPT	277,188.51	226,430.03	1,361,945.98	1,203,302.00
2022 SOLID WASTE GRANT	.00	.00	.00	.00
2022 2020 HAVA CARES ACT	.72	.00	2.59	.00
2022 FRUITVALE 2021 TXCDBG 7220480	.00	.00	6,050.00	6,050.00
2022 BENWHEELERWSC 71348911131115	.00	.00	.00	.00
2022 LITTLEHOPEMOOREWSC713026081315	.00	.00	.00	.00
2022 PRETRIAL SUPERVISION	3,610.68	4,164.55	20,889.10	25,942.10
2022 COMMUNITY SUP & CORRECTIONS	42,567.01	49,546.22	265,947.53	264,618.51
2022 ADULT PROBATION CIVIL	1,604.84	1,226.90	6,420.41	7,365.42
2022 HIGH RISK SUBSTANCE ABUSE -CCP	5,075.33	3,913.30	23,078.92	23,078.92
2022 HIGH RISK SEX OFFENDER -CCP	.00	4,699.22	31,010.00	27,706.66
2022 GRANT C COMMIT REDUCTION PROG	.00	.00	.00	.00

FUND NAME	**** MONTH TO DATE **** REVENUES	**** MONTH TO DATE **** EXPENSES	**** YEAR TO DATE **** REVENUES	**** YEAR TO DATE **** EXPENSES
2022 JUVENILE PROBATION FUND	51,656.97	39,763.36	227,981.98	248,021.59
2022 VZCJPD STATE AID GRANT A	.00	34,973.23	236,335.00	211,106.02
2022 VZCJPD - GRANT N	.00	.00	.00	.00
2022 D A SUPPLEMENTAL FUND	.00	1,727.96	7,500.00	8,301.86
2022 VOICES - JUV CJD GRANT	.00	.00	.00	.00
2022 ETCOG RESIDENTIAL	.00	.00	1,950.00	.00
2022 JUVENILE PROBATION INTEREST	23.24	.00	92.13	.00
2022 REGIONAL SERVICE ENHANCEMENT	.00	6,186.90	46,905.80	34,570.31
2022 GRANT S	.00	18,885.08	68,514.00	33,621.14
2022 MENTAL IMPAIRMENT CASELOAD	2,787.64	3,867.04	22,806.16	22,806.16
2022 INDIGENT DEFENSE GRANT	.00	4,130.65	.00	20,014.18
2022 FIRE MARSHAL	29,409.03	12,516.02	112,090.25	56,146.86
2022 TECHNOLOGY RESOURCES	.00	.00	.00	.00
2022 HAVA ELECTION GRANT	.73	.00	2.61	.00
2022 GOLDEN WATER SUPPLY CORP	.00	.00	.00	.00
2022 D.A. CHECK COLLECTION FUND	8.50	242.97	90.98	1,168.90
2022 CONSTABLE #1 TLEOSE FUND	554.14	.00	554.14	585.99
2022 CONSTABLE #2 TLEOSE FUND	.00	.00	.00	125.00
2022 CONSTABLE #3 TLEOSE FUND	.00	.00	.00	.00
2022 CONSTABLE #4 TLEOSE FUND	554.88	.00	555.47	.00
2022 SHERIFF TLEOSE FUND	3,679.48	.00	3,680.59	.00
2022 DA TLEOSE FUND	.00	.00	.00	.00
2022 JUSTICE COURT TECHNOLOGY FUND	451.10	.00	2,369.07	9,969.28
2022 CONTRIBUTION RELIEF FUND	.00	.00	.00	.00
2022 VETERAN'S MEMORIAL WALL FUND	.00	.00	.00	.00
2022 HISTORICAL COMMISSION	.25	.00	2,335.89	50.00

FUND NAME	***** MONTH TO DATE *****		***** YEAR TO DATE *****	
	REVENUES	EXPENSES	REVENUES	EXPENSES
2022 VAN TORNADO-ASSISTANCE	.00	.00	.00	.00
2022 FEMA - DEC 2015 STORM	.00	.00	.00	.00
2022 FEMA APRIL 2016 STORM	.00	.00	.00	.00
2022 HAZARD MITIGATION GRANT	.00	.00	.00	.00
2022 COURTHOUSE PLANNING GRANT	.00	.00	.00	.00
2022 PRETRIAL INTERVENTION PROGRAM	1,752.03	1,474.14	5,657.71	7,062.61
2022 SHERIFF JUSTICE FORFEITURE FUN	1.22	.00	4.39	.00
2022 SHERIFF TREASURY FORFEITURE FU	.00	.00	.00	.00
2022 CONSTABLE PCT #1 FORFEITURE FU	.00	.00	.00	.00
2022 VOICES - JUV CJD GRANT	.00	3,179.14	11,352.27	17,424.63
2022 LOCAL TRUANCY PREVENTION & DIV	485.98	.00	2,499.63	.00
2022 COVID -19	.00	.00	.00	.00
2022 COUNTY INFRASTRUCTURE FUND GRANT	52,341.56	.00	.00	.00
2022 AMERICAN RESCUE PLAN	518.31	.00	1,739.08	.00
TOTAL	7,598,779.40	2,090,720.40	24,104,469.26	11,790,700.44

ACCOUNT NAME	BEGINNING CASH BALANCE	CASH RECEIPTS	CASH DISBURSEMENTS	ENDING CASH BALANCE
2022 010 GENERAL FUND				
COINS	1.00			1.00
CASH	544,555.54			519,284.13
RETURNED CHECK FEES	.00			.00
AMERICAN NATIONAL CASH	.00			.00
VZC JURY CASH CLEARING	3,411.00			3,411.00
VZC CHECKING DEBIT SERVICE	100.00			100.00
PETTY CASH COLLECTION-PCT. 1	500.00			500.00
PETTY CASH-CITY CLERK	400.00			400.00
PETTY CASH-DIST CLERK	1,250.00			1,250.00
COUNTY COURI JURY CASH	1,250.00			1,250.00
DISTRICT COURT JURY CASH	200.00			200.00
PETTY CASH-UP #1	200.00			200.00
PETTY CASH-UP #2	200.00			200.00
PETTY CASH - UP #4	200.00			200.00
PETTY CASH-SHERIFF	3,300.00			3,300.00
PETTY CASH-TAX COLLECTOR	.00			.00
PETTY CASH-TAX (BOAT)	2.70			2.70
PETTY CASH-TAX (BOAT CK ACCT)	2,777.059.65			2,777.059.65
TIME DEPOSIT ON ACCOUNT	8,410.009.19			8,410.009.19
MBIA MUNICIPAL INVESTORS SERV	11,742,439.08			11,742,439.08
FUND TOTALS		2,300,941.25	610,219.43	3,387,279.08
		7,262,061.01	4,376,171.74	10,710,950.44
				14,628,328.35
2022 012 RESERVE FUNDS				
CASH	.00			.00
TIME DEPOSIT ON ACCOUNT	.00			.00
MBIA MUNICIPAL INVESTORS SERV	.00			.00
FUND TOTALS	.00			.00
2022 015 SHERIFF CHAPTER 59 FORFEITURE				
CASH	3,393.92			10,431.44
AMERICAN NATIONAL CASH	.00			.00
CASH-OTHER	.00			.00
TIME DEPOSIT ON ACCOUNT	21,365.35			21,366.37
MBIA MUNICIPAL INVESTORS SERV	24,759.27			31,797.81
FUND TOTALS		7,038.54	7,037.52	31,797.81
2022 016 DA FORFEITURE FUND				
CASH	2,463.25			2,463.35
D. A. ESCROW/BART ROGERS	9,733.10			9,733.47
D. A. ESCROW/CALE	6,004.50			6,004.79
D. A. ESCROW/JERNIGAN	.00			.00
D. A. ESCROW	.00			.00
D. A. ESCROW/#6 VILLARREAL	.00			.00
D. A. ESCROW/#6 VILLARREAL	2,000.42			2,000.49
D. A. ESCROW/KORROSEC	934.18			934.22
D. A. ESCROW	1,052.15			1,052.19
D. A. ESCROW/#9 NORRIS	29,072.27			29,073.38
D. A. ESCROW/	5,590.78			5,591.00
D. A. ESCROW/#11 DAMSON	.00			.00
D. A. ESCROW/ASHRFD, BRCHR, ALEX	.00			.00
D. A. ESCROW/	.00			.00
D. A. ESCROW/	.00			.00
D. A. ESCROW/	.00			.00
D. A. ESCROW/	.00			.00
D. A. ESCROW/K. TURNER	6,483.67			6,483.92

ACCOUNT NAME	BEGINNING CASH BALANCE	CASH RECEIPTS	CASH DISBURSEMENTS	ENDING CASH BALANCE
D. A. ESCROW/MACIAS	.00	.00	.00	.00
D. A. ESCROW/MACIAS	.00	.00	.00	.00
D. A. ESCROW/M. FLOURNOY	.00	.00	.00	.00
D. A. ESCROW/JERRY WHITE, JR.	.00	.00	.00	.00
D. A. ESCROW/NIPP	.00	.00	.00	.00
D. A. ESCROW/DICKERSON	.00	.00	.00	.00
D. A. ESCROW/HEREDIA GARCIA	2,928.94	.12	.00	2,929.06
D. A. ESCROW/DEWAYNE FRANKLIN	.00	.00	.00	.00
D. A. ESCROW/A. RIOS	.00	.00	.00	.00
D. A. ESCROW/A. RIOS	.00	.00	.00	.00
D. A. ESCROW/ALFARO	.00	.00	.00	.00
D. A. ESCROW/MCANALLY	.00	.00	.00	.00
D. A. ESCROW/DESARAE DAVIS	.00	.00	.00	.00
D. A. ESCROW/ROLAND PLATT	.00	.00	.00	.00
D. A. ESCROW/	.00	.00	.00	.00
D. A. ESCROW/RODNEY ROSS	.00	.00	.00	.00
D. A. ESCROW/	.00	.00	.00	.00
D. A. ESCROW/	.00	.00	.00	.00
D. A. ESCROW/	.00	.00	.00	.00
D. A. ESCROW/	.00	.00	.00	.00
D. A. ESCROW/	.00	.00	.00	.00
D. A. ESCROW/	.00	.00	.00	.00
D. A. ESCROW/	.00	.00	.00	.00
D. A. ESCROW/	.00	.00	.00	.00
D. A. ESCROW/I-20 & TURNER HAY	.00	.00	.00	.00
D. A. ESCROW/	.00	.00	.00	.00
D. A. ESCROW/	.00	.00	.00	.00
D. A. ESCROW/	.00	.00	.00	.00
D. A. ESCROW/	.00	.00	.00	.00
D. A. ESCROW/	.00	.00	.00	.00
D. A. ESCROW/	.00	.00	.00	.00
D. A. ESCROW/	.00	.00	.00	.00
D. A. ESCROW/JOHN H TUCKER	.00	.00	.00	.00
D. A. ESCROW/	.00	.00	.00	.00
D. A. ESCROW/BILLINGTON	.00	.00	.00	.00
D. A. ESCROW/	.00	.00	.00	.00
D. A. ESCROW/	.00	.00	.00	.00

ACCOUNT NAME	BEGINNING CASH BALANCE	CASH RECEIPTS	CASH DISBURSEMENTS	ENDING CASH BALANCE
2022 021 ROAD & BRIDGE - PCT. 1				
CASH	49,937.48	602,579.29	551,757.19-	100,759.58
TIME DEPOSIT ON ACCOUNT	396,660.26	100,023.90	.00	496,684.16
MBIA MUNICIPAL INVESTORS	825,496.92	350,105.95	.00	1,205,602.87
FUND TOTALS	1,302,094.66	1,052,709.14	551,757.19-	1,803,046.61
2022 022 ROAD & BRIDGE - PCT. 2				
CASH	69,029.97	744,990.69	700,290.83-	113,729.83
TIME DEPOSIT ON ACCOUNT	851,697.39	245,051.50	.00	1,096,748.89
MBIA MUNICIPAL INVESTORS	878,227.77	400,112.34	.00	1,278,340.11
FUND TOTALS	1,798,955.13	1,390,154.53	700,290.83-	2,488,818.83
2022 023 ROAD & BRIDGE - PCT. 3				
CASH	47,801.29	682,311.12	629,671.98-	100,440.43
TIME DEPOSIT ON ACCOUNT	363,408.21	150,024.70	.00	513,432.91
MBIA MUNICIPAL INVESTORS	1,105,577.84	375,130.12	.00	1,480,707.96
FUND TOTALS	1,516,787.34	1,207,465.94	629,671.98-	2,094,581.30
2022 024 ROAD & BRIDGE - PCT. 4				
CASH	51,548.07	581,268.79	526,606.96-	106,209.90
TIME DEPOSIT ON ACCOUNT	414,239.65	140,026.70	.00	554,966.35
MBIA MUNICIPAL INVESTORS	980,547.93	325,114.74	.00	1,302,662.67
FUND TOTALS	1,447,035.65	1,046,410.23	526,606.96-	1,966,838.92
2022 026 ROAD & BRIDGE - GEN				
CASH	6,557.93	4,668.00	4,058.26-	7,167.67
TIME DEPOSIT ON ACCOUNT	1,021.95	.04	.00	1,021.99
MBIA MUNICIPAL INVESTORS	7,579.88	4,668.04	.00	8,189.66
FUND TOTALS	7,579.88	4,668.04	4,058.26-	8,189.66
2022 035 VICTIM COORDINATOR GRANT				
CASH	3,546.72-	.00	4,688.72-	8,235.44-
TIME DEPOSIT ON ACCOUNT	.00	.00	.00	.00
MBIA MUNICIPAL INVESTORS	3,546.72-	.00	.00	8,235.44-
FUND TOTALS	3,546.72-	.00	4,688.72-	8,235.44-
2022 036 DA FOREFEITURE FUND II				
CASH	703.53	.00	1,339.80-	636.27-
TIME DEPOSIT ON ACCOUNT	92,245.62	4.43	.00	92,250.05
MBIA MUNICIPAL INVESTORS	92,949.15	4.43	.00	91,613.78
FUND TOTALS	92,949.15	4.43	1,339.80-	91,613.78
2022 037 CONSTABLE PCT #4 SEIZURE				
CASH	819.89	.00	.00	819.89
TIME DEPOSIT ON ACCOUNT	3,885.57	.18	.00	3,885.75
MBIA MUNICIPAL INVESTORS	.00	.00	.00	.00
FUND TOTALS	4,705.46	.18	.00	4,705.64
2022 040 COUNTY LAW LIBRARY FUND				
CASH	5,622.61	2,975.00	68.15-	8,529.46

ACCOUNT NAME	BEGINNING CASH BALANCE	CASH RECEIPTS	CASH DISBURSEMENTS	ENDING CASH BALANCE
2022 042 COUNTY FREE LIBRARY	80,386.18	2,978.59	68.15	83,296.62
CASH	38,693.06	11,244.43	9,927.65	40,009.84
TIME DEPOSIT ON ACCOUNT	.00	.00	.00	.00
MBIA MUNICIPAL INVESTORS SERV	.00	.00	.00	.00
FUND TOTALS	38,693.06	11,244.43	9,927.65	40,009.84
2022 047 DIGITIZE RECORDS	11,643.60	772.43	.00	12,416.03
CASH	112,997.94	5.43	.00	113,003.37
TIME DEPOSIT ON ACCOUNT	.00	.00	.00	.00
MBIA	.00	.00	.00	.00
FUND TOTALS	124,641.54	777.86	.00	125,419.40
2022 048 SUPPLEMENTAL GUARDIANSHIP	6,748.22	420.00	.00	7,168.22
CASH	34,476.50	1.65	.00	34,478.15
TEXPOOL	41,224.72	421.65	.00	41,646.37
FUND TOTALS	6,748.22	420.00	.00	7,168.22
2022 049 COUNTY CHILD ABUSE PREVENTION	2,826.20	55.87	.00	2,882.07
CASH	8,287.98	.39	.00	8,288.37
TIME DEPOSIT ON ACCOUNT	11,114.18	56.26	.00	11,170.44
FUND TOTALS	2,826.20	55.87	.00	2,882.07
2022 050 COURT RELATED PROGRAMS	4,476.68	533.15	.00	5,009.83
CASH	8,001.19	.38	.00	8,001.57
TIME DEPOSIT ON ACCOUNT	.00	.00	.00	.00
MBIA MUNICIPAL INVESTORS SERV	12,477.87	533.53	.00	13,011.40
FUND TOTALS	4,476.68	533.15	.00	5,009.83
2022 052 COUNTY & DISTRICT TECH FUND	3,673.14	139.99	.00	3,813.13
CASH	4,992.42	.24	.00	4,992.66
TIME DEPOSIT ON ACCOUNT	.00	.00	.00	.00
MBIA	8,665.56	140.23	.00	8,805.79
FUND TOTALS	3,673.14	139.99	.00	3,813.13
2022 053 CAPITALCREDITSECONOMICDEVELOP	125.33	.00	25,775.00	25,649.67
CASH	321,708.30	15.48	.00	321,723.78
TIME DEPOSIT ON ACCOUNT	35,028.40	3.08	.00	35,031.48
MBIA	356,862.03	18.56	.00	331,105.59
FUND TOTALS	125.33	.00	25,775.00	25,649.67
2022 054 DISTRICT CLERK TECHNOLOGY FUND	2,761.24	120.00	.00	2,881.24
CASH	23,053.27	1.10	.00	23,054.37
TIME DEPOSIT ON ACCOUNT	.00	.00	.00	.00
MBIA MUNICIPAL INVESTORS SERV	25,814.51	121.10	.00	25,935.61
FUND TOTALS	2,761.24	120.00	.00	2,881.24
2022 055 CHAPTER 19	.00	.00	.00	.00
TIME DEPOSIT ON ACCOUNT	.00	.00	.00	.00
MBIA	.00	.00	.00	.00
FUND TOTALS	.00	.00	.00	.00
2022 056 COUNTY RECORDS FUND	5,634.95	243.33	.00	5,878.28
CASH				

ACCOUNT NAME	BEGINNING CASH BALANCE	CASH RECEIPTS	CASH DISBURSEMENTS	ENDING CASH BALANCE
2022 057 COUNTY CLERK RECORDS FUND	160,819.74	250.79	.00	161,070.53
CASH DEPOSIT ON ACCOUNT	20,770.31	14,138.40	.00	34,908.71
TIME DEPOSIT ON ACCOUNT	369,046.64	17.75	.00	369,064.39
MBIA MUNICIPAL INVESTORS SERV	.00	.00	.00	.00
FUND TOTALS	389,816.95	14,156.15	.00	403,973.10
2022 058 DISTRICT CLERK RECORDS FUND	9,067.27	1,253.03	.00	10,320.30
CASH DEPOSIT ON ACCOUNT	2,457.86	1,253.48	.00	9,458.31
FUND TOTALS	18,525.13	1,253.48	.00	19,778.61
2022 059 COUNTY CLERK ARCHIVE	28,007.15	15,208.50	.00	43,215.65
CASH DEPOSIT ON ACCOUNT	635,978.85	30.60	.00	636,009.45
FUND TOTALS	663,986.00	15,239.10	.00	679,225.10
2022 070 PERMANENT IMPROVEMENT FUND	.00	.00	.00	.00
CASH DEPOSIT ON ACCOUNT	.00	.00	.00	.00
TIME DEPOSIT ON ACCOUNT	.00	.00	.00	.00
MBIA MUNICIPAL INVESTORS SERV	.00	.00	.00	.00
FUND TOTALS	.00	.00	.00	.00
2022 075 RIGHT-OF-WAY FUND	.00	.00	.00	.00
CASH DEPOSIT ON ACCOUNT	.00	.00	.00	.00
TIME DEPOSIT ON ACCOUNT	.00	.00	.00	.00
MBIA MUNICIPAL INVESTORS SERV	.00	.00	.00	.00
FUND TOTALS	.00	.00	.00	.00
2022 084 TAX ANTICIPATION NOTES	.00	.00	.00	.00
CASH DEPOSIT ON ACCOUNT	.00	.00	.00	.00
TIME DEPOSIT ON ACCOUNT	.00	.00	.00	.00
MBIA MUNICIPAL INVESTORS SERV	.00	.00	.00	.00
FUND TOTALS	.00	.00	.00	.00
2022 085 DEBT SERVICE FUND	343,885.38	173,118.03	.00	517,003.41
CASH DEPOSIT ON ACCOUNT	636,620.14	55.95	.00	636,676.09
TIME DEPOSIT ON ACCOUNT	980,505.66	173,173.98	.00	1,153,679.64
MBIA MUNICIPAL INVESTORS SERV	.00	.00	.00	.00
FUND TOTALS	1,904,911.18	326,347.96	.00	2,231,259.14
2022 087 VZC INDIGENT HEALTH PROGRAM	30,935.98	18,333.00	11,549.63	37,719.35
CASH DEPOSIT ON ACCOUNT	114,192.06	.00	.00	114,192.06
TIME DEPOSIT ON ACCOUNT	.00	.00	.00	.00
MBIA MUNICIPAL INVESTORS SERV	.00	.00	.00	.00
FUND TOTALS	145,128.04	18,333.00	11,549.63	151,911.41
2022 088 SOIL CONSERVATION DIST FUND	334.03	.00	.00	334.03
CASH DEPOSIT ON ACCOUNT	39,392.07	1.89	.00	39,393.96
TIME DEPOSIT ON ACCOUNT	.00	.00	.00	.00
MBIA MUNICIPAL INVESTORS SERV	.00	.00	.00	.00
FUND TOTALS	39,726.10	1.89	.00	39,727.99
2022 090 APPELLATE JUSTICE SYSTEM FUND	420.35	425.00	.00	845.35
CASH DEPOSIT ON ACCOUNT	.00	.00	.00	.00
TIME DEPOSIT ON ACCOUNT	.00	.00	.00	.00
MBIA MUNICIPAL INVESTORS SERV	.00	.00	.00	.00
FUND TOTALS	420.35	425.00	.00	845.35

ACCOUNT NAME	REGINNING CASH BALANCE	CASH RECEIPTS	CASH DISBURSEMENTS	ENDING CASH BALANCE
2022 095 PAYROLL CLEARING ACCOUNT. CASH MBIA MUNICIPAL INVESTORS SERV FUND TOTALS	194,039.82 .00 194,039.82	.00 .00 .00	.00 .00 .00	194,039.82 .00 194,039.82
2022 096 GEN FIXED ASSETS ACCOUNT GRP MBIA MUNICIPAL INVESTORS SERV FUND TOTALS	.00 .00 .00	.00 .00 .00	.00 .00 .00	.00 .00 .00
2022 097 LONG TERM DEBT GROUP MBIA MUNICIPAL INVESTORS SERV FUND TOTALS	.00 .00 .00	.00 .00 .00	.00 .00 .00	.00 .00 .00
2022 131 VAN ZANDT COUNTY JAIL CASH MEDICARE PAYABLE VOUCHERS PAYABLE TIME DEPOSIT ON ACCOUNT MBIA MUNICIPAL INVESTORS SERV FUND TOTALS	22,100.34 .00 .00 421,012.68 .00 443,113.02	249,016.10 .00 .00 100,000.00 .00 349,016.10	249,218.16- .00 .00 .00 .00 249,218.16-	21,898.28 .00 .00 521,012.68 .00 542,910.96
2022 132 VAN ZANDT COUNTY SHERIFF DEPT CASH TIME DEPOSIT ON ACCOUNT MBIA MUNICIPAL INVESTORS SERV FUND TOTALS	19,270.17 342,000.00 .00 361,270.17	322,692.90 100,000.00 .00 422,692.90	319,360.43- 45,000.00- .00 364,360.43-	22,602.64 397,000.00 .00 419,602.64
2022 145 SOLID WASTE GRANT CASH TIME DEPOSIT ON ACCOUNT FUND TOTALS	.00 .00 .00	.00 .00 .00	.00 .00 .00	.00 .00 .00
2022 147 2020 HAVA CARES ACT CASH TDOA MBIA FUND TOTALS	1,846.74 15,037.51 .00 16,884.25	.00 .72 .00 .72	.00 .00 .00 .00	1,846.74 15,038.23 .00 16,884.97
2022 400 FRUITVALE 2021 TXCDBG 7220480 CASH WATER GRANT CASH FUND TOTALS	.00 .00 .00	.00 .00 .00	.00 .00 .00	.00 .00 .00
2022 401 BENNEHELEWSC 71348911131115 FUND TOTALS	.00	.00	.00	.00
2022 402 LITTLEHOPEMOOREWSC713026081315 CASH WATER GRANT CASH FUND TOTALS	.00 .00 .00	.00 .00 .00	.00 .00 .00	.00 .00 .00
2022 540 PRETRIAL SUPERVISION CASH	4,752.54	3,605.00	4,164.55-	4,192.99

ACCOUNT NAME	BEGINNING CASH BALANCE	CASH RECEIPTS	CASH DISBURSEMENTS	ENDING CASH BALANCE
2022 541 COMMUNITY SUP & CORRECTIONS	12,043.81	30,125.00	49,621.22-	7,452.41-
CASH	100.00	.00	.00	100.00
PETTY CASH	249,693.62	12.01	.00	249,705.63
TIME DEPOSIT ON ACCOUNT	.00	.00	.00	.00
MBIA MUNICIPAL INVESTORS SERV	261,837.43	30,137.01	49,621.22-	242,353.22
FUND TOTALS				
2022 542 ADULT PROBATION CIVIL	6,847.03	1,575.00	1,226.90-	7,195.13
CASH	51,170.96	2.46	.00	51,173.42
TDOA	311,564.80	27.38	.00	311,592.18
MBIA	369,582.79	1,604.84	1,226.90-	369,960.73
FUND TOTALS				
2022 543 HIGH RISK SUBSTANCE ABUSE -CCP	498.55-	5,075.33	3,913.30-	663.48
CASH	.00	.00	.00	.00
TIME DEPOSIT ON ACCOUNT	.00	.00	.00	.00
MBIA MUNICIPAL INVESTORS SERV	498.55-	5,075.33	3,913.30-	663.48
FUND TOTALS				
2022 544 HIGH RISK SEX OFFENDER -CCP	8,603.62	.00	4,699.22-	3,904.40
CASH	.00	.00	.00	.00
TIME DEPOSIT ON ACCOUNT	.00	.00	.00	.00
MBIA MUNICIPAL INVESTORS SERV	8,603.62	.00	4,699.22-	3,904.40
FUND TOTALS				
2022 545 GRANT C COMMIT REDUCTION PROG	.00	.00	.00	.00
CASH	.00	.00	.00	.00
FUND TOTALS				
2022 546 JUVENILE PROBATION FUND	24,330.16	52,023.12	40,377.04-	35,976.24
CASH	220,000.00	.00	.00	220,000.00
TIME DEPOSIT ON ACCOUNT	120,000.00	.00	.00	120,000.00
MBIA MUNICIPAL INVESTORS SERV	364,330.16	52,023.12	40,377.04-	375,976.24
FUND TOTALS				
2022 547 VZCJPD STATE AID GRANT A	62,899.22	.00	34,973.73-	27,925.49
CASH	.00	.00	.00	.00
TIME DEPOSIT ON ACCOUNT	.00	.00	.00	.00
MBIA MUNICIPAL INVESTORS SERV	62,899.22	.00	34,973.73-	27,925.49
FUND TOTALS				
2022 549 VZCJPD - GRANT N	4,479.81	.00	.00	4,479.81
CASH	4,479.81	.00	.00	4,479.81
TIME DEPOSIT ON ACCOUNT	.00	.00	.00	.00
MBIA MUNICIPAL INVESTORS SERV	4,479.81	.00	.00	4,479.81
FUND TOTALS				
2022 550 D A SUPPLEMENTAL FUND	4,439.80	.00	1,727.96-	2,711.84
CASH	4,439.80	.00	.00	4,439.80
TIME DEPOSIT ON ACCOUNT	.00	.00	.00	.00
MBIA MUNICIPAL INVESTORS SERV	4,439.80	.00	1,727.96-	2,711.84
FUND TOTALS				
2022 551 VOICES - JUV CJD GRANT	.00	.00	.00	.00
VOICES - CJD JUV GRANT	.00	.00	.00	.00

ACCOUNT NAME	BEGINNING CASH BALANCE	CASH RECEIPTS	CASH DISBURSEMENTS	ENDING CASH BALANCE
2022 552 ETCOG RESIDENTIAL	61.00-	.00	.00	61.00-
CASH	61.00-	.00	.00	61.00-
FUND TOTALS	61.00-	.00	.00	61.00-
2022 555 JUVENILE PROBATION INTEREST	105.72	.95	.00	106.67
CASH	105.72	.95	.00	106.67
TIME DEPOSIT ON ACCOUNT	24,057.83	11.73	.00	24,069.56
MBIA MUNICIPAL INVESTORS SERV	98.61	10.56	.00	109.17
FUND TOTALS	24,262.16	23.24	.00	24,285.40
2022 556 REGIONAL SERVICE ENHANCEMENT	18,661.18	.00	6,206.19-	12,454.99
CASH	18,661.18	.00	6,206.19-	12,454.99
FUND TOTALS	18,661.18	.00	6,206.19-	12,454.99
2022 558 GRANT S	54,192.50	.00	18,885.08-	35,307.42
CASH	54,192.50	.00	18,885.08-	35,307.42
FUND TOTALS	54,192.50	.00	18,885.08-	35,307.42
2022 559 MENTAL IMPAIRMENT CASELOAD	1,641.90	2,787.64	3,867.04-	562.50
CASH	1,641.90	2,787.64	3,867.04-	562.50
TIME DEPOSIT ON ACCOUNT	.00	.00	.00	.00
MBIA MUNICIPAL INVESTORS SERV	.00	.00	.00	.00
FUND TOTALS	1,641.90	2,787.64	3,867.04-	562.50
2022 565 INDIGENT DEFENSE GRANT	4,430.27	.00	4,164.03-	266.24
CASH	4,430.27	.00	4,164.03-	266.24
TIME DEPOSIT ON ACCOUNT	33,142.64	.00	4,164.03-	33,142.64
FUND TOTALS	37,572.91	.00	4,164.03-	33,408.88
2022 567 FIRE MARSHAL	39,443.55	29,390.00	13,075.67-	55,757.88
CASH	39,443.55	29,390.00	13,075.67-	55,757.88
TDCA	194,314.71	9.35	.00	194,324.06
MBIA	110,089.76	9.68	.00	110,099.44
FUND TOTALS	343,848.02	29,409.03	13,075.67-	360,181.38
2022 568 TECHNOLOGY RESOURCES	1.07	.00	.00	1.07
CASH	1.07	.00	.00	1.07
TIME DEPOSIT ON ACCOUNT	.00	.00	.00	.00
FUND TOTALS	1.07	.00	.00	1.07
2022 569 HAVA ELECTION GRANT	5,304.60	.00	.00	5,304.60
CASH	5,304.60	.00	.00	5,304.60
TDCA	15,217.19	.73	.00	15,217.92
MBIA	.00	.00	.00	.00
FUND TOTALS	20,521.79	.73	.00	20,522.52
2022 570 GOLDEN WATER SUPPLY CORP	.00	.00	.00	.00
GOLDEN WATER TDHCA 726216	.00	.00	.00	.00
MBIA MUNICIPAL INVESTORS SERVI	.00	.00	.00	.00
FUND TOTALS	.00	.00	.00	.00
2022 580 D.A. CHECK COLLECTION FUND	573.71	8.09	242.97-	338.83
CASH	573.71	8.09	242.97-	338.83
TIME DEPOSIT ON ACCOUNT	8,661.81	.41	.00	8,682.22

ACCOUNT NAME	BEGINNING CASH BALANCE	CASH RECEIPTS	CASH DISBURSEMENTS	ENDING CASH BALANCE
2022 591 CONSTABLE #1 TLEOSE FUND	2,425.54	554.14	.00	2,979.68
CASH	.49-	.00	.00	.49-
CASH - CITIZENS NATIONAL	.33	.00	.00	.33
TDOA	.00	.00	.00	.00
MBIA MUNICIPAL INVESTORS SERV	2,425.38	554.14	.00	2,979.52
FUND TOTALS				
2022 592 CONSTABLE #2 TLEOSE FUND	2,567.48	.00	.00	2,567.48
CASH	.00	.00	.00	.00
CASH OTHER	.00	.00	.00	.00
MBIA MUNICIPAL INVESTORS SERV	2,567.48	.00	.00	2,567.48
FUND TOTALS				
2022 593 CONSTABLE #3 TLEOSE FUND	1,359.92	.00	.00	1,359.92
CASH	2,852.90	.00	.00	2,852.90
CASH OTHER - CITY NATIONAL	.00	.00	.00	.00
MBIA MUNICIPAL INVESTORS SERV	4,212.82	.00	.00	4,212.82
FUND TOTALS				
2022 594 CONSTABLE #4 TLEOSE FUND	37.71	554.65	.00	592.36
CASH	4,905.81	.23	.00	4,906.04
TIME DEPOSIT ON ACCOUNT	.00	.00	.00	.00
MBIA MUNICIPAL INVESTORS SERV	4,943.52	554.88	.00	5,498.40
FUND TOTALS				
2022 595 SHERIFF TLEOSE FUND	3,331.99	3,679.05	.00	7,011.04
CASH	9,011.18	.43	.00	9,011.61
TDOA	.00	.00	.00	.00
MBIA MUNICIPAL INVESTORS SEGRV	12,343.17	3,679.48	.00	16,022.65
FUND TOTALS				
2022 596 DA TLEOSE FUND	2,605.29	.00	.00	2,605.29
CASH	.00	.00	.00	.00
MBIA MUNICIPAL INVESTORS SERV	2,605.29	.00	.00	2,605.29
FUND TOTALS				
2022 600 JUSTICE COURT TECHNOLOGY FUND	1,685.75	451.10	.00	2,136.85
CASH	50,692.18	.00	.00	50,692.18
TIME DEPOSIT ON ACCOUNT	.00	.00	.00	.00
MBIA MUNICIPAL INVESTORS SERV	52,377.93	451.10	.00	52,829.03
FUND TOTALS				
2022 800 CONTRIBUTION RELIEF FUND	.00	.00	.00	.00
CASH	16,082.93	.00	.00	16,082.93
TIME DEPOSIT ON ACCOUNT	.00	.00	.00	.00
FUND TOTALS	16,082.93	.00	.00	16,082.93
2022 802 VETERAN'S MEMORIAL WALL FUND	.00	.00	.00	.00
CASH	.00	.00	.00	.00
TIME DEPOSIT ON ACCOUNT	.00	.00	.00	.00
FUND TOTALS	.00	.00	.00	.00
2022 803 HISTORICAL COMMISSION CASH	5,831.85	.00	.00	5,831.85
HISTORICAL COMMISSION				

ACCOUNT NAME	BEGINNING CASH BALANCE	CASH RECEIPTS	CASH DISBURSEMENTS	ENDING CASH BALANCE
2022 804 VAN TORNADO-ASSISTANCE VAN TORNADO-ASSISTANCE-CASH VTASST-TIME DEPOSITON ACCOUNT FUND TOTALS	11,118.45	.25	.00	11,118.70
2022 805 FEMA - DEC 2015 STORM CASH TIME DEPOSIT ON ACCOUNT FUND TOTALS	.00	.00	.00	.00
2022 806 FEMA APRIL 2016 STORM CASH TIME DEPOSIT ON ACCOUNT FUND TOTALS	.00	.00	.00	.00
2022 807 HAZARD MITIGATION GRANT CASH TIME DEPOSIT ON ACCOUNT MIRA MUNICIPAL INVESTORS SERV FUND TOTALS	.00	.00	.00	.00
2022 808 COURTHOUSE PLANNING GRANT CASH WATER GRANT CASH FUND TOTALS	.00	.00	.00	.00
2022 809 PRETRIAL INTERVENTION PROGRAM CASH TIME DEPOSIT ON ACCOUNT FUND TOTALS	1,776.15	1,750.00	1,474.14	2,052.01
2022 810 SHERIFF JUSTICE FORFEITURE FUN CASH TIME DEPOSIT ON ACCOUNT FUND TOTALS	42,362.75	2.03	.00	42,364.78
2022 811 SHERIFF TREASURY FORFEITURE FU CASH TIME DEPOSIT ON ACCOUNT FUND TOTALS	44,158.90	1,752.03	1,474.14	44,416.79
2022 812 CONSTABLE PCT #1 FORFEITURE FU CASH TIME DEPOSIT ON ACCOUNT FUND TOTALS	870.00	.00	.00	870.00
2022 813 VOICES - JUV CJD GRANT VOICES - CJD JUV GRANT TIME DEPOSIT ON ACCOUNT FUND TOTALS	25,457.69	1.22	.00	25,458.91
2022 814 LOCAL TRUANCY PREVENTION & DIV CASH TIME DEPOSIT ON ACCOUNT	26,327.69	1.22	.00	26,328.91
	.00	.00	.00	.00
	.00	.00	.00	.00
	500.00	.00	.00	500.00
	500.00	.00	.00	500.00
	2,550.69	.00	3,153.24	5,703.93
	2,550.69	.00	.00	5,703.93
	4,665.70	485.98	.00	5,151.68
	10,000.00	.00	.00	10,000.00

ACCOUNT NAME	BEGINNING CASH BALANCE	CASH RECEIPTS	CASH DISBURSEMENTS	ENDING CASH BALANCE
2022 815 COVID -19				
CASH	.00	.00	.00	.00
TIME DEPOSIT ON ACCOUNT	.00	.00	.00	.00
MEIA MUNICIPAL INVESTORS SERV	.00	.00	.00	.00
TEXAS CLASS - ARP	.00	.00	.00	.00
FUND TOTALS	.00	.00	.00	.00
2022 816 COUNTY INFRASTRUCTURE FUND GRANT				
CASH	58,696.58	52,341.56	.00	6,355.02
TIME DEPOSIT ON ACCOUNT	.00	.00	.00	.00
MEIA MUNICIPAL INVESTERS SERV	.00	.00	.00	.00
FUND TOTALS	58,696.58	52,341.56	.00	6,355.02
2022 817 AMERICAN RESCUE PLAN				
CASH	.00	.00	.00	.00
TIME DEPOSIT ON ACCOUNT	.00	.00	.00	.00
MEIA MUNICIPAL INVESTORS SERV	.00	.00	.00	.00
TEXAS CLASS INVESTMENT FUND	5,498.113.91	518.31	.00	5,498,632.22
FUND TOTALS	5,498,113.91	518.31	.00	5,498,632.22
GRAND TOTALS	29,495,316.89	13,172,334.40	7,652,191.93	35,015,459.36

ACCOUNT NUMBER	ACCOUNT NAME	DATE	AMDMT NUMBER	OLD BUDGET AMOUNT	AMENDED BUDGET AMOUNT	AMOUNT OF CHANGE	DESCRIPTION	CLK
2022 010-409-800	CONTINGENCY	10/13/2021	220001	1,000,000.00	994,160.00	5,840.00-	LINE ITEM TRANSFER	MK
2022 010-409-800	CONTINGENCY	10/27/2021	220003	994,160.00	973,460.00	20,700.00-	LINE ITEM TRANSFER	MK
2022 010-409-800	CONTINGENCY	12/08/2021	220011	973,460.00	970,499.68	2,960.32-	LINE ITEM TRANSFER	MK
2022 010-409-800	CONTINGENCY	12/22/2021	220012	970,499.68	952,124.68	18,375.00-	LINE ITEM TRANSFER	MK
2022 010-409-800	CONTINGENCY	01/19/2022	220017	952,124.68	949,624.68	2,500.00-	DA DATA INTEGRATION	SH
2022 010-409-800	CONTINGENCY	02/02/2022	220028	949,624.68	941,524.68	8,100.00-	LINE ITEM TRANSFER - SHERIFF	MK
			TOTAL AMENDMENTS	6	TOTAL CHANGES	58,475.32-		
2022 010-410-474	ETCOG DUES	03/16/2022	220037	13,750.00	14,400.00	650.00-	LINE ITEM TRANSFER	MK
2022 010-410-485	SUBDIVISION ENGINE	03/16/2022	220037	30,000.00	29,350.00	650.00-	LINE ITEM TRANSFER	MK
			TOTAL AMENDMENTS	2	TOTAL CHANGES	.00		
2022 010-445-110	COURT REPORTING	11/10/2021	220006	2,500.00	4,500.00	2,000.00-	LINE ITEM TRANSFER	MK
2022 010-445-413	COURT TRANSLATORS	11/10/2021	220006	7,500.00	5,500.00	2,000.00-	LINE ITEM TRANSFER	MK
			TOTAL AMENDMENTS	2	TOTAL CHANGES	.00		
2022 010-497-481	SUBSCRIPTIONS/DUES	01/19/2022	220018	200.00	255.00	55.00-	LINE ITEM TRANSFER	SH
2022 010-497-495	MISCELLANEOUS	01/19/2022	220018	190.00	135.00	55.00-	LINE ITEM TRANSFER	SH
			TOTAL AMENDMENTS	2	TOTAL CHANGES	.00		
2022 010-503-420	TELEPHONE (FAX)	10/13/2021	220001	134,800.00	135,640.00	840.00	LINE ITEM TRANSFER	MK
2022 010-503-457	MAINT. & SERVICE	10/27/2021	220003	257,100.00	267,800.00	10,700.00	LINE ITEM TRANSFER	MK
2022 010-503-457	MAINT. & SERVICE	12/08/2021	220011	267,800.00	270,760.32	2,960.32	LINE ITEM TRANSFER	MK
2022 010-503-572	OFFICE EQUIPMENT	10/13/2021	220001	109,750.00	109,750.00	0.00	LINE ITEM TRANSFER	MK
2022 010-503-572	OFFICE EQUIPMENT	10/27/2021	220003	109,750.00	119,750.00	10,000.00	LINE ITEM TRANSFER	MK
2022 010-503-572	OFFICE EQUIPMENT	01/19/2022	220017	119,750.00	122,250.00	2,500.00	DA DATA INTEGRATION	SH
2022 010-503-572	OFFICE EQUIPMENT	02/02/2022	220028	122,250.00	130,350.00	8,100.00	LINE ITEM TRANSFER - SHERIFF	MK
			TOTAL AMENDMENTS	8	TOTAL CHANGES	58,475.32		
2022 010-510-357	YARD MAINT. SUPPLI	02/16/2022	220032	750.00	2,000.00	1,250.00	LINE ITEM TRANSFER	MK
2022 010-510-450	REP & MAINT. BLDGS	02/16/2022	220032	100,000.00	98,750.00	1,250.00-	LINE ITEM TRANSFER	MK
			TOTAL AMENDMENTS	2	TOTAL CHANGES	.00		
2022 015-560-495	MISC SHERIFF FORFEIT	01/20/2022	220025	60,000.00	20,000.00	40,000.00-	ADJUSTED BUDGET TO CASH AVA	SH
			TOTAL AMENDMENTS	1	TOTAL CHANGES	40,000.00-		
2022 021-370-100	ROAD DAMAGE PAYMEN	02/02/2022	220029	1.00	7,868.00-	7,868.00-	INCREASE REVENUE & EXPENSE	MK
			TOTAL AMENDMENTS	1	TOTAL CHANGES	7,868.00-		
2022 021-621-330	FUEL & LUBRICANTS	03/16/2022	220038	50,000.00	100,000.00	50,000.00	LINE ITEM TRANSFER	MK
2022 021-621-335	ROAD & BRIDGE MAINT	02/02/2022	220029	946,769.00	954,637.00	7,868.00	INCREASE REVENUE & EXPENSE	MK
2022 021-621-371	EQUIPMENT PURCHASE	10/13/2021	220002	150,000.00	200,000.00	50,000.00	LINE ITEM TRANSFER	MK
2022 021-621-800	CONTINGENCY	10/13/2021	220002	264,030.00	214,030.00	50,000.00-	LINE ITEM TRANSFER	MK
2022 021-621-800	CONTINGENCY	03/16/2022	220038	214,030.00	164,030.00	50,000.00-	LINE ITEM TRANSFER	MK
			TOTAL AMENDMENTS	5	TOTAL CHANGES	7,868.00		
2022 022-367-000	DONATIONS - GENERA	12/22/2021	220013	1.00	1,323.06-	1,323.06-	INCREASE TO REVENUE & EXPEN	MK
			TOTAL AMENDMENTS	1	TOTAL CHANGES	1,323.06-		
2022 022-622-335	ROAD & BRIDGE MAINT	12/22/2021	220013	1,409,768.00	1,411,091.06	1,323.06	INCREASE TO REVENUE & EXPEN	MK
			TOTAL AMENDMENTS	1	TOTAL CHANGES	1,323.06		
2022 023-367-000	DONATIONS - GENERA	11/10/2021	220007	1,000.00-	1,000.00-	0.00	INCREASE REV & EXP	MK
2022 023-367-000	DONATIONS - GENERA	02/02/2022	220030	1,000.00-	6,000.00-	5,000.00-	INCREASE REVENUE & EXPENSE	MK

ACCOUNT NUMBER	ACCOUNT NAME	DATE	AMDMT NUMBER	OLD BUDGET AMOUNT	AMENDED BUDGET AMOUNT	AMOUNT OF CHANGE	DESCRIPTION	CLK
2022 023-623-335	ROAD & BRIDGE MATE	11/10/2021	220007	1,460,351.00	1,461,351.00	1,000.00	INCREASE REV & EXP	MK
2022 023-623-335	ROAD & BRIDGE MATE	02/02/2022	220030	1,461,351.00	1,466,351.00	5,000.00	INCREASE REVENUE & EXPENSE	MK
	EXPENDITURES - R 6B					6,000.00		
	PCT.3							
	TOTAL AMENDMENTS		2			6,000.00-		
2022 024-367-000	GENERAL CONTRIBUTI	10/27/2021	220004		7,680.00-	7,680.00-	LINE ITEM TRANSFER	MK
	TOTAL AMENDMENTS		1			7,680.00-		
2022 024-624-335	ROAD & BRIDGE MATE	10/27/2021	220004	1,122,397.00	1,130,077.00	7,680.00	LINE ITEM TRANSFER	MK
	EXPENDITURES - PCT.4					7,680.00		
	TOTAL AMENDMENTS		1			7,680.00		
2022 035-476-310	OFFICE SUPPLIES	01/05/2022	220016		1,500.00	1,500.00	CORRECT ORIGINAL BUDGET	MK
2022 035-476-427	TRAINING	01/05/2022	220015	1,500.00	4,000.00	2,500.00	CORRECT ORIGINAL BUDGET	MK
2022 035-476-427	TRAINING	01/05/2022	220016	4,000.00	2,500.00	1,500.00-	CORRECT ORIGINAL BUDGET	MK
2022 035-476-451	REPAIRS/MAINTANEN	01/05/2022	220015	2,500.00	2,500.00-	.00	CORRECT ORIGINAL BUDGET	MK
	EXPENDITURES - VICTIM COORDINA							
	TOTAL AMENDMENTS		4			1,500.00		
2022 036-352-400	FORFEITED PROPERTY	12/22/2021	220014	25,000.00-	94,665.00-	69,665.00-	INCREASE TO REVENUE & EXPEN	MK
	EXPENDITURES - DA FOREF II							
	TOTAL AMENDMENTS		1			69,665.00-		
2022 036-476-103	SALARIES - EMPLOYE	11/24/2021	220009	7,358.26	10,558.26	3,200.00	LINE ITEM TRANSFER	MK
2022 036-476-471	DISTRIBUTION TO OI	12/22/2021	220014	15,000.00	84,665.00	69,665.00	INCREASE TO REVENUE & EXPEN	MK
2022 036-476-495	MISC. EXPENDITURES	11/24/2021	220009	25,000.00	21,800.00	3,200.00-	LINE ITEM TRANSFER	MK
	EXPENDITURES - DA FOREF II							
	TOTAL AMENDMENTS		3			69,665.00		
2022 042-650-310	OFFICE SUPPLIES	01/19/2022	220022	1,900.00	1,820.00	80.00-	LINE ITEM TRANSFER	SH
2022 042-650-495	MISCELLANEOUS	01/19/2022	220022	90.00	171.00	80.00	LINE ITEM TRANSFER	SH
	EXPENDITURES - LIBRARY					.00		
	TOTAL AMENDMENTS		2			171.00		
2022 059-403-404	CONSULTING	01/19/2022	220020	350,000.00	99,647.22	250,352.78-	LINE ITEM TRANSFER	SH
	EXPENDITURES - IMAGING/ARCHIVI							
	TOTAL AMENDMENTS		2			250,352.78-		
2022 088-330-120	GRANT PROCEEDS FCS	01/19/2022	220019		228,864.91-	228,864.91-	INCREASE REVENUE/EXPENSE	SH
2022 088-330-121	GRANT PROCEEDS FCS	01/19/2022	220019	220019	10,063.34-	10,063.34-	INCREASE REVENUE/EXPENSE	SH
	EXPENDITURES - CEDAR CK 129							
	TOTAL AMENDMENTS		2			238,928.25-		
2022 088-671-403	GRANT ADMIN COST C	01/19/2022	220019		178,223.25	178,223.25	INCREASE REVENUE/EXPENSE	SH
2022 088-671-535	CONSTRUCTION - CCI	01/19/2022	220019		60,705.00	60,705.00	INCREASE REVENUE/EXPENSE	SH
	EXPENDITURES - VZC JAIL							
	TOTAL AMENDMENTS		2			238,928.25		
2022 131-371-000	MISC REIMB	03/02/2022	220034		175.00-	175.00-	INCREASE REVENUE & EXPENSE	MK
	EXPENDITURES - VZC JAIL							
	TOTAL AMENDMENTS		1			175.00-		
2022 131-512-103	SALARIES - EMPLOYE	11/24/2021	220010	1,256,784.30	1,224,442.30	32,342.00-	LINE ITEM TRANSFER	MK
2022 131-512-110	SALARIES - COMP TI	11/24/2021	220010	82,657.50	114,999.50	32,342.00	LINE ITEM TRANSFER	MK
2022 131-512-339	UNIFORMS	03/02/2022	220034	5,500.00	5,675.00	175.00	INCREASE REVENUE & EXPENSE	MK
	EXPENDITURES - VZC JAIL							
	TOTAL AMENDMENTS		3			175.00		
2022 132-371-100	OTHER MISC. REVENU	01/19/2022	220023		6,710.00-	6,710.00-	INCREASE REV/EXP	SH
	EXPENDITURES - VZC JAIL							
	TOTAL AMENDMENTS		1			6,710.00-		
2022 132-560-337	LAW ENFORCEMENT SU	01/19/2022	220024	37,126.00	57,126.00	20,000.00	LINE ITEM TRANSFER	SH
2022 132-560-337	LAW ENFORCEMENT SU	03/16/2022	220039	57,126.00	59,126.00	2,000.00	LINE ITEM TRANSFER	MK

ACCOUNT NUMBER	ACCOUNT NAME	DATE	AMDMT NUMBER	OLD BUDGET AMOUNT	AMENDED BUDGET AMOUNT	AMOUNT OF CHANGE	DESCRIPTION	CLK
2022 132-560-455	REPAIR & MAINT - F	11/10/2021	220008	2,000.00	2,500.00	500.00	LINE ITEM TRANSFER	MK
2022 132-560-455	REPAIR & MAINT - F	01/19/2022	220023	2,500.00	9,210.00	6,710.00	INCREASE REV/EXP	SH
2022 132-560-456	TIRES & TUBES	03/16/2022	220039	40,000.00	38,000.00	2,000.00-	LINE ITEM TRANSFER	MK
2022 132-560-495	MISCELLANEOUS	11/10/2021	220008	15,000.00	14,500.00	500.00-	LINE ITEM TRANSFER	MK
2022 132-560-571	EQUIPMENT PURCHASE	01/19/2022	220024	48,860.00	28,860.00	20,000.00-	LINE ITEM TRANSFER	SH
EXPENDITURES - SHERIFF OFFICE			TOTAL AMENDMENTS	7	TOTAL CHANGES	6,710.00		
2022 400-333-120	GRANT PROCEEDS TSC	01/19/2022	220021	1	6,050.00-	6,050.00-	INCREASE REVENUE/EXPENSE	SH
			TOTAL AMENDMENTS	1	TOTAL CHANGES	6,050.00-		
2022 400-591-403	GRANT ADMINISTRATI	01/19/2022	220021	1	6,050.00	6,050.00	INCREASE REVENUE/EXPENSE	SH
			TOTAL AMENDMENTS	1	TOTAL CHANGES	6,050.00		
2022 544-574-204	WORKERS COMP	01/24/2022	220026	62.00	62.00-	62.00-	CORRECT ORIGINAL BUDGET	MK
2022 544-574-419	PROFESSIONAL FEES	01/24/2022	220026	465.00	527.00	62.00	CORRECT ORIGINAL BUDGET	MK
EXPENDITURES - OFFENDER			TOTAL AMENDMENTS	2	TOTAL CHANGES	.00		
2022 546-582-402	CONTRACT SERVICES	03/14/2022	220036	13,000.00	550.00	550.00	BA LOCAL JUVENILE	MK
2022 546-582-572	OFFICE EQUIPMENT	03/14/2022	220036	2	12,450.00	550.00-	BA LOCAL JUVENILE	MK
EXPENDITURES - JUV LOCAL			TOTAL AMENDMENTS	2	TOTAL CHANGES	.00		
2022 552-333-117	ETCOG REIMBURSEMEN	11/05/2021	220005	1	1,500.00-	1,500.00-	INCREASE REV & EXP BA #1	MK
			TOTAL AMENDMENTS	1	TOTAL CHANGES	1,500.00-		
2022 552-582-410	PSYCHOLOGICALS-ETC	11/05/2021	220005	1	1,500.00	1,500.00	INCREASE REV & EXP BA #1	MK
			TOTAL AMENDMENTS	1	TOTAL CHANGES	1,500.00		
2022 558-435-103	SALARIES - EMPLOYE	01/25/2022	220027	46,875.59	45,165.59	1,710.00-	BA GRANT S FY22	MK
2022 558-435-457	OFFICE EQUIPMENT/C	01/25/2022	220027	3,575.00	5,285.00	1,710.00	BA GRANT S FY22	MK
EXPENDITURES - GRANT S			TOTAL AMENDMENTS	2	TOTAL CHANGES	.00		
2022 817-476-402	ADMINISTRATIVE SER	02/02/2022	220031	10,991.944.00	461,300.00	461,300.00	LINE ITEM TRANSFER - GRANTW	MK
2022 817-476-495	MTSC. EXPENDITURES	02/02/2022	220031	10,530.644.00	10,530.644.00	461,300.00-	LINE ITEM TRANSFER - GRANTW	MK
2022 817-476-495	MTSC. EXPENDITURES	02/16/2022	220033	10,232.037.00	298,607.00-	298,607.00-	LINE ITEM TRANSFER - ARPA	MK
2022 817-476-495	MTSC. EXPENDITURES	03/02/2022	220035	10,232.037.00	67,500.00-	67,500.00-	LINE ITEM TRANSFER - ARPA	MK
2022 817-476-575	INFRASTRUCTURE	02/16/2022	220033	298,607.00	298,607.00	298,607.00	LINE ITEM TRANSFER - ARPA	MK
2022 817-476-575	INFRASTRUCTURE	03/02/2022	220035	298,607.00	67,500.00	67,500.00	LINE ITEM TRANSFER - ARPA	MK
EXPENDITURES - AMERICAN RESCUE			TOTAL AMENDMENTS	6	TOTAL CHANGES	.00		



P.O. Box 3188 • Longview, Texas 75606 • 903-237-5500
 MEMBER FDIC EQUAL HOUSING LENDER

Date 2/28/22 Page 1
 PRIMARY ACCOUNT
 ENCLOSURES 304

VAN ZANDT COUNTY
 FINANCIAL CLEARING
 121 E DALLAS RM 101
 CANTON TX 75103

C H E C K I N G A C C O U N T

Beginning November 1, our TBMyWay Customer Service Center hours are changing!
 Our new hours will be Monday through Friday from 8:15 am to 8:00 pm and
 Saturday from 8:15 am to 5:00 pm. Contact us at 1-800-263-7013 for your
 banking and digital needs.

PUBLIC FUNDS CHECKING		NUMBER OF ENCLOSURES	304
ACCOUNT NUMBER		Statement Dates	2/01/22 thru 2/28/22
PREVIOUS BALANCE	1,313,293.80	DAYS IN STATEMENT PERIOD	28
30 DEPOSITS	7,174,590.79	AVERAGE LEDGER	1,974,452.06
321 CHECKS/DEBITS	6,969,866.19	AVERAGE COLLECTED	1,969,498.40
SERVICE CHARGE	.00		
INTEREST PAID	.00		
CURRENT BALANCE	1,518,018.40		

D E P O S I T S A N D O T H E R C R E D I T S

DATE	DESCRIPTION	AMOUNT
2/01	INV-PAYMTS COMP JUDICIARY CTX	540.00
2/01	DEPOSIT	9,357.85
2/02	PAY VZ CO APPRAISAL PPD	366,586.78
2/02	PAY VZ CO APPRAISAL PPD	1,754,309.14
2/02	DEPOSIT	77,771.00
2/03	INV-PAYMTS TX ATTORNEY GEN CTX	4,648.07
2/04	INV-PAYMTS TX AGRICULTURE CTX	2,161.97
2/07	PAY VZ CO APPRAISAL PPD	515,227.68
2/07	PAY VZ CO APPRAISAL PPD	2,321,008.71
2/08	DEPOSIT	113,981.44
2/10	DEPOSIT	59,220.63
2/11	DEPOSIT	8,742.55
2/14	PAY VZ CO APPRAISAL PPD	270,592.43



P.O. Box 3188 • Longview, Texas 75606 • 903-237-5500
 MEMBER FDIC EQUAL HOUSING LENDER

Date 2/28/22 Page 2
 PRIMARY ACCOUNT
 ENCLOSURES

VAN ZANDT COUNTY
 FINANCIAL CLEARING
 121 E DALLAS RM 101
 CANTON TX 75103

PUBLIC FUNDS CHECKING (Continued)

DEPOSITS AND OTHER CREDITS		
DATE	DESCRIPTION	AMOUNT
2/14	PAY VZ CO APPRAISAL	1,189,826.23
	PPD	
2/15	DEPOSIT	58,667.45
2/16	DEPOSIT	2,019.00
2/17	REFUND STOP PAYMENT FEE	90.00
	PER RFOSTER BY BD	
2/17	INV-PAYMTS CPA STATE FISCAL	554.14
	CTX	
2/17	INV-PAYMTS CPA STATE FISCAL	554.65
	CTX	
2/17	INV-PAYMTS CPA STATE FISCAL	3,679.05
	CTX	
2/17	INV-PAYMTS CPA STATE FISCAL	6,503.11
	CTX	
2/17	DEPOSIT	154,977.44
2/18	INV-PAYMTS COMP JUDICIARY	5,050.00
	CTX	
2/18	DEPOSIT	144,449.05
2/22	DEPOSIT	52,498.60
2/23	INV-PAYMTS COMP JUDICIARY	5,610.00
	CTX	
2/23	DEPOSIT	42,418.15
2/24	INV-PAYMTS TX DPT CRIML JST	604.90
	CTX	
2/25	DEPOSIT	1,776.77
2/28	DEPOSIT	1,164.00

WITHDRAWALS AND OTHER DEBITS		
DATE	DESCRIPTION	AMOUNT
2/01	Jury Checks Correction	2,052.00-
2/01	PAYMENT VISA	147.39-
	\WEB	
	400365XXXXX5849	
2/02	Debt Service Transfer	57,540.22-
2/02	Payroll 02042022	238,469.54-
2/03	WIRE TRANSFER DEBIT	1,400,000.00-
	Tex Pool	



P.O. Box 3188 • Longview, Texas 75606 • 903-237-5500
 MEMBER FDIC EQUAL HOUSING LENDER

Date 2/28/22 Page 3
 PRIMARY ACCOUNT
 ENCLOSURES 304

VAN ZANDT COUNTY
 FINANCIAL CLEARING
 121 E DALLAS RM 101
 CANTON TX 75103

PUBLIC FUNDS CHECKING (Continued)

WITHDRAWALS AND OTHER DEBITS		
DATE	DESCRIPTION	AMOUNT
	011000028 67573774 STATE STREET BANK 1 Lincoln St Boston, MA 02111 20220203MMQFMPJR000041 20220203A1Q002AC005694 02031223FT01	
2/03	USATAXPYMT IRS CCD 220243445756112	68,740.63-
2/03	ENC ERROR CK #76784 PA \$38.36 SB \$38.96	.60-
2/03	ENC ERROR CK #77865 PA \$4,430.00 SB \$4,470.00	40.00-
2/04	PAYMENTS NATIONWIDE PPD	3,075.00-
2/07	CHILDSUPP Texas SDU CCD 220350002423416	1,411.93-
2/07	INSURANCE AFLAC CCD 0XH48871449	6,267.28-
2/08	Debt Services Transfer	76,298.28-
2/08	PAYMENT BANKCARD \TEL	3,400.18-
2/09	WIRE TRANSFER DEBIT TEXAS CLASS 101000695 9872557395 717 17TH STREET SUITE 1850 DENVER, CO 80202 UMB BANK, NA 1010 Grand Blvd Kansas City, MO 64106 20220209MMQFMPJR000018 20220209J1B7841C000424 02091003FT01	2,750,000.00-
2/10	Jury Checks	184.00-
2/10	Jury Checks	450.00-
2/11	Additional Jury Checks 0124202	172.00-
	2	



P.O. Box 3188 • Longview, Texas 75606 • 903-237-5500
 MEMBER FDIC EQUAL HOUSING LENDER

Date 2/28/22 Page 4
 PRIMARY ACCOUNT
 ENCLOSURES 304

VAN ZANDT COUNTY
 FINANCIAL CLEARING
 121 E DALLAS RM 101
 CANTON TX 75103

PUBLIC FUNDS CHECKING

Continued)

WITHDRAWALS AND OTHER DEBITS		
DATE	DESCRIPTION	AMOUNT
2/11	Additional Jury Checks 0210202 2	240.00-
2/11	Jury Checks	798.00-
2/14	WIRE TRANSFER DEBIT TEXAS CLASS 101000695 9872557395 717 17TH STREET SUITE 1850 DENVER, CO 80202 UMB BANK, NA 1010 Grand Blvd Kansas City, MO 64106 20220214MMQFMPJR000119 20220214J1B7841C001930 02141652FT01	1,000,000.00-
2/14	Debt Service Transfer	39,279.53-
2/15	STOP PAYMENT FEE	30.00-
2/15	DD WEBFILE TAX PYMT CCD 902/05116675	75.00-
2/15	RECEIVABLE TEXAS COUNTY DRS CCD 0333	107,446.43-
2/16	Payroll Transfer 02182022	229,676.79-
2/17	WIRE TRANSFER DEBIT Bank of America 026009593 004799773039 TDCJ P.O. Box 4015 861 IH#139 Huntsville, TX 77342 20220217MMQFMPJR000056 20220217B6B7HU1R011343 02171421FT01	4,909.16-
2/18	PAYMENTS NATIONWIDE PPD	3,075.00-
2/18	FLEET DEBI WEX INC CCD 9100000739575	12,630.22-
2/18	USATAXPYMT IRS CCD 220244904655848	64,995.92-
2/22	CHILDSUPP Texas SDU CCD 220490002443300	1,411.93-



P.O. Box 3188 • Longview, Texas 75606 • 903-237-5500
 MEMBER FDIC EQUAL HOUSING LENDER

Date 2/28/22 Page 5
 PRIMARY ACCOUNT
 ENCLOSURES 304

VAN ZANDT COUNTY
 FINANCIAL CLEARING
 121 E DALLAS RM 101
 CANTON TX 75103

PUBLIC FUNDS CHECKING

Continued)

CHECKS IN NUMERICAL ORDER					
DATE	CHECK NO	AMOUNT	DATE	CHECK NO	AMOUNT
2/28	77842	25.53	2/03	78211*	41.06
2/08	77929*	600.53	2/15	78212	255.31
2/10	77953*	1,206.06	2/01	78213	1,195.00
2/28	77956*	600.53	2/04	78214	82.20
2/01	77991*	600.53	2/07	78215	3,845.53
2/08	78032*	9,607.96	2/10	78216	40.39
2/02	78044*	17.00	2/09	78217	232.26
2/09	78049*	100.00	2/03	78218	57.34
2/02	78062*	125.00	2/09	78219	2,330.19
2/02	78063	200.00	2/11	78220	233.89
2/01	78064	1,560.00	2/08	78221	78.16
2/16	78068*	44.98	2/04	78222	41.99
2/01	78076*	1,811.38	2/08	78223	21.18
2/18	78079*	2,050.00	2/03	78224	41.34
2/09	78083*	173.18	2/04	78225	73.80
2/01	78094*	70.24	2/07	78226	260.00
2/01	78099*	372.00	2/11	78227	50.00
2/09	78103*	15.98	2/02	78228	69.92
2/03	78121*	600.00	2/09	78229	52.55
2/01	78124*	101.00	2/14	78230	372.00
2/09	78130*	882.00	2/03	78231	100.00
2/02	78138*	28.38	2/10	78232	100.00
2/01	78142*	2,839.97	2/25	78233	1,414.39
2/11	78145*	69.99	2/28	78234	300.00
2/01	78147*	144.08	2/10	78235	284.00
2/15	78150*	125.00	2/08	78237*	67.22
2/08	78156*	29.50	2/10	78238	11,617.56
2/17	78164*	272.00	2/08	78241*	39,270.41
2/23	78167*	200.00	2/18	78242	500.00
2/01	78169*	16,742.85	2/08	78243	797.72
2/01	78173*	600.00	2/10	78244	25.53
2/02	78178*	6,000.00	2/28	78245	857.00
2/16	78180*	880.17	2/09	78246	139.95
2/10	78188*	500.00	2/24	78248*	150.00
2/01	78205*	1,800.00	2/25	78251*	295.00
2/23	78207*	35.00	2/15	78252	228.40
2/01	78209*	2,531.25	2/14	78254*	123,603.00

* Indicates break in check number sequence



P.O. Box 3188 • Longview, Texas 75606 • 903-237-5500

MEMBER FDIC

EQUAL HOUSING LENDER

Date 2/28/22
 PRIMARY ACCOUNT
 ENCLOSURES

Page 6
 304

VAN ZANDT COUNTY
 FINANCIAL CLEARING
 121 E DALLAS RM 101
 CANTON TX 75103

PUBLIC FUNDS CHECKING

(Continued)

CHECKS IN NUMERICAL ORDER					
DATE	CHECK NO	AMOUNT	DATE	CHECK NO	AMOUNT
2/28	78255	430.00	2/10	78309*	3,088.52
2/10	78256	500.00	2/15	78310	197.52
2/09	78257	64.38	2/11	78311	700.00
2/09	78258	2,142.63	2/23	78312	1,405.10
2/24	78259	89.54	2/08	78314*	15.00
2/24	78261*	3,315.00	2/24	78315	18,596.85
2/14	78262	330.00	2/23	78317*	500.00
2/25	78263	365.00	2/10	78318	1,440.00
2/25	78264	4,341.12	2/10	78323*	60.00
2/08	78265	109.00	2/02	78324	647.00
2/28	78267*	75.00	2/14	78325	100.00
2/10	78269*	155.87	2/10	78326	470.36
2/24	78270	2,505.00	2/28	78327	85.74
2/04	78271	25.53	2/23	78328	7,308.05
2/23	78273*	921.33	2/16	78329	151.96
2/10	78274	351.60	2/08	78331*	1,162.30
2/28	78275	3,669.91	2/09	78332	364.08
2/24	78276	749.87	2/28	78333	1,400.00
2/08	78277	24.00	2/10	78334	19,446.38
2/23	78278	740.00	2/09	78335	3,381.88
2/25	78282*	4,998.75	2/11	78336	1,364.00
2/16	78283	650.00	2/28	78338*	6,805.64
2/28	78284	499.76	2/23	78339	129,713.11
2/25	78285	560.00	2/11	78340	28.70
2/15	78286	80.00	2/11	78341	409.32
2/23	78288*	350.00	2/11	78342	2,345.25
2/09	78289	612.00	2/08	78343	64,427.09
2/03	78290	1,188.00	2/24	78344	115.21
2/25	78291	2,500.00	2/24	78345	25,775.00
2/09	78293*	120.00	2/15	78346	3,299.99
2/09	78294	400.00	2/16	78347	71.78
2/08	78296*	1,656.00	2/18	78348	169.18
2/10	78297	5.34	2/09	78349	6,770.69
2/08	78298	1,199.99	2/16	78350	162.20
2/25	78300*	15.92	2/15	78351	869.40
2/23	78302*	396.00	2/15	78352	1,843.65
2/22	78303	1,010.56	2/15	78353	111.88
2/08	78304	116.00	2/15	78354	733.85
2/16	78307*	196.12	2/14	78355	55.00

* Indicates break in check number sequence



P.O. Box 3188 • Longview, Texas 75606 • 903-237-5500

MEMBER FDIC

EQUAL HOUSING LENDER

Date 2/28/22
 PRIMARY ACCOUNT
 ENCLOSURES

Page 7
 304

VAN ZANDT COUNTY
 FINANCIAL CLEARING
 121 E DALLAS RM 101
 CANTON TX 75103

PUBLIC FUNDS CHECKING

ontinued)

CHECKS IN NUMERICAL ORDER					
DATE	CHECK NO	AMOUNT	DATE	CHECK NO	AMOUNT
2/22	78356	51.98	2/25	78400*	100.00
2/16	78357	185.04	2/18	78401	14.50
2/15	78358	585.00	2/23	78403*	2,001.00
2/14	78359	1,149.00	2/22	78404	739.89
2/14	78360	41.34	2/18	78405	5,000.00
2/18	78361	100.00	2/28	78406	596.71
2/14	78362	25.00	2/28	78408*	300.24
2/17	78363	240.00	2/25	78409	705.35
2/11	78364	873.54	2/23	78411*	26.65
2/11	78365	350.00	2/23	78414*	17,800.99
2/17	78366	189.63	2/23	78416*	1,580.14
2/14	78367	100.00	2/24	78418*	300.00
2/16	78368	26.72	2/25	78419	28.74
2/14	78369	194.06	2/28	78420	98.61
2/17	78370	85.88	2/25	78421	234.24
2/15	78371	48.50	2/24	78424*	8,509.66
2/11	78372	2,040.00	2/23	78427*	1,372.00
2/23	78373	558.39	2/23	78428	2,100.00
2/23	78375*	126.99	2/24	78429	442.60
2/23	78376	300.00	2/28	78430	600.53
2/18	78377	55.00	2/23	78431	72.00
2/18	78378	62.87	2/22	78432	765.46
2/22	78379	105.00	2/23	78433	350.00
2/22	78380	1,710.00	2/23	78434	18,916.00
2/22	78381	43.92	2/22	78435	208.95
2/22	78382	13.75	2/24	78436	147.20
2/23	78383	58.75	2/23	78437	669.60
2/22	78384	50.00	2/24	78438	279.95
2/22	78385	520.99	2/22	78439	93.47
2/18	78386	1,054.00	2/23	78440	1,398.69
2/25	78387	1,800.00	2/28	78441	475.00
2/18	78388	60.00	2/23	78442	233.92
2/18	78390*	1,199.95	2/23	78443	1,917.23
2/23	78391	2,194.00	2/24	78444	437.98
2/28	78392	500.00	2/25	78445	1,045.00
2/28	78393	1,195.00	2/23	78446	14.83
2/22	78395*	1,840.00	2/23	78447	463.20
2/28	78397*	1,680.00	2/25	78449*	39,273.46
2/23	78398	3,150.54	2/23	78450	893.06

* Indicates break in check number sequence



P.O. Box 3188 • Longview, Texas 75606 • 903-237-5500
 MEMBER FDIC EQUAL HOUSING LENDER

Date 2/28/22 Page 8
 PRIMARY ACCOUNT
 ENCLOSURES 304

VAN ZANDT COUNTY
 FINANCIAL CLEARING
 121 E DALLAS RM 101
 CANTON TX 75103

PUBLIC FUNDS CHECKING (continued)

CHECKS IN NUMERICAL ORDER					
DATE	CHECK NO	AMOUNT	DATE	CHECK NO	AMOUNT
2/23	78451	238.80	2/23	78491	90.00
2/23	78452	350.00	2/23	78493*	9,814.50
2/23	78453	2,800.00	2/28	78494	19,744.07
2/16	78455*	1,218.00	2/28	78495	125.00
2/24	78456	608.00	2/17	78496	450.00
2/22	78457	211.12	2/23	78498*	100.00
2/25	78458	5,956.00	2/23	78500*	2,025.20
2/23	78459	67.00	2/28	78501	155.11
2/18	78460	84.00	2/24	78502	231.09
2/17	78461	130.98	2/23	78503	1,265.57
2/23	78462	4,200.00	2/22	78504	336.96
2/24	78464*	600.53	2/23	78505	51.06
2/23	78465	407.63	2/23	78506	792.53
2/25	78466	1,799.20	2/23	78508*	50.00
2/25	78469*	400.05	2/24	78509	600.53
2/22	78470	2,603.51	2/23	78510	418.19
2/28	78471	389.59	2/24	78511	29.77
2/18	78472	65.00	2/23	78513*	3,092.70
2/25	78474*	2,760.46	2/24	78514	525.00
2/24	78475	11,056.70	2/28	78515	210.00
2/23	78476	97.10	2/17	78516	4,470.00
2/23	78477	2,636.10	2/17	78517	65,150.39
2/24	78478	807.77	2/28	78518	90.00
2/22	78481*	155.99	2/28	78519	11,498.70
2/23	78482	1,800.00	2/25	78520	71.04
2/23	78483	350.00	2/25	78522*	43.92
2/22	78485*	985.49	2/23	78523	891.30
2/23	78487*	6,627.54	2/23	78525*	1,500.00
2/23	78488	1,250.00	2/28	78528*	372.00
2/17	78489	80.00	2/24	78529	159.00
2/17	78490	1,450.00			

* Indicates break in check number sequence

DAILY BALANCE INFORMATION					
DATE	BALANCE	DATE	BALANCE	DATE	BALANCE
2/01	1,290,623.96	2/04	1,718,896.37	2/09	1,690,667.17
2/02	3,186,193.82	2/07	4,543,348.02	2/10	1,709,962.19
2/03	1,720,032.92	2/08	4,458,448.94	2/11	1,709,030.05



P.O. Box 3188 • Longview, Texas 75606 • 903-237-5500

MEMBER FDIC

EQUAL HOUSING LENDER

Date 2/28/22
PRIMARY ACCOUNT
ENCLOSURES

Page 9
304

VAN ZANDT COUNTY
FINANCIAL CLEARING
121 E DALLAS RM 101
CANTON TX 75103

PUBLIC FUNDS CHECKING

(continued)

DAILY BALANCE INFORMATION					
DATE	BALANCE	DATE	BALANCE	DATE	BALANCE
2/14	2,004,199.78	2/18	1,863,006.30	2/25	1,569,634.07
2/15	1,946,937.30	2/22	1,902,645.93	2/28	1,518,018.40
2/16	1,715,692.54	2/23	1,711,992.29		
2/17	1,804,622.89	2/24	1,636,564.94		

END OF STATEMENT

TexPool Participant Services
 1001 Texas Avenue, Suite 1150
 Houston, TX 77002



RECEIVED
 April Tawater

MAR 11 2022

Deputy Treasurer
 Van Zandt County

Participant Statement

Statement Period 02/01/2022 - 02/28/2022

Page 1 of 2

Customer Service 1-866-TEX-POOL

Location ID

Investor ID

VAN ZANDT COUNTY
 FINANCIAL CLEARING FUND
 ATTN KENNY EDWARDS
 121 E DALLAS ST STE 101
 CANTON TX 75103-1496

TexPool Update

You can update your contact information via TexConnect Online. Enter your Location #, PIN, and Password and then click Maintenance on the menu bar to get started.

TexPool Summary

Pool Name	Beginning Balance	Total Deposits	Total Withdrawals	Total Interest	Current Balance	Average Balance
Texas Local Government Investment Pool	\$8,719,557.22	\$1,400,000.00	\$0.00	\$486.97	\$10,120,044.19	\$10,019,574.61
Total Dollar Value	\$8,719,557.22	\$1,400,000.00	\$0.00	\$486.97	\$10,120,044.19	

Portfolio Value

Pool Name	Pool/Account	Market Value (02/01/2022)	Share Price (02/28/2022)	Shares Owned (02/28/2022)	Market Value (02/28/2022)
Texas Local Government Investment Pool		\$8,719,557.22	\$1.00	10,120,044.190	\$10,120,044.19
Total Dollar Value		\$8,719,557.22			\$10,120,044.19

Interest Summary

Pool Name	Pool/Account	Month-to-Date Interest	Year-to-Date Interest
Texas Local Government Investment Pool		\$486.97	\$756.11
Total		\$486.97	\$756.11



Transaction Detail

Texas Local Government Investment Pool

Participant: VAN ZANDT COUNTY

Pool/Account:

Transaction Date	Settlement Date	Transaction Description	Transaction Dollar Amount	Share Price	Shares This Transaction	Shares Owned
02/01/2022	02/01/2022	BEGINNING BALANCE	\$8,719,557.22	\$1.00		8,719,557.220
02/03/2022	02/03/2022	TRANSFER DEPOSIT	\$1,400,000.00	\$1.00	1,400,000.000	10,119,557.220
02/28/2022	02/28/2022	MONTHLY POSTING	\$486.97	\$1.00	486.970	10,120,044.190
Account Value as of 02/28/2022			\$10,120,044.19	\$1.00		10,120,044.190





0000178-0001083 PDF 392584
 Van Zandt County
 121 East Dallas Street Room 101
 Canton, TX 75103

Summary Statement

February 28, 2022
 Page 1 of 4

Investor ID:

Texas CLASS

Texas CLASS

Average Monthly Yield: 0.1229%

	Beginning Balance	Contributions	Withdrawals	Income Earned	Income Earned YTD	Average Daily Balance	Month End Balance
FINANCIAL CLEARING	13,443,261.36	3,750,000.00	0.00	1,511.05	2,485.86	15,944,005.19	17,194,772.41
American Rescue Plan	5,498,113.91	0.00	0.00	518.31	968.99	5,498,381.71	5,498,632.22
TOTAL	18,941,375.27	3,750,000.00	0.00	2,029.36	3,454.85	21,442,386.90	22,693,404.63

Tel: (800) 707-6242

<https://www.texasclass.com/>



Account Number:

FINANCIAL CLEARING


Account Summary

Average Monthly Yield: 0.1229%

Transaction Date	Transaction Description	Contributions & Income Earned	Withdrawals	Balance	Transaction Number
02/01/2022	Beginning Balance			13,443,261.36	
02/09/2022	Contribution	2,750,000.00			5546920
02/14/2022	Contribution	1,000,000.00			5557972
02/28/2022	Income Dividend Reinvestment	1,511.05			
02/28/2022	Ending Balance			17,194,772.41	

Transaction Activity

Transaction Date	Transaction Description	Contributions & Income Earned	Withdrawals	Balance	Transaction Number
02/01/2022	Beginning Balance			13,443,261.36	
02/09/2022	Contribution	2,750,000.00			5546920
02/14/2022	Contribution	1,000,000.00			5557972
02/28/2022	Income Dividend Reinvestment	1,511.05			
02/28/2022	Ending Balance			17,194,772.41	



American Rescue Plan

Account Statement

February 28, 2022

Page 3 of 4

Account Number:

Account Summary

Average Monthly Yield: 0.1229%

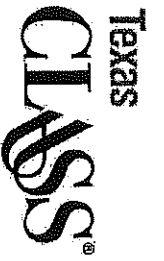
Transaction Date	Transaction Description	Contributions & Income Earned	Withdrawals	Income Earned	Income Earned YTD	Average Daily Balance	Month End Balance
02/01/2022	Beginning Balance						5,498,113.91
02/28/2022	Income Dividend Reinvestment	518.31		518.31	968.99	5,498,381.71	5,498,632.22
02/28/2022	Ending Balance						5,498,632.22

Transaction Activity

Transaction Date	Transaction Description	Contributions & Income Earned	Withdrawals	Balance	Transaction Number
02/01/2022	Beginning Balance			5,498,113.91	
02/28/2022	Income Dividend Reinvestment	518.31			
02/28/2022	Ending Balance			5,498,632.22	

Tel: (800) 707-6242

<https://www.texasclass.com/>



Texas CLASS

Texas CLASS

Date	Dividend Rate	Daily Yield
02/01/2022	0.000002980	0.1088%
02/02/2022	0.00002933	0.1071%
02/03/2022	0.000003030	0.1106%
02/04/2022	0.000009465	0.1151%
02/05/2022	0.000000000	0.1151%
02/06/2022	0.000000000	0.1151%
02/07/2022	0.000003260	0.1191%
02/08/2022	0.000003271	0.1194%
02/09/2022	0.000003267	0.1193%
02/10/2022	0.000003261	0.1190%
02/11/2022	0.000009738	0.1185%
02/12/2022	0.000000000	0.1185%
02/13/2022	0.000000000	0.1185%
02/14/2022	0.000003446	0.1258%
02/15/2022	0.000003339	0.1219%
02/16/2022	0.000003283	0.1198%
02/17/2022	0.000003300	0.1204%
02/18/2022	0.000013380	0.1221%
02/19/2022	0.000000000	0.1221%
02/20/2022	0.000000000	0.1221%
02/21/2022	0.000000000	0.1221%
02/22/2022	0.000003408	0.1243%
02/23/2022	0.000003602	0.1315%
02/24/2022	0.000003837	0.1401%
02/25/2022	0.000011592	0.1410%
02/26/2022	0.000000000	0.1410%
02/27/2022	0.000000000	0.1410%
02/28/2022	0.000003876	0.1415%

Performance results are shown net of all fees and expenses and reflect the reinvestment of dividends and other earnings. Many factors affect performance including changes in market conditions and interest rates and in response to other economic, political, or financial developments. Investment involves risk including the possible loss of principal. No assurance can be given that the performance objectives of a given strategy will be achieved. Past performance is no guarantee of future results. Any financial and/or investment decision may incur losses.

Tel: (800) 707-6242

<https://www.texasclass.com/>