


Van Zandt County
Monthly Financial & Investment Report
Month Ending December 31, 2022

TO BE RECORDED IN THE FEBRUARY 1, 2022 MINUTES

OF THE COMMISSIONERS' COURT

BY VAN ZANDT COUNTY CLERK.


SUBMITTED THIS THE 30th DAY OF JANUARY 2023




Kenny Edwards, Treasurer

The Van Zandt County Commissioners' Court, having reviewed the Treasurer's Report as presented, having taken reasonable steps to ensure its accuracy, and based upon presentations of the Treasurer's Office, does hereby approve the Report, subject to the independent auditor's review and does further order that it be filed with the official minutes of this meeting. {LGC 114.026(c)}

In addition, the below signatures affirm that the Treasurers' Report complies with statutes as referenced. {LGC 114.026(d)}S




ANDY REESE
Don Kirkpatrick, Van Zandt County Judge




Chad LaPrade
Commissioner Precinct #1



Keith Pearson
Commissioner Precinct #3



Virgil Melton, Jr.
Commissioner Precinct #2



Brandon Barton
Commissioner Precinct #4

| FUND NAME | CHECKING ACCOUNT | CHECKING AMOUNT | TDOA ACCOUNT | TDOA AMOUNT | FUND TOTAL |
|--|--------------------------------|-----------------|--------------|------------------------------|---------------|
| 2023 010 GENERAL FUND | FIN CLEAR AMERICAN CTY JURY | 757,075.72 | TDOA MBIA | 2,514,986.55 7,353,099.62 | 10,628,584.89 |
| 2023 012 RESERVE FUNDS | FIN CLEAR | | TDOA MBIA | | |
| 2023 015 SHERIFF CHAPTER 59 FORFEITURE | FIN CLEAR AMERICAN | 1,692.67 | TDOA MBIA | 58,060.28 | 59,752.95 |
| 2023 016 DA FORFEITURE FUND | FIN CLEAR | | TDOA MBIA | | |
| | ESCRW #1 | | | | |
| | ESCRW #2 | | | | |
| | ESCRW #3 | | | | |
| | ESCRW #4 | 2,971.14 | | | |
| | ESCRW #5 | | | | |
| | ESCRW #6 | 2,001.33 | | | |
| | ESCRW #7 | | | | |
| | ESCRW #8 | | | | |
| | ESCRW #9 | 1,052.63 | | | |
| | ESCRW #10 | | | | |
| | ESCRW #11 | | | | |
| | ESCRW #12 | | | | |
| | ESCRW #13 | | | | |
| | ESCRW #14 | 27,366.93 | | | |
| | ESCRW #15 | | | | |
| | ESCRW #16 | 85,040.29 | | | |
| | ESCRW #17 | | | | |
| | ESCRW #18 | | | | |
| | ESCRW #19 | 6,486.64 | | | |
| | ESCRW #20 | | | | |
| | ESCRW #21 | | | | |
| | ESCRW #22 | | | | |
| | ESCRW #23 | | | | |
| | ESCRW #24 | | | | |
| | ESCRW #25 | | | | |
| | ESCRW #26 | | | | |
| | ESCRW #27 | | | | |
| | ESCRW #28 | | | | |
| | ESCRW #29 | | | | |
| | ESCRW #30 | | | | |
| | ESCRW #31 | | | | |
| | ESCRW #32 | | | | |
| | ESCRW #33 | | | | |
| | ESCRW #34 | | | | |
| | ESCRW #35 | | | | |
| | ESCRW #36 | | | | |
| | ESCRW #37 | | | | |
| | ESCRW #38 | | | | |
| | ESCRW #39 | | | | |
| | ESCRW #40 | | | | |
| | ESCRW #41 | | | | |
| | ESCRW #42 | | | | |
| | ESCRW #43 | | | | |
| | ESCRW #44 | | | | |
| | ESCRW #45 | | | | |

COMBINED STATEMENT OF CASH POSITION FOR DECEMBER

| FUND NAME | CHECKING ACCOUNT | CHECKING AMOUNT | TDOA ACCOUNT | TDOA AMOUNT | FUND TOTAL |
|---|------------------|-----------------|--------------|-------------|------------|
| | ESCROW #46 | | | | |
| | ESCROW #47 | | | | |
| | ESCROW #48 | | | | |
| | ESCROW #49 | | | | |
| | ESCROW #50 | | | | |
| | ESCROW #51 | | | | |
| | ESCROW #52 | | | | |
| | ESCROW #53 | | | | |
| | ESCROW #54 | | | | |
| | ESCROW #55 | | | | |
| | ESCROW #56 | | | | |
| | ESCROW #57 | | | | |
| | ESCROW #58 | | | | |
| | ESCROW #59 | | | | |
| | ESCROW #60 | | | | |
| | ESCROW #61 | | | | |
| | ESCROW #62 | | | | |
| | ESCROW #63 | | | | |
| | ESCROW #64 | | | | |
| | ESCROW #65 | | | | |
| | ESCROW #66 | | | | |
| | ESCROW #67 | | | | |
| | ESCROW #68 | | | | |
| | ESCROW #69 | | | | |
| | ESCROW #70 | | | | |
| | ESCROW #71 | | | | |
| | ESCROW #72 | | | | |
| | ESCROW #73 | | | | |
| | ESCROW #74 | | | | |
| | ESCROW #75 | | | | |
| | ESCROW #76 | | | | |
| | ESCROW #77 | | | | |
| | ESCROW #78 | | | | |
| | ESCROW #79 | | | | |
| | ESCROW #80 | | | | |
| | ESCROW #81 | | | | |
| | ESCROW #82 | | | | |
| | ESCROW #83 | | | | |
| | ESCROW #84 | | | | |
| | ESCROW #85 | | | | |
| | ESCROW #86 | | | | |
| | ESCROW #87 | | | | |
| | ESCROW #88 | | | | |
| 2023 017 BUILDING SECURITY FUND | FIN CLEAR | 5,095.28 | TDOA MBIA | 29,430.97 | 34,526.25 |
| 2023 018 JUSTICE COURT BLDG SECURITY FUND | FIN CLEAR | 2,615.92 | TDOA | 9,562.87 | 12,178.79 |
| 2023 019 DA FOREFEITURE FUND | ESCROW #13 | | | | |
| | ESCROW #14 | | | | |
| | ESCROW #15 | | | | |
| | ESCROW #16 | | | | |
| | ESCROW #45 | | | | |
| 2023 021 ROAD & BRIDGE - PCT. 1 | FIN CLEAR | 61,591.35 | TDOA | 456,723.80 | 518,315.15 |
| | | | | | 130,512.30 |

| FUND NAME | CHECKING ACCOUNT | CHECKING AMOUNT | TDOA ACCOUNT | TDOA AMOUNT | FUND TOTAL |
|--|------------------|-----------------|--------------|--------------|--------------|
| 2023 022 ROAD & BRIDGE - PCT. 2 | FIN CLEAR | 98,472.57 | TDOA MBIA | 715,956.76 | 1,570,982.54 |
| 2023 023 ROAD & BRIDGE - PCT. 3 | FIN CLEAR | 99,337.08 | TDOA MBIA | 524,085.30 | 1,049,619.15 |
| 2023 024 ROAD & BRIDGE - PCT. 4 | FIN CLEAR | 68,758.33 | TDOA MBIA | 426,196.77 | 1,230,890.78 |
| 2023 026 ROAD & BRIDGE - GEN | FIN CLEAR | 6,985.74 | TDOA MBIA | 579,264.91 | 11,067.84 |
| 2023 035 VICTIM COORDINATOR GRANT | FIN CLEAR | 11,738.05- | TDOA MBIA | 582,867.54 | 11,738.05- |
| 2023 036 DA FORFEITURE FUND II | FIN CLEAR | 8,965.57 | TDOA MBIA | 4,082.10 | 87,448.76 |
| 2023 037 CONSTABLE PCT #4 SEIZURE | FIN CLEAR | 819.89 | TDOA MBIA | 78,483.19 | 4,766.29 |
| 2023 040 COUNTY LAW LIBRARY FUND | FIN CLEAR | 2,939.23 | TDOA MBIA | 3,946.40 | 84,888.53 |
| 2023 042 COUNTY FREE LIBRARY | FIN CLEAR | 40,830.06 | TDOA MBIA | 81,949.30 | 40,830.06 |
| 2023 047 DIGITIZE RECORDS | FIN CLEAR | | TDOA MBIA | .92 | .92 |
| 2023 048 SUPPLEMENTAL GUARDIANSHIP | FIN CLEAR | 5,828.22 | TDOA | 40,094.67 | 45,922.89 |
| 2023 049 COUNTY CHLD ABUSE PREVENTIOFIN CLEAR | FIN CLEAR | 3,181.13 | TDOA | 8,417.88 | 11,599.01 |
| 2023 050 COURT RELATED PROGRAMS | FIN CLEAR | 4,170.49 | TDOA MBIA | 14,210.93 | 18,381.42 |
| 2023 052 COUNTY & DISTRICT TECH FUND FIN CLEAR | FIN CLEAR | 1,240.11 | TDOA MBIA | 6,593.18 | 7,833.29 |
| 2023 053 CAPITALCREDITSECONOMTCDEVELOFIN CLEAR | FIN CLEAR | 821.18 | TDOA MBIA | 6,593.18 | 371,313.60 |
| 2023 054 DISTRICT CLERK TECHNOLOGY FUFIN CLEAR | FIN CLEAR | | TDOA | 206,463.57 | |
| 2023 055 CHAPTER 19 | FIN CLEAR | | TDOA MBIA | 164,028.85 | |
| 2023 056 COUNTY RECORDS FUND | FIN CLEAR | | TDOA MBIA | .01 | .01 |
| 2023 057 COUNTY CLERK RECORDS FUND | FIN CLEAR | 25,795.85 | TDOA MBIA | 1,024,801.12 | 1,050,596.97 |

| FUND NAME | CHECKING ACCOUNT | CHECKING AMOUNT | TDOA ACCOUNT | TDOA AMOUNT | FUND TOTAL |
|--|------------------|-----------------|--------------|--------------|--------------|
| 2023 058 DISTRICT CLERK RECORDS FUND | FIN CLEAR | 10,055.94 | TDOA | 202,042.16 | 212,098.10 |
| 2023 059 COUNTY CLERK ARCHIVE | FIN CLEAR | | TDOA | .11 | .11 |
| 2023 070 PERMANENT IMPROVEMENT FUND | FIN CLEAR | | TDOA | | |
| 2023 075 RIGHT-OF-WAY FUND | FIN CLEAR | | TDOA | | |
| 2023 084 TAX ANTICIPATION NOTES | FIN CLEAR | | TDOA | | |
| 2023 085 DEBT SERVICE FUND | DEBT CL | 68,497.65 | TDOA | 62,936.78 | 131,434.43 |
| 2023 087 VZC INDIGENT HEALTH PROGRAM | FIN CLEAR | 9,822.21 | TDOA | 127,192.06 | 137,014.27 |
| 2023 088 SOIL CONSERVATION DIST FUND | FIN CLEAR | 6,334.03 | TDOA | 33,905.45 | 40,239.48 |
| 2023 090 APPELLATE JUSTICE SYSTEM | FUNFIN CLEAR | 830.35 | TDOA | 830.35 | 830.35 |
| 2023 095 PAYROLL CLEARING ACCOUNT. | PAYCLEAR | 194,039.82 | MBIA | | 194,039.82 |
| 2023 096 GEN FIXED ASSETS ACCOUNT GRP | | | MBIA | | |
| 2023 097 LONG TERM DEBT GROUP | | | MBIA | | |
| 2023 131 VAN ZANDT COUNTY JAIL | FIN CLEAR | 185.62- | TDOA | 1,018,512.68 | 1,018,327.06 |
| 2023 132 VAN ZANDT COUNTY SHERIFF DEPT | FIN CLEAR | 8,365.41 | TDOA | 1,096,500.00 | 1,104,865.41 |
| 2023 136 STATEWIDE EMERGENCY RADIO | INFIN CLEAR | | TDOA | | |
| 2023 145 SOLID WASTE GRANT | FIN CLEAR | | MBIA | | |
| 2023 147 2020 HAVA CARES ACT | FIN CLEAR | 1,846.74 | TDOA | 15,273.29 | 17,120.03 |
| 2023 400 FRUITVALE 2021 TXCDBG | 722048WATER | | | | |
| 2023 401 BENWHEELERMSC | 7134891131115 | | | | |
| 2023 402 LITTLEHOPEMOOREMSC | 7130260813 | | | | |
| 2023 540 PRETRIAL SUPERVISION | FIN CLEAR | 6.67 | TDOA | 111,911.83 | 111,918.50 |
| 2023 541 COMMUNITY SUP & CORRECTIONS | FIN CLEAR | 9,115.45 | TDOA | 206,942.21 | 216,057.66 |
| 2023 542 ADULT PROBATION CIVIL | FIN CLEAR | 6,202.38 | TDOA | 57,044.33 | |

| FUND NAME | CHECKING ACCOUNT | CHECKING AMOUNT | TDOA ACCOUNT | TDOA AMOUNT | FUND TOTAL |
|--|------------------|-----------------|--------------|-------------|------------|
| 2023 543 HIGH RISK SUBSTANCE ABUSE -CIN CLEAR | | 2,549.62- | TDOA MBIA | 317,199.57 | 380,446.28 |
| 2023 544 HIGH RISK SEX OFFENDER -CCP FIN CLEAR | | 14,280.62 | TDOA | | 2,549.62- |
| 2023 545 GRANT C COMMIT REDUCTION PROFIN CLEAR | | | TDOA MBIA | 399,000.00 | 14,280.62 |
| 2023 546 JUVENILE PROBATION FUND | FIN CLEAR | 22,430.45 | TDOA MBIA | 120,000.00 | 541,430.45 |
| 2023 547 VZCJPD STATE AID - GRANT A | FIN CLEAR | 44,510.85 | TDOA MBIA | | 44,510.85 |
| 2023 549 VZCJPD - GRANT N | FIN CLEAR | 4,479.81 | TDOA MBIA | | 4,479.81 |
| 2023 550 D A SUPPLEMENTAL FUND | FIN CLEAR | 1,484.19- | TDOA MBIA | | 1,484.19- |
| 2023 551 JUVCD GRANT - DSA COMMUNITYFIN CLEAR | | 42,448.70 | TDOA | | 42,448.70 |
| 2023 552 ETCOG RESIDENTIAL | FIN CLEAR | 811.00- | | | 811.00- |
| 2023 555 JUVENILE PROBATION INTEREST FIN CLEAR | | 124.88 | TDOA MBIA | 30,086.63 | 32,482.16 |
| 2023 556 JUVCD GRANT - DSA RESIDENTIFIN CLEAR | | 14,845.11 | | 2,270.65 | 14,845.11 |
| 2023 558 JUVCD GRANT - DSA P&I | FIN CLEAR | 8,051.33 | | | 8,051.33 |
| 2023 559 MENTAL IMPAIRMENT CASELOAD | FIN CLEAR | 2,415.17 | TDOA MBIA | | 2,415.17 |
| 2023 565 INDIGENT DEFENSE GRANT | FIN CLEAR | 12,632.10 | TDOA | 16,642.64 | 29,274.74 |
| 2023 567 FIRE MARSHAL | FIN CLEAR | 22,748.80 | TDOA MBIA | 361,143.61 | 495,973.22 |
| 2023 568 TECHNOLOGY RESOURCES | FIN CLEAR | | TDOA | 112,080.81 | |
| 2023 569 HAVA ELECTION GRANT | FIN CLEAR | 304.60 | TDOA | 20,526.04 | 20,830.64 |
| 2023 570 GOLDEN WATER SUPPLY CORP | | | | | |
| 2023 580 D.A. CHECK COLLECTION FUND | FIN CLEAR | 4,724.46 | TDOA MBIA | 2,262.87 | 6,987.33 |
| 2023 591 CONSTABLE #1 TIBOSE FUND | FIN CLEAR | 2,780.68 | TDOA MBIA | .33 | 2,781.01 |
| 2023 592 CONSTABLE #2 TIBOSE FUND | FIN CLEAR | 1,777.78 | MBIA | | 1,777.78 |
| 2023 593 CONSTABLE #3 TIBOSE FUND | FIN CLEAR | 3,439.07 | MBIA | | 3,439.07 |

| FUND NAME | CHECKING ACCOUNT | CHECKING AMOUNT | TDOA ACCOUNT | TDOA AMOUNT | FUND TOTAL |
|--|------------------|-----------------|--------------------|---------------|---------------|
| 2023 594 CONSTABLE #4 TLEOSE FUND | FIN CLEAR | 592.36 | TDOA MBIA | 4,982.64 | 5,575.00 |
| 2023 595 SHERIFF TLEOSE FUND | FIN CLEAR | 882.84 | TDOA MBIA | 14,229.90 | 15,112.74 |
| 2023 596 DA TLEOSE FUND | FIN CLEAR | 3,159.94 | MBIA | | 3,159.94 |
| 2023 600 JUSTICE COURT TECHNOLOGY FUNDFIN CLEAR | | 2,794.38 | TDOA MBIA | 52,848.60 | 55,642.98 |
| 2023 800 CONTRIBUTION RELIEF FUND | FIN CLEAR | | TDOA | 16,082.93 | 16,082.93 |
| 2023 802 VETERAN'S MEMORIAL WALL FUNDFIN CLEAR | | | TDOA | | |
| 2023 803 HISTORICAL COMMISSION | FIN CLEAR | 1,712.68 | TDOA | 10,437.85 | 12,150.53 |
| 2023 804 VAN TORNADO-ASSISTANCE | FIN CLEAR | | | | |
| 2023 805 FEMA - DEC 2015 STORM | FIN CLEAR | | TDOA | | |
| 2023 806 FEMA APRIL 2016 STORM | FIN CLEAR | | | | |
| 2023 807 HAZARD MITIGATION GRANT | FIN CLEAR | | TDOA | | |
| 2023 808 COURTHOUSE PLANNING GRANT | FIN CLEAR | | | | |
| 2023 809 PRETRIAL INTERVENTION PROGRAMFIN CLEAR | | 3,364.07 | TDOA | 37,951.28 | 41,315.35 |
| 2023 810 SHERIFF JUSTICE FORFEITURE FIN CLEAR | | 870.00 | TDOA | 25,856.89 | 26,726.89 |
| 2023 811 SHERIFF TREASURY FORFEITURE FIN CLEAR | | | TDOA | | |
| 2023 812 CONSTABLE PCT #1 FORFEITURE FIN CLEAR | | 500.00 | TDOA | | 500.00 |
| 2023 813 VOICES - JUV CJD GRANT | FIN CLEAR | | | | |
| 2023 814 LOCAL TRUANCY PREVENTION & DETIN CLEAR | | 6,914.89 | TDOA | 16,000.00 | 22,914.89 |
| 2023 815 COVID -19 | FIN CLEAR | | TDOA MBIA TX CLASS | | |
| 2023 816 COUNTY INFRASTRUCTURE FUND GRANTFIN CLEAR | | | TDOA MBIA | | |
| 2023 817 AMERICAN RESCUE PLAN | FIN CLEAR | 9,875.36 | TDOA MBIA TX CLASS | 10,079,643.55 | 10,089,518.91 |
| TOTAL | | 1,861,160.79 | | 30,799,416.25 | 32,660,577.04 |

CHECK ACCOUNT

CHECK

| | |
|------------------------------|--------------|
| ACCOUNT BALANCE - FIN CLEAR | 1,464,688.02 |
| ACCOUNT BALANCE - CTY JURY | 3,423.00 |
| ACCOUNT BALANCE - ESCROW #5 | 2,971.14 |
| ACCOUNT BALANCE - ESCROW #7 | 2,001.33 |
| ACCOUNT BALANCE - ESCROW #9 | 1,052.63 |
| ACCOUNT BALANCE - ESCROW #11 | 5,593.34 |
| ACCOUNT BALANCE - ESCROW #14 | 27,366.93 |
| ACCOUNT BALANCE - ESCROW #15 | 85,040.29 |
| ACCOUNT BALANCE - ESCROW #17 | 6,486.64 |
| ACCOUNT BALANCE - DEBT CL | 68,497.65 |
| ACCOUNT BALANCE - PAYCLEAR | 194,039.82 |

TOTAL 1,861,160.79

TDOA ACCOUNT

TDOA

| | |
|----------------------------|---------------|
| ACCOUNT BALANCE - TDOA | 10,234,491.04 |
| ACCOUNT BALANCE - MBTA | 10,485,281.66 |
| ACCOUNT BALANCE - TX CLASS | 10,079,643.55 |

TOTAL 30,799,416.25

| FUND NAME | ***** MONTH TO DATE ***** REVENUES | ***** YEAR TO DATE ***** REVENUES | ***** MONTH TO DATE ***** EXPENSES | ***** YEAR TO DATE ***** EXPENSES |
|-------------------------------------|---------------------------------------|--------------------------------------|---------------------------------------|--------------------------------------|
| 2023 GENERAL FUND | 3,820,509.64 | 5,182,125.92 | 1,723,371.39 | 3,776,389.34 |
| 2023 RESERVE FUNDS | .00 | .00 | .00 | .00 |
| 2023 SHERIFF CHAPTER 59 FORFEITURE | 191.06 | 12,211.58 | 500.00 | 7,465.96 |
| 2023 DA FORFEITURE FUND | .00 | .00 | .00 | .00 |
| 2023 BUILDING SECURITY FUND | 7,001.57 | 17,564.45 | 6,377.74 | 16,148.29 |
| 2023 JUSTICE COURT BLDG SECURITY | 229.06 | 473.80 | 134.00 | 382.00 |
| 2023 DA FORFEITURE FUND | .00 | .00 | .00 | .00 |
| 2023 ROAD & BRIDGE - PCT. 1 | 582,466.63 | 812,744.31 | 197,990.85 | 444,970.05 |
| 2023 ROAD & BRIDGE - PCT. 2 | 729,698.39 | 994,787.28 | 205,013.74 | 569,220.46 |
| 2023 ROAD & BRIDGE - PCT. 3 | 647,045.81 | 903,941.81 | 123,753.88 | 515,453.44 |
| 2023 ROAD & BRIDGE - PCT. 4 | 560,850.17 | 765,070.35 | 48,254.05 | 148,994.67 |
| 2023 ROAD & BRIDGE - GEN | 5,324.08 | 15,967.44 | 4,439.23 | 12,329.49 |
| 2023 VICTIM COORDINATOR GRANT | 4,093.76 | 4,093.76 | 4,941.82 | 15,466.55 |
| 2023 DA FORFEITURE FUND II | 250.95 | 11,075.67 | 919.98 | 11,979.60 |
| 2023 CONSTABLE PCT #4 SEIZURE | 12.98 | 34.33 | .00 | .00 |
| 2023 COUNTY LAW LIBRARY FUND | 3,136.11 | 6,486.59 | 2,229.82 | 6,689.46 |
| 2023 COUNTY FREE LIBRARY | 11,574.47 | 35,099.46 | 12,245.10 | 31,568.72 |
| 2023 DIGITIZE RECORDS | .07 | .92 | .00 | .00 |
| 2023 SUPPLEMENTAL GUARDIANSHIP | 752.02 | 1,369.26 | .00 | .00 |
| 2023 COUNTY CHILD ABUSE PREVENTION | 29.31 | 85.92 | .00 | .00 |
| 2023 COURT RELATED PROGRAMS | 585.90 | 1,184.72 | .00 | .00 |
| 2023 COUNTY & DISTRICT TECH FUND | 137.82 | 292.64 | .00 | .00 |
| 2023 CAPITALCREDITSECONOMICDEVELOP | 1,411.82 | 3,433.06 | .00 | .00 |
| 2023 DISTRICT CLERK TECHNOLOGY FUND | .00 | .00 | .00 | .00 |
| 2023 CHAPTER 19 | .00 | .00 | .00 | .00 |
| 2023 COUNTY RECORDS FUND | .00 | .01 | .00 | .00 |

| FUND NAME | ***** MONTH TO DATE ***** REVENUES | ***** YEAR TO DATE ***** EXPENSES | ***** MONTH TO DATE ***** REVENUES | ***** YEAR TO DATE ***** EXPENSES |
|--------------------------------------|---------------------------------------|--------------------------------------|---------------------------------------|--------------------------------------|
| 2023 COUNTY CLERK RECORDS FUND | 22,825.15 | 27,208.35 | 51,268.62 | 32,583.35 |
| 2023 DISTRICT CLERK RECORDS FUND | 2,684.92 | .00 | 5,750.16 | .00 |
| 2023 COUNTY CLERK ARCHIVE | .02 | .00 | .11 | .00 |
| 2023 PERMANENT IMPROVEMENT FUND | .00 | .00 | .00 | .00 |
| 2023 RIGHT-OF-WAY FUND | .00 | .00 | .00 | .00 |
| 2023 TAX ANTICIPATION NOTES | .00 | .00 | .00 | .00 |
| 2023 DEBT SERVICE FUND | 2,770.04 | .00 | 8,280.00 | .00 |
| 2023 VZC INDIGENT HEALTH PROGRAM | 9,166.50 | 25,018.31 | 27,499.50 | 43,399.83 |
| 2023 SOIL CONSERVATION DIST FUND | 111.66 | .00 | 295.36 | .00 |
| 2023 APPELLATE JUSTICE SYSTEM FUND | 410.00 | .00 | 825.00 | 885.00 |
| 2023 PAYROLL CLEARING ACCOUNT. | .00 | .00 | .00 | .00 |
| 2023 GEN FIXED ASSETS ACCOUNT GRP | .00 | .00 | .00 | .00 |
| 2023 LONG TERM DEBT GROUP | .00 | .00 | .00 | .00 |
| 2023 VAN ZANDT COUNTY JAIL | 236,229.71 | 179,832.53 | 706,446.02 | 527,821.66 |
| 2023 VAN ZANDT COUNTY SHERIFF DEPT | 281,182.00 | 199,808.43 | 889,217.44 | 523,563.96 |
| 2023 STATEWIDE EMERGENCY RADIO INFRA | 518,071.66 | .00 | .00 | .00 |
| 2023 SOLID WASTE GRANT | .00 | .00 | .00 | .00 |
| 2023 2020 HAVA CARES ACT | 50.28 | .00 | 133.03 | .00 |
| 2023 FRUITVALE 2021 TXCDBG 7220480 | .00 | .00 | .00 | .00 |
| 2023 BENWHEELERWSC 71348911131115 | .00 | .00 | .00 | .00 |
| 2023 LITTLEHOPEMOOREWSC713026081315 | .00 | .00 | .00 | .00 |
| 2023 PRETRIAL SUPERVISION | 3,118.56 | 3,886.07 | 11,204.85 | 14,163.24 |
| 2023 COMMUNITY SUP & CORRECTIONS | 16,411.39 | 44,908.51 | 192,845.30 | 162,329.59 |
| 2023 ADULT PROBATION CIVIL | 5,248.59 | 756.28 | 13,099.00 | 4,142.43 |
| 2023 HIGH RISK SUBSTANCE ABUSE -CCP | .00 | 4,070.29 | 12,402.00 | 15,608.92 |
| 2023 HIGH RISK SEX OFFENDER -CCP | .00 | 4,886.52 | 32,098.00 | 18,740.50 |

| FUND NAME | ***** MONTH TO DATE ***** REVENUES | ***** YEAR TO DATE ***** EXPENSES | ***** MONTH TO DATE ***** REVENUES | ***** YEAR TO DATE ***** EXPENSES |
|--------------------------------------|---------------------------------------|--------------------------------------|---------------------------------------|--------------------------------------|
| 2023 GRANT C COMMIT REDUCTION PROG | .00 | .00 | .00 | .00 |
| 2023 JUVENILE PROBATION FUND | 67,618.11 | 59,754.82 | 147,166.55 | 187,884.59 |
| 2023 VZCJPD STATE AID - GRANT A | .00 | 28,749.96 | 157,542.00 | 116,117.85 |
| 2023 VZCJPD - GRANT N | .00 | .00 | .00 | .00 |
| 2023 D A SUPPLEMENTAL FUND | .00 | 1,737.86 | .00 | 5,194.02 |
| 2023 JUVICJD GRANT - DSA COMMUNITY | .00 | 5,216.57 | 59,329.00 | 17,148.53 |
| 2023 ETCOG RESIDENTIAL | .00 | .00 | .00 | .00 |
| 2023 JUVENILE PROBATION INTEREST | 1,852.41 | .00 | 5,882.50 | .00 |
| 2023 JUVICJD GRANT - DSA RESIDENTIAL | .00 | 5,996.98 | 32,967.45 | 18,789.78 |
| 2023 JUVICJD GRANT - DSA P&I | .00 | 11,591.47 | 25,381.73 | 38,275.02 |
| 2023 MENTAL IMPAIRMENT CASELOAD | .00 | 4,019.76 | 17,236.00 | 15,418.51 |
| 2023 INDIGENT DEFENSE GRANT | 10,753.00 | 4,487.80 | .00 | 12,430.41 |
| 2023 FIRE MARSHAL | 25,542.78 | 15,648.12 | 52,635.68 | 37,484.12 |
| 2023 TECHNOLOGY RESOURCES | .00 | .00 | .00 | .00 |
| 2023 HAVA ELECTION GRANT | 67.59 | .00 | 178.79 | .00 |
| 2023 GOLDEN WATER SUPPLY CORP | .00 | .00 | .00 | .00 |
| 2023 D.A. CHECK COLLECTION FUND | 82.43 | 246.63 | 326.35 | 673.27 |
| 2023 CONSTABLE #1 TIEOSE FUND | .00 | 125.00 | .00 | 125.00 |
| 2023 CONSTABLE #2 TIEOSE FUND | .00 | .00 | .00 | .00 |
| 2023 CONSTABLE #3 TIEOSE FUND | .00 | .00 | .00 | .00 |
| 2023 CONSTABLE #4 TIEOSE FUND | 16.39 | .00 | 43.35 | .00 |
| 2023 SHERIFF TIEOSE FUND | 46.84 | .00 | 123.91 | .00 |
| 2023 DA TIEOSE FUND | .00 | .00 | .00 | .00 |
| 2023 JUSTICE COURT TECHNOLOGY FUND | 660.76 | .00 | 1,456.76 | 293.21 |
| 2023 CONTRIBUTION RELIEF FUND | .00 | .00 | .00 | .00 |
| 2023 VETERAN'S MEMORIAL WALL FUND | .00 | .00 | .00 | .00 |

| FUND NAME | ***** MONTH TO DATE ***** REVENUES | ***** MONTH TO DATE ***** EXPENSES | ***** YEAR TO DATE ***** REVENUES | ***** YEAR TO DATE ***** EXPENSES |
|---------------------------------------|---------------------------------------|---------------------------------------|--------------------------------------|--------------------------------------|
| 2023 HISTORICAL COMMISSION | 784.36 | 74.00 | 2,410.91 | 315.16 |
| 2023 VAN TORNADO-ASSISTANCE | .00 | .00 | .00 | .00 |
| 2023 FEMA - DEC 2015 STORM | .00 | .00 | .00 | .00 |
| 2023 FEMA APRIL 2016 STORM | .00 | .00 | .00 | .00 |
| 2023 HAZARD MITIGATION GRANT | .00 | .00 | .00 | .00 |
| 2023 COURTHOUSE PLANNING GRANT | .00 | .00 | .00 | .00 |
| 2023 PRETRIAL INTERVENTION PROGRAM | 2,624.97 | 1,663.20 | 5,230.61 | 4,245.01 |
| 2023 SHERIFF JUSTICE FORFEITURE FUN | 85.13 | .00 | 225.22 | .00 |
| 2023 SHERIFF TREASURY FORFEITURE FU | .00 | .00 | .00 | .00 |
| 2023 CONSTABLE PCT #1 FORFEITURE FU | .00 | .00 | .00 | .00 |
| 2023 VOICES - JUV CJD GRANT | .00 | .00 | .00 | .00 |
| 2023 LOCAL TRUANCY PREVENTION & DIV | 732.74 | .00 | 1,483.40 | .00 |
| 2023 COVID -19 | .00 | .00 | .00 | .00 |
| 2023 COUNTY INFRASTRUCTURE FUND GRANT | .00 | .00 | .00 | .00 |
| 2023 AMERICAN RESCUE PLAN | 36,884.63 | 75,697.50 | 96,060.28 | 88,692.50 |
| TOTAL | 7,621,334.24 | 3,035,556.56 | 11,325,088.16 | 7,443,383.49 |

| ACCOUNT NAME | BEGINNING CASH BALANCE | CASH RECEIPTS | CASH DISBURSEMENTS | ENDING CASH BALANCE |
|--|------------------------|---------------|--------------------|---------------------|
| 2023 010 GENERAL FUND | | | | |
| COINS | 1.00 | | | 1.00 |
| CASH | 441,386.97 | 4,745,429.73 | 4,429,740.98 | 757,075.72 |
| RETURNED CHECK FEES | .00 | .00 | .00 | .00 |
| AMERICAN NATIONAL CASH | .00 | .00 | .00 | .00 |
| VZC JURY CASH CLEARING | 3,423.00 | .00 | .00 | 3,423.00 |
| VZC CHECKING DEBT SERVICE | .00 | .00 | .00 | .00 |
| VZC CASH COLLECTION-PCT. 1 | .00 | .00 | .00 | .00 |
| PETTY CASH-CITY CLERK | 100.00 | .00 | .00 | 100.00 |
| PETTY CASH-DIST CLERK | 500.00 | .00 | .00 | 500.00 |
| PETTY CASH-DIST CLERK | 400.00 | .00 | .00 | 400.00 |
| COUNTY COURT JURY CASH | .00 | .00 | .00 | .00 |
| DISTRICT COURT JURY CASH | .00 | .00 | .00 | .00 |
| PETTY CASH-JP #1 | 200.00 | .00 | .00 | 200.00 |
| PETTY CASH-JP #2 | 200.00 | .00 | .00 | 200.00 |
| PETTY CASH-JP #4 | 200.00 | .00 | .00 | 200.00 |
| PETTY CASH-SHERIFF | 200.00 | .00 | .00 | 200.00 |
| PETTY CASH-TAX COLLECTOR | 3,300.00 | .00 | .00 | 3,300.00 |
| PETTY CASH-TAX COLL (BOAT) | .00 | .00 | .00 | .00 |
| PETTY CASH-TAX COLL (BOAT) | .00 | .00 | .00 | .00 |
| PETTY CASH-TAX (BOAT CK ACCT) | 638,660.11 | 2,676,326.44 | 800,000.00 | 2,514,986.55 |
| PETTY CASH-TAX (BOAT CK ACCT) | 2.70 | .00 | .00 | 2.70 |
| TIME DEPOSIT ON ACCOUNT | 7,466,192.26 | 25,207.36 | 140,000.00 | 7,351,399.62 |
| MBIA MUNICIPAL INVESTORS SERV | 8,554,566.04 | 7,448,663.53 | 5,369,740.98 | 10,633,488.59 |
| FUND TOTALS | | | | |
| 2023 012 RESERVE FUNDS | | | | |
| CASH | .00 | .00 | .00 | .00 |
| TIME DEPOSIT ON ACCOUNT | .00 | .00 | .00 | .00 |
| MBIA MUNICIPAL INVESTORS SERV | .00 | .00 | .00 | .00 |
| FUND TOTALS | .00 | .00 | .00 | .00 |
| 2023 015 SHERIFF CHAPTER 59 FORFEITURE | | | | |
| CASH | 24,158.63 | 4,000.00 | 26,465.96 | 1,692.67 |
| AMERICAN NATIONAL CASH | .00 | .00 | .00 | .00 |
| CASH-OTHER | 42,869.22 | 19,191.06 | 4,000.00 | 58,060.28 |
| TIME DEPOSIT ON ACCOUNT | .00 | .00 | .00 | .00 |
| MBIA MUNICIPAL INVESTORS SERV | .00 | .00 | .00 | .00 |
| FUND TOTALS | 67,027.85 | 23,191.06 | 30,465.96 | 59,752.95 |
| 2023 016 DA FORFEITURE FUND | | | | |
| CASH | .00 | .00 | .00 | .00 |
| D. A. ESCROW/BART ROGERS | .00 | .00 | .00 | .00 |
| D. A. ESCROW | .00 | .00 | .00 | .00 |
| D. A. ESCROW/CALE | .00 | .00 | .00 | .00 |
| D. A. ESCROW/JERNIGAN | .00 | .00 | .00 | .00 |
| D. A. ESCROW-ROLLINS | 2,971.02 | .00 | .00 | 2,971.02 |
| D. A. ESCROW/#6 JERNIGAN #2 | .00 | .12 | .00 | .12 |
| D. A. ESCROW/KORROSEC | 2,001.25 | .08 | .00 | 2,001.33 |
| D. A. ESCROW/ | .00 | .00 | .00 | .00 |
| D. A. ESCROW/#9 NORRIS | 1,052.58 | .05 | .00 | 1,052.63 |
| D. A. ESCROW/ | .00 | .00 | .00 | .00 |
| D. A. ESCROW/#11 DAWSON | 5,593.10 | .24 | .00 | 5,593.34 |
| D. A. ESCROW/ASHFRD, BRCHR, ALEX | .00 | .00 | .00 | .00 |
| D. A. ESCROW/ | .00 | .00 | .00 | .00 |
| D. A. ESCROW/ | 27,365.77 | 1.16 | .00 | 27,366.93 |
| D. A. ESCROW/ | 85,033.07 | 7.22 | .00 | 85,040.29 |
| D. A. ESCROW/ | .00 | .00 | .00 | .00 |
| D. A. ESCROW/K.TURNER | 6,486.36 | .28 | .00 | 6,486.64 |

| ACCOUNT NAME | BEGINNING CASH BALANCE | CASH RECEIPTS | CASH DISBURSEMENTS | ENDING CASH BALANCE |
|-----------------------------------|------------------------|---------------|--------------------|---------------------|
| 2023 021 ROAD & BRIDGE - PCT. 1 | | | | |
| CASH | 52,434.29 | 579,896.01 | 570,738.95 | 61,591.35 |
| TIME DEPOSIT ON ACCOUNT | 1,118.88 | 455,604.92 | .00 | 456,723.80 |
| MBIA MUNICIPAL INVESTORS | 585,696.00 | 2,151.86 | .00 | 588,047.86 |
| FUND TOTALS | 639,449.17 | 1,037,652.79 | 570,738.95 | 1,106,363.01 |
| 2023 022 ROAD & BRIDGE - PCT. 2 | | | | |
| CASH | 57,286.97 | 725,733.62 | 684,548.02 | 98,472.57 |
| TIME DEPOSIT ON ACCOUNT | 289,460.46 | 426,496.30 | .00 | 715,956.76 |
| MBIA MUNICIPAL INVESTORS | 753,784.74 | 2,768.47 | .00 | 756,553.21 |
| FUND TOTALS | 1,100,532.17 | 1,154,998.39 | 684,548.02 | 1,570,982.54 |
| 2023 023 ROAD & BRIDGE - PCT. 3 | | | | |
| CASH | 30,622.32 | 657,067.31 | 588,352.55 | 99,337.08 |
| TIME DEPOSIT ON ACCOUNT | 59,311.39 | 464,773.91 | .00 | 524,085.30 |
| MBIA MUNICIPAL INVESTORS | 424,637.18 | 1,559.59 | .00 | 426,196.77 |
| FUND TOTALS | 514,570.89 | 1,123,400.81 | 588,352.55 | 1,049,619.15 |
| 2023 024 ROAD & BRIDGE - PCT. 4 | | | | |
| CASH | 111,331.46 | 557,786.17 | 600,359.30 | 68,758.33 |
| TIME DEPOSIT ON ACCOUNT | 25,333.81 | 553,931.10 | .00 | 579,264.91 |
| MBIA MUNICIPAL INVESTORS | 580,734.64 | 2,132.90 | .00 | 582,867.54 |
| FUND TOTALS | 717,399.91 | 1,113,850.17 | 600,359.30 | 1,230,890.78 |
| 2023 026 ROAD & BRIDGE - GEN | | | | |
| CASH | 6,072.21 | 5,310.64 | 4,397.11 | 6,985.74 |
| TIME DEPOSIT ON ACCOUNT | 4,068.66 | 13.44 | .00 | 4,082.10 |
| MBIA MUNICIPAL INVESTORS | .00 | .00 | .00 | .00 |
| FUND TOTALS | 10,140.87 | 5,324.08 | 4,397.11 | 11,067.84 |
| 2023 035 VICTIM COORDINATOR GRANT | | | | |
| CASH | 10,936.60 | 4,093.76 | 4,895.21 | 11,738.05 |
| TIME DEPOSIT ON ACCOUNT | .00 | .00 | .00 | .00 |
| MBIA MUNICIPAL INVESTORS | .00 | 4,093.76 | .00 | 4,093.76 |
| FUND TOTALS | 10,936.60 | 4,093.76 | 4,895.21 | 11,738.05 |
| 2023 036 DA FORFEITURE FUND II | | | | |
| CASH | 9,873.55 | .00 | 907.98 | 8,965.57 |
| TIME DEPOSIT ON ACCOUNT | 78,224.74 | 258.45 | .00 | 78,483.19 |
| MBIA MUNICIPAL INVESTORS | .00 | .00 | .00 | .00 |
| FUND TOTALS | 88,098.29 | 258.45 | 907.98 | 87,448.76 |
| 2023 037 CONSTABLE PCT #4 SEIZURE | | | | |
| CASH | 819.89 | .00 | .00 | 819.89 |
| TIME DEPOSIT ON ACCOUNT | 3,933.42 | 12.98 | .00 | 3,946.40 |
| MBIA MUNICIPAL INVESTORS | .00 | .00 | .00 | .00 |
| FUND TOTALS | 4,753.31 | 12.98 | .00 | 4,766.29 |
| 2023 040 COUNTY LAW LIBRARY FUND | | | | |
| CASH | 10,299.05 | 2,870.00 | 10,229.82 | 2,939.23 |

| ACCOUNT NAME | BEGINNING CASH BALANCE | CASH RECEIPTS | CASH DISBURSEMENTS | ENDING CASH BALANCE |
|---|------------------------|---------------|--------------------|---------------------|
| 2023 042 COUNTY FREE LIBRARY | | | | |
| CASH | 41,463.87 | 11,574.47 | 12,208.28 | 40,830.06 |
| TIME DEPOSIT ON ACCOUNT | .00 | .00 | .00 | .00 |
| MBIA MUNICIPAL INVESTORS SERV | .00 | .00 | .00 | .00 |
| FUND TOTALS | 41,463.87 | 11,574.47 | 12,208.28 | 40,830.06 |
| 2023 047 DIGITIZE RECORDS | | | | |
| CASH | .85 | .00 | .00 | .85 |
| TIME DEPOSIT ON ACCOUNT | .85 | .07 | .00 | .92 |
| MBIA | .00 | .00 | .00 | .00 |
| FUND TOTALS | .85 | .07 | .00 | .92 |
| 2023 048 SUPPLEMENTAL GUARDIANSHIP | | | | |
| CASH | 5,208.22 | 620.00 | .00 | 5,828.22 |
| TEXPOOL | 39,962.65 | 132.02 | .00 | 40,094.67 |
| FUND TOTALS | 45,170.87 | 752.02 | .00 | 45,922.89 |
| 2023 049 COUNTY CHILD ABUSE PREVENTION | | | | |
| CASH | 3,179.51 | 1.62 | .00 | 3,181.13 |
| TIME DEPOSIT ON ACCOUNT | 8,390.19 | 27.69 | .00 | 8,417.88 |
| FUND TOTALS | 11,569.70 | 29.31 | .00 | 11,599.01 |
| 2023 050 COURT RELATED PROGRAMS | | | | |
| CASH | 3,631.38 | 539.11 | .00 | 4,170.49 |
| TIME DEPOSIT ON ACCOUNT | 14,164.14 | 46.79 | .00 | 14,210.93 |
| MBIA MUNICIPAL INVESTORS SERV | .00 | .00 | .00 | .00 |
| FUND TOTALS | 17,795.52 | 585.90 | .00 | 18,381.42 |
| 2023 052 COUNTY & DISTRICT TECH FUND | | | | |
| CASH | 1,123.98 | 116.13 | .00 | 1,240.11 |
| TIME DEPOSIT ON ACCOUNT | 6,571.49 | 21.69 | .00 | 6,593.18 |
| MBIA | .00 | .00 | .00 | .00 |
| FUND TOTALS | 7,695.47 | 137.82 | .00 | 7,833.29 |
| 2023 053 CAPITALCREDITSECONOMICDEVELOP | | | | |
| CASH | 821.18 | .00 | .00 | 821.18 |
| TIME DEPOSIT ON ACCOUNT | 345,651.98 | 811.59 | 140,000.00 | 206,463.57 |
| MBIA | 23,428.62 | 140,600.23 | .00 | 164,028.85 |
| FUND TOTALS | 369,901.78 | 141,411.82 | 140,000.00 | 371,313.60 |
| 2023 054 DISTRICT CLERK TECHNOLOGY FUND | | | | |
| CASH | .00 | .00 | .00 | .00 |
| TIME DEPOSIT ON ACCOUNT | .00 | .00 | .00 | .00 |
| MBIA MUNICIPAL INVESTORS SERV | .00 | .00 | .00 | .00 |
| FUND TOTALS | .00 | .00 | .00 | .00 |
| 2023 055 CHAPTER 19 | | | | |
| TIME DEPOSIT ON ACCOUNT | .00 | .00 | .00 | .00 |
| MBIA | .00 | .00 | .00 | .00 |
| FUND TOTALS | .00 | .00 | .00 | .00 |
| 2023 056 COUNTY RECORDS FUND | | | | |
| CASH | .00 | .00 | .00 | .00 |

| ACCOUNT NAME | BEGINNING CASH BALANCE | CASH RECEIPTS | CASH DISBURSEMENTS | ENDING CASH BALANCE |
|--|------------------------|---------------|--------------------|---------------------|
| 2023 057 COUNTY CLERK RECORDS FUND | 17,999.47 | 44,442.43 | 36,646.05- | 25,795.85 |
| CASH | 1,029,418.40 | 20,382.72 | 25,000.00- | 1,024,801.12 |
| TIME DEPOSIT ON ACCOUNT | 0.00 | 0.00 | 0.00 | 0.00 |
| MBIA MUNICIPAL INVESTORS SERV | 0.00 | 0.00 | 0.00 | 0.00 |
| FUND TOTALS | 1,047,417.87 | 64,825.15 | 61,646.05- | 1,050,596.97 |
| 2023 058 DISTRICT CLERK RECORDS FUND | 8,036.38 | 2,019.56 | 0.00 | 10,055.94 |
| CASH | 201,376.80 | 665.36 | 0.00 | 202,042.16 |
| TIME DEPOSIT ON ACCOUNT | 209,413.18 | 2,684.92 | 0.00 | 212,098.10 |
| FUND TOTALS | 209,413.18 | 2,684.92 | 0.00 | 212,098.10 |
| 2023 059 COUNTY CLERK ARCHIVE | 0.00 | 0.00 | 0.00 | 0.00 |
| CASH | 0.00 | 0.02 | 0.00 | 0.11 |
| TIME DEPOSIT ON ACCOUNT | 0.09 | 0.02 | 0.00 | 0.11 |
| FUND TOTALS | 0.09 | 0.02 | 0.00 | 0.11 |
| 2023 070 PERMANENT IMPROVEMENT FUND | 0.00 | 0.00 | 0.00 | 0.00 |
| CASH | 0.00 | 0.00 | 0.00 | 0.00 |
| TIME DEPOSIT ON ACCOUNT | 0.00 | 0.00 | 0.00 | 0.00 |
| MBIA MUNICIPAL INVESTORS SERV | 0.00 | 0.00 | 0.00 | 0.00 |
| FUND TOTALS | 0.00 | 0.00 | 0.00 | 0.00 |
| 2023 075 RIGHT-OF-WAY FUND | 0.00 | 0.00 | 0.00 | 0.00 |
| CASH | 0.00 | 0.00 | 0.00 | 0.00 |
| TIME DEPOSIT ON ACCOUNT | 0.00 | 0.00 | 0.00 | 0.00 |
| MBIA MUNICIPAL INVESTORS SERV | 0.00 | 0.00 | 0.00 | 0.00 |
| FUND TOTALS | 0.00 | 0.00 | 0.00 | 0.00 |
| 2023 084 TAX ANTICIPATION NOTES | 0.00 | 0.00 | 0.00 | 0.00 |
| CASH | 0.00 | 0.00 | 0.00 | 0.00 |
| TIME DEPOSIT ON ACCOUNT | 0.00 | 0.00 | 0.00 | 0.00 |
| MBIA | 0.00 | 0.00 | 0.00 | 0.00 |
| FUND TOTALS | 0.00 | 0.00 | 0.00 | 0.00 |
| 2023 085 DEBT SERVICE FUND | 65,957.92 | 2,539.73 | 0.00 | 68,497.65 |
| CASH | 62,706.47 | 230.31 | 0.00 | 62,936.78 |
| TIME DEPOSIT ON ACCOUNT | 128,664.39 | 2,770.04 | 0.00 | 131,434.43 |
| MBIA MUNICIPAL INVESTORS SERV | 0.00 | 0.00 | 0.00 | 0.00 |
| FUND TOTALS | 128,664.39 | 2,770.04 | 0.00 | 131,434.43 |
| 2023 087 VZC INDIGENT HEALTH PROGRAM | 722.48 | 36,166.50 | 27,066.77- | 9,822.21 |
| CASH | 154,192.06 | 0.00 | 27,000.00- | 127,192.06 |
| TIME DEPOSIT ON ACCOUNT | 0.00 | 0.00 | 0.00 | 0.00 |
| MBIA MUNICIPAL INVESTORS SERV | 0.00 | 0.00 | 0.00 | 0.00 |
| FUND TOTALS | 154,192.06 | 36,166.50 | 54,066.77- | 137,014.27 |
| 2023 088 SOIL CONSERVATION DIST FUND | 6,334.03 | 0.00 | 0.00 | 6,334.03 |
| CASH | 33,793.73 | 111.66 | 0.00 | 33,905.45 |
| TIME DEPOSIT ON ACCOUNT | 0.00 | 0.00 | 0.00 | 0.00 |
| MBIA MUNICIPAL INVESTORS SERV | 0.00 | 0.00 | 0.00 | 0.00 |
| FUND TOTALS | 40,127.82 | 111.66 | 0.00 | 40,239.48 |
| 2023 090 APPELLATE JUSTICE SYSTEM FUND | 835.35 | 410.00 | 415.00- | 830.35 |
| CASH | | | | |

| ACCOUNT NAME | BEGINNING CASH BALANCE | CASH RECEIPTS | CASH DISBURSEMENTS | ENDING CASH BALANCE |
|---|------------------------|---------------|--------------------|---------------------|
| 2023 095 PAYROLL CLEARING ACCOUNT. | | | | |
| CASH | 194,039.82 | .00 | .00 | 194,039.82 |
| MBIA MUNICIPAL INVESTORS SERV | .00 | .00 | .00 | .00 |
| FUND TOTALS | 194,039.82 | .00 | .00 | 194,039.82 |
| 2023 096 GEN FIXED ASSETS ACCOUNT GRP | | | | |
| MBIA MUNICIPAL INVESTORS SERV | .00 | .00 | .00 | .00 |
| FUND TOTALS | .00 | .00 | .00 | .00 |
| 2023 097 LONG TERM DEBT GROUP | | | | |
| MBIA MUNICIPAL INVESTORS SERV | .00 | .00 | .00 | .00 |
| FUND TOTALS | .00 | .00 | .00 | .00 |
| 2023 131 VAN ZANDT COUNTY JAIL | | | | |
| CASH | 12,941.26 | 384,220.54 | 397,347.42- | 185.62- |
| MEDICARE PAYABLE | .00 | .00 | .00 | .00 |
| VOUCHERS PAYABLE | .00 | .00 | .00 | .00 |
| TIME DEPOSIT ON ACCOUNT | 1,000,512.68 | 128,000.00 | 110,000.00- | 1,018,512.68 |
| MBIA MUNICIPAL INVESTORS SERV | .00 | .00 | .00 | .00 |
| FUND TOTALS | 1,013,453.94 | 512,220.54 | 507,347.42- | 1,018,327.06 |
| 2023 132 VAN ZANDT COUNTY SHERIFF DEPT | | | | |
| CASH | 13,388.54 | 371,730.47 | 376,753.60- | 8,365.41 |
| TIME DEPOSIT ON ACCOUNT | 998,500.00 | 187,000.00 | 89,000.00- | 1,096,500.00 |
| MBIA MUNICIPAL INVESTORS SERV | .00 | .00 | .00 | .00 |
| FUND TOTALS | 1,011,888.54 | 558,730.47 | 465,753.60- | 1,104,865.41 |
| 2023 136 STATEWIDE EMERGENCY RADIO INFA | | | | |
| CASH | 518,071.66- | 518,071.66 | .00 | .00 |
| FUND TOTALS | 518,071.66- | 518,071.66 | .00 | .00 |
| 2023 145 SOLID WASTE GRANT | | | | |
| CASH | .00 | .00 | .00 | .00 |
| TIME DEPOSIT ON ACCOUNT | .00 | .00 | .00 | .00 |
| FUND TOTALS | .00 | .00 | .00 | .00 |
| 2023 147 2020 HAVA CARES ACT | | | | |
| CASH | 1,846.74 | 50.28 | .00 | 1,846.74 |
| TDOA | 15,223.01 | .00 | .00 | 15,223.29 |
| MBIA | .00 | .00 | .00 | .00 |
| FUND TOTALS | 17,069.75 | 50.28 | .00 | 17,120.03 |
| 2023 400 FRUITVALE 2021 TXCDBG 7220480 | | | | |
| CASH | .00 | .00 | .00 | .00 |
| WATER GRANT CASH | .00 | .00 | .00 | .00 |
| FUND TOTALS | .00 | .00 | .00 | .00 |
| 2023 401 BENNEFERMSC 71348911131115 | | | | |
| FUND TOTALS | .00 | .00 | .00 | .00 |
| 2023 402 LITTLEHOPEMOOREMSC713026081315 | | | | |
| CASH | .00 | .00 | .00 | .00 |
| WATER GRANT CASH | .00 | .00 | .00 | .00 |

| ACCOUNT NAME FUND TOTALS | BEGINNING CASH BALANCE | CASH RECEIPTS | CASH DISBURSEMENTS | ENDING CASH BALANCE |
|---|---------------------------|------------------|-----------------------|------------------------|
| 2023 540 PRETRIAL SUPERVISION | 1,129.20 | 2,850.00 | 3,972.53- | 6.67 |
| CASH | 111,543.27 | 368.56 | .00 | 111,911.83 |
| TD0A | 112,672.47 | 3,218.56 | 3,972.53- | 111,918.50 |
| FUND TOTALS | | | | |
| 2023 541 COMMUNITY SUP & CORRECTIONS | 46,374.00 | 37,470.29 | 74,728.84- | 9,115.45 |
| CASH | 100.00 | .00 | .00 | 100.00 |
| PETTY CASH | 186,252.82 | 30,689.39 | 10,000.00- | 206,942.21 |
| TIME DEPOSIT ON ACCOUNT | .00 | .00 | .00 | .00 |
| MBIA MUNICIPAL INVESTORS SERV | 232,726.82 | 68,159.68 | 84,728.84- | 216,157.66 |
| FUND TOTALS | | | | |
| 2023 542 ADULT PROBATION CIVIL | 3,091.54 | 3,900.00 | 789.16- | 6,202.38 |
| CASH | 56,856.48 | 187.85 | .00 | 57,044.33 |
| TD0A | 316,038.83 | 1,160.74 | .00 | 317,199.57 |
| MBIA | 375,986.85 | 5,248.59 | 789.16- | 380,446.28 |
| FUND TOTALS | | | | |
| 2023 543 HIGH RISK SUBSTANCE ABUSE -CCP | 1,545.61 | .00 | 4,095.23- | 2,549.62- |
| CASH | .00 | .00 | .00 | .00 |
| TIME DEPOSIT ON ACCOUNT | .00 | .00 | .00 | .00 |
| MBIA MUNICIPAL INVESTORS SERV | 1,545.61 | .00 | 4,095.23- | 2,549.62- |
| FUND TOTALS | | | | |
| 2023 544 HIGH RISK SEX OFFENDER -CCP | 19,146.98 | .00 | 4,866.36- | 14,280.62 |
| CASH | .00 | .00 | .00 | .00 |
| TIME DEPOSIT ON ACCOUNT | .00 | .00 | .00 | .00 |
| MBIA MUNICIPAL INVESTORS SERV | 19,146.98 | .00 | 4,866.36- | 14,280.62 |
| FUND TOTALS | | | | |
| 2023 545 GRANT C COMMIT REDUCTION PROG | .00 | .00 | .00 | .00 |
| CASH | .00 | .00 | .00 | .00 |
| FUND TOTALS | | | | |
| 2023 546 JUVENILE PROBATION FUND | 34,776.55 | 67,618.11 | 79,964.21- | 22,430.45 |
| CASH | 375,000.00 | 24,000.00 | .00 | 399,000.00 |
| TIME DEPOSIT ON ACCOUNT | 120,000.00 | .00 | .00 | 120,000.00 |
| MBIA MUNICIPAL INVESTORS SERV | 529,776.55 | 91,618.11 | 79,964.21- | 541,430.45 |
| FUND TOTALS | | | | |
| 2023 547 VZCJPD STATE AID - GRANT A | 71,815.94 | 747.43 | 28,052.52- | 44,510.85 |
| CASH | .00 | .00 | .00 | .00 |
| TIME DEPOSIT ON ACCOUNT | .00 | .00 | .00 | .00 |
| MBIA MUNICIPAL INVESTORS SERV | 71,815.94 | 747.43 | 28,052.52- | 44,510.85 |
| FUND TOTALS | | | | |
| 2023 549 VZCJPD - GRANT N | 4,479.81 | .00 | .00 | 4,479.81 |
| CASH | .00 | .00 | .00 | .00 |
| TIME DEPOSIT ON ACCOUNT | .00 | .00 | .00 | .00 |
| MBIA MUNICIPAL INVESTORS SERV | 4,479.81 | .00 | .00 | 4,479.81 |
| FUND TOTALS | | | | |
| 2023 550 D A SUPPLEMENTAL FUND | 243.89 | .00 | 1,728.08- | 1,484.19- |
| CASH | .00 | .00 | .00 | .00 |
| TIME DEPOSIT ON ACCOUNT | .00 | .00 | .00 | .00 |
| FUND TOTALS | | | | |

| ACCOUNT NAME | BEGINNING CASH BALANCE | CASH RECEIPTS | CASH DISBURSEMENTS | ENDING CASH BALANCE |
|---|---|---|--|---|
| 2023 551 MBIA MUNICIPAL INVESTORS SERV FUND TOTALS | 243.89 | .00 | 1,728.08 | 1,484.19 |
| 2023 551 JUVICJD GRANT - DSA COMMUNITY JUV CJD GRANT - DSA COMMUNITY TIME DEPOSIT ON ACCOUNT FUND TOTALS | 47,555.30 | .00 | 5,106.60 | 42,448.70 |
| 2023 552 ETCOG RESIDENTIAL CASH FUND TOTALS | 811.00 | .00 | .00 | 811.00 |
| 2023 555 JUVENILE PROBATION INTEREST CASH TIME DEPOSIT ON ACCOUNT MBIA MUNICIPAL INVESTORS SERV FUND TOTALS | 121.77 28,684.76 1,823.22 30,629.75 | 3.11 1,401.87 1,447.43 1,852.41 | .00 .00 .00 .00 | 124.88 30,086.63 2,270.65 32,482.16 |
| 2023 556 JUVICJD GRANT - DSA RESIDENTIAL CASH FUND TOTALS | 20,608.79 | .00 | 5,763.68 | 14,845.11 |
| 2023 558 JUVICJD GRANT - DSA P&I CASH FUND TOTALS | 19,427.52 | .00 | 11,376.19 | 8,051.33 |
| 2023 559 MENTAL IMPAIRMENT CASELOAD CASH TIME DEPOSIT ON ACCOUNT MBIA MUNICIPAL INVESTORS SERV FUND TOTALS | 6,418.31 | .00 | 4,003.14 | 2,415.17 |
| 2023 565 INDIGENT DEFENSE GRANT CASH TIME DEPOSIT ON ACCOUNT FUND TOTALS | 6,322.91 | 10,753.00 | 4,443.81 | 12,632.10 |
| 2023 567 FIRE MARSHAL CASH TDOA MBIA FUND TOTALS | 16,642.64 22,965.55 38,146.26 334,965.97 111,670.67 484,782.90 | .00 10,753.00 23,955.00 26,177.64 410.14 50,342.78 | .00 .00 .00 .00 .00 39,352.46 | 16,642.64 29,274.74 22,748.80 361,143.61 112,080.81 495,973.22 |
| 2023 568 TECHNOLOGY RESOURCES CASH TIME DEPOSIT ON ACCOUNT FUND TOTALS | .00 | .00 | .00 | .00 |
| 2023 569 HAVA ELECTION GRANT CASH TDOA MBIA FUND TOTALS | 304.60 | 67.59 | .00 | 304.60 |
| 2023 570 GOLDEN WATER SUPPLY CORP GOLDEN WATER TDHCA 726216 MBIA MUNICIPAL INVESTORS SERV | .00 | .00 | .00 | .00 |

| ACCOUNT NAME FUND TOTALS | BEGINNING CASH BALANCE | CASH RECEIPTS | CASH DISBURSEMENTS | ENDING CASH BALANCE |
|--|---------------------------|------------------|-----------------------|------------------------|
| 2023 580 D.A. CHECK COLLECTION FUND | | | | |
| CASH | 4,893.32 | 75.00 | 243.86- | 4,724.46 |
| TIME DEPOSIT ON ACCOUNT | 2,255.44 | 7.43 | .00 | 2,262.87 |
| MBIA MUNICIPAL INVESTORS SERV | .00 | .00 | .00 | .00 |
| FUND TOTALS | 7,148.76 | 82.43 | 243.86- | 6,987.33 |
| 2023 591 CONSTABLE #1 TLEOSE FUND | | | | |
| CASH | 2,780.68 | .00 | .00 | 2,780.68 |
| CASH - CITIZENS NATIONAL | .49- | .00 | .00 | .49- |
| TDOA | .33 | .00 | .00 | .33 |
| MBIA MUNICIPAL INVESTORS SERV | .00 | .00 | .00 | .00 |
| FUND TOTALS | 2,780.52 | .00 | .00 | 2,780.52 |
| 2023 592 CONSTABLE #2 TLEOSE FUND | | | | |
| CASH | 1,777.78 | .00 | .00 | 1,777.78 |
| CASH OTHER | .00 | .00 | .00 | .00 |
| MBIA MUNICIPAL INVESTORS SERV | .00 | .00 | .00 | .00 |
| FUND TOTALS | 1,777.78 | .00 | .00 | 1,777.78 |
| 2023 593 CONSTABLE #3 TLEOSE FUND | | | | |
| CASH | 3,439.07 | .00 | .00 | 3,439.07 |
| CASH OTHER - CITY NATIONAL | .00 | .00 | .00 | .00 |
| MBIA MUNICIPAL INVESTORS SERV | .00 | .00 | .00 | .00 |
| FUND TOTALS | 3,439.07 | .00 | .00 | 3,439.07 |
| 2023 594 CONSTABLE #4 TLEOSE FUND | | | | |
| CASH | 592.36 | .00 | .00 | 592.36 |
| TIME DEPOSIT ON ACCOUNT | 4,966.25 | 16.39 | .00 | 4,982.64 |
| MBIA MUNICIPAL INVESTORS SERV | .00 | .00 | .00 | .00 |
| FUND TOTALS | 5,558.61 | 16.39 | .00 | 5,575.00 |
| 2023 595 SHERIFF TLEOSE FUND | | | | |
| CASH | 882.84 | .00 | .00 | 882.84 |
| TDOA | 14,183.06 | 46.84 | .00 | 14,229.90 |
| MBIA MUNICIPAL INVESTORS SESRV | .00 | 46.84 | .00 | .00 |
| FUND TOTALS | 15,065.90 | 93.64 | .00 | 15,159.54 |
| 2023 596 DA TLEOSE FUND | | | | |
| CASH | 3,159.94 | .00 | .00 | 3,159.94 |
| MBIA MUNICIPAL INVESTORS SERV | .00 | .00 | .00 | .00 |
| FUND TOTALS | 3,159.94 | .00 | .00 | 3,159.94 |
| 2023 600 JUSTICE COURT TECHNOLOGY FUND | | | | |
| CASH | 2,133.62 | 660.76 | .00 | 2,794.38 |
| TIME DEPOSIT ON ACCOUNT | 52,848.60 | .00 | .00 | 52,848.60 |
| MBIA MUNICIPAL INVESTORS SERV | .00 | .00 | .00 | .00 |
| FUND TOTALS | 54,982.22 | 660.76 | .00 | 55,642.98 |
| 2023 800 CONTRIBUTION RELIEF FUND | | | | |
| CASH | 16,082.93 | .00 | .00 | 16,082.93 |
| TIME DEPOSIT ON ACCOUNT | .00 | .00 | .00 | .00 |
| FUND TOTALS | 16,082.93 | .00 | .00 | 16,082.93 |
| 2023 802 VETERAN'S MEMORIAL WALL FUND | | | | |
| CASH | .00 | .00 | .00 | .00 |

| ACCOUNT NAME TIME DEPOSIT ON ACCOUNT FUND TOTALS | BEGINNING CASH BALANCE | CASH RECEIPTS | CASH DISBURSEMENTS | ENDING CASH BALANCE |
|--|------------------------------------|--------------------------------|------------------------------|------------------------------------|
| 2023 803 HISTORICAL COMMISSION HISTORICAL COMMISSION CASH TIME DEPOSIT ON ACCOUNT FUND TOTALS | 962.68 10,403.49 11,366.17 | 750.00 34.36 784.36 | .00 .00 .00 | 1,712.68 10,437.85 12,150.53 |
| 2023 804 VAN TORNADO-ASSISTANCE VAN TORNADO-ASSISTANCE-CASH VTASST-TIME DEPOSITON ACCOUNT FUND TOTALS | .00 .00 .00 | .00 .00 .00 | .00 .00 .00 | .00 .00 .00 |
| 2023 805 FEMA - DEC 2015 STORM CASH TIME DEPOSIT ON ACCOUNT FUND TOTALS | .00 .00 .00 | .00 .00 .00 | .00 .00 .00 | .00 .00 .00 |
| 2023 806 FEMA APRIL 2016 STORM CASH TIME DEPOSIT ON ACCOUNT FUND TOTALS | .00 .00 .00 | .00 .00 .00 | .00 .00 .00 | .00 .00 .00 |
| 2023 807 HAZARD MITIGATION GRANT CASH TIME DEPOSIT ON ACCOUNT MBA MUNICIPAL INVESTORS SERV FUND TOTALS | .00 .00 .00 .00 | .00 .00 .00 .00 | .00 .00 .00 .00 | .00 .00 .00 .00 |
| 2023 808 COURTHOUSE PLANNING GRANT CASH WATER GRANT CASH FUND TOTALS | .00 .00 .00 | .00 .00 .00 | .00 .00 .00 | .00 .00 .00 |
| 2023 809 PRETRIAL INTERVENTION PROGRAM CASH TIME DEPOSIT ON ACCOUNT FUND TOTALS | 2,494.23 37,826.31 40,320.54 | 2,500.00 124.97 2,624.97 | 1,630.16 .00 1,630.16- | 3,364.07 37,951.28 41,315.35 |
| 2023 810 SHERIFF JUSTICE FORFEITURE FUN CASH TIME DEPOSIT ON ACCOUNT FUND TOTALS | 870.00 25,771.76 26,641.76 | .00 85.13 85.13 | .00 .00 .00 | 870.00 25,856.89 26,726.89 |
| 2023 811 SHERIFF TREASURY FORFEITURE FU CASH TIME DEPOSIT ON ACCOUNT FUND TOTALS | .00 .00 .00 | .00 .00 .00 | .00 .00 .00 | .00 .00 .00 |
| 2023 812 CONSTABLE PCT #1 FORFEITURE FU CASH TIME DEPOSIT ON ACCOUNT FUND TOTALS | 500.00 .00 500.00 | .00 .00 .00 | .00 .00 .00 | 500.00 .00 500.00 |
| 2023 813 VOICES - JUV CJD GRANT VOICES - CJD JUV GRANT TIME DEPOSIT ON ACCOUNT | .00 .00 .00 | .00 .00 .00 | .00 .00 .00 | .00 .00 .00 |

| ACCOUNT NAME | REGINNING CASH BALANCE | CASH RECEIPTS | CASH DISBURSEMENTS | ENDING CASH BALANCE |
|---|------------------------|---------------|--------------------|---------------------|
| 2023 814 LOCAL TRUANCY PREVENTION & DIV | | | | |
| CASH | 6,182.15 | 732.74 | .00 | 6,914.89 |
| TIME DEPOSIT ON ACCOUNT | 16,000.00 | .00 | .00 | 16,000.00 |
| FUND TOTALS | 22,182.15 | 732.74 | .00 | 22,914.89 |
| 2023 815 COVID -19 | | | | |
| CASH | .00 | .00 | .00 | .00 |
| TIME DEPOSIT ON ACCOUNT | .00 | .00 | .00 | .00 |
| MBIA MUNICIPAL INVESTORS SERV | .00 | .00 | .00 | .00 |
| TEXAS CLASS - ARP | .00 | .00 | .00 | .00 |
| FUND TOTALS | .00 | .00 | .00 | .00 |
| 2023 816 COUNTY INFRASTURE FUND GRANT | | | | |
| CASH | .00 | .00 | .00 | .00 |
| TIME DEPOSIT ON ACCOUNT | .00 | .00 | .00 | .00 |
| MBIA MUNICIPAL INVESTERS SERV | .00 | .00 | .00 | .00 |
| FUND TOTALS | .00 | .00 | .00 | .00 |
| 2023 817 AMERICAN RESCUE PLAN | | | | |
| CASH | 16,377.86 | .00 | 6,502.50 | 9,875.36 |
| TIME DEPOSIT ON ACCOUNT | .00 | .00 | .00 | .00 |
| MBIA MUNICIPAL INVESTORS SERV | 10,042,758.92 | 36,884.63 | .00 | 10,079,643.55 |
| TEXAS CLASS INVESTMENT FUND | 10,059,136.78 | 36,884.63 | 6,502.50 | 10,089,518.91 |
| FUND TOTALS | 28,010,114.03 | 14,059,480.96 | 9,404,014.74 | 32,665,580.25 |

| ACCOUNT NUMBER | ACCOUNT NAME | DATE | AMDMT NUMBER | OLD BUDGET AMOUNT | AMENDED BUDGET AMOUNT | CHANGE | DESCRIPTION | CLK |
|------------------|--------------------|------------|--------------|-------------------|-----------------------|-------------|------------------------------|-----|
| 2023 010-352-400 | GRANT PROCEEDS | 01/18/2023 | 230019 | 1.00 | 8,511.20- | 8,511.20- | INCREASE REV & EXP - BALLIST | MR |
| | TOTAL AMENDMENTS | | | | | | | |
| 2023 010-370-102 | INSURANCE PROCEEDS | 11/10/2022 | 230007 | 38,435.52- | 38,435.52- | | INCREASE REV & EXP | MR |
| | TOTAL AMENDMENTS | 12/21/2022 | 230014 | 38,435.52- | 83,448.41- | 45,012.89- | INCREASE REV&EXP - INS PROC | MR |
| 2023 010-409-495 | MISCELLANEOUS | 11/10/2022 | 230006 | 1,500.00 | 774.00 | 726.00- | LINE ITEM TRANSFER | MR |
| | TOTAL AMENDMENTS | 01/18/2023 | 230020 | 850,000.00 | 682,000.00 | 168,000.00- | CONTRIGENCY TRANS - JAIL LOC | MR |
| 2023 010-410-477 | TENTH ADMIN JUD RE | 11/10/2022 | 230006 | 5,800.00 | 6,526.00 | 726.00 | LINE ITEM TRANSFER | MR |
| | TOTAL AMENDMENTS | 12/07/2022 | 230011 | 3,500.00 | 3,915.00 | 415.00 | LINE ITEM TRANSFER | MR |
| 2023 010-410-495 | MISCELLANEOUS | 12/07/2022 | 230011 | 1,200.00 | 1,785.00 | 415.00- | LINE ITEM TRANSFER | MR |
| | TOTAL AMENDMENTS | | | | | 726.00 | | |
| 2023 010-463-427 | TRAINING | 01/18/2023 | 230018 | 2,500.00 | 2,325.00 | 175.00- | LINE ITEM TRANSFER | MR |
| | TOTAL AMENDMENTS | 01/18/2023 | 230018 | 100.00 | 275.00 | .00 | LINE ITEM TRANSFER | MR |
| 2023 010-510-357 | LANDSCAPE MAINT | 10/12/2022 | 230002 | 2,000.00 | 10,000.00 | 8,000.00 | LINE ITEM TRANSFER | MR |
| | TOTAL AMENDMENTS | 10/12/2022 | 230002 | 100,000.00 | 45,000.00 | 55,000.00- | LINE ITEM TRANSFER | MR |
| 2023 010-510-450 | OTHER REPAIR | 12/07/2022 | 230012 | 45,000.00 | 35,000.00 | 10,000.00- | LINE ITEM TRANSFER | MR |
| | TOTAL AMENDMENTS | 10/12/2022 | 230002 | .00 | 10,000.00 | 10,000.00 | LINE ITEM TRANSFER | MR |
| 2023 010-510-452 | R/M - HEATING / AC | 10/12/2022 | 230002 | .00 | 27,000.00 | 27,000.00 | LINE ITEM TRANSFER | MR |
| | TOTAL AMENDMENTS | 10/12/2022 | 230002 | .00 | 5,000.00 | 5,000.00 | LINE ITEM TRANSFER | MR |
| 2023 010-510-455 | R/M - ELECTRICAL | 12/07/2022 | 230012 | 5,000.00 | 15,000.00 | 10,000.00 | LINE ITEM TRANSFER | MR |
| | TOTAL AMENDMENTS | 10/12/2022 | 230002 | .00 | 5,000.00 | 5,000.00 | LINE ITEM TRANSFER | MR |
| 2023 010-510-460 | OFFICE RENTALS | 11/10/2022 | 230007 | .00 | 4,840.86 | 4,840.86 | INCREASE REV & EXP | MR |
| | TOTAL AMENDMENTS | 10/03/2022 | 230001 | .00 | 531,198.00 | 531,198.00 | COURTHOUSE ROOF EMERGENCY | SH |
| 2023 010-510-550 | IMPROVEMENT TO BLD | 11/10/2022 | 230007 | 531,198.00 | 564,792.66 | 35,594.66 | INCREASE REV & EXP | MR |
| | TOTAL AMENDMENTS | 12/21/2022 | 230014 | 564,792.66 | 609,803.55 | 45,012.89 | INCREASE REV&EXP - INS PROC | MR |
| 2023 010-554-574 | GRANT EQUIPMENT | 01/18/2023 | 230019 | .00 | 8,511.20 | 8,511.20 | INCREASE REV & EXP - BALLIST | MR |
| | TOTAL AMENDMENTS | | | | | | | |
| 2023 010-700-131 | TRANSFER TO COUNTY | 01/18/2023 | 230020 | 2,815,000.00 | 2,983,000.00 | 168,000.00 | CONTRIGENCY TRANS - JAIL LOC | MR |
| | TOTAL AMENDMENTS | | | | | | | |
| 2023 021-370-102 | INSURANCE PROCEEDS | 12/21/2022 | 230015 | .00 | 17,404.95- | 17,404.95- | INCREASE REV&EXP - INS PROC | MR |
| | TOTAL AMENDMENTS | | | | | | | |
| 2023 021-621-451 | REPAIR & MAINT.-MA | 12/21/2022 | 230015 | 60,000.00 | 77,404.95 | 17,404.95 | INCREASE REV&EXP - INS PROC | MR |
| | TOTAL AMENDMENTS | | | | | | | |
| 2023 022-622-335 | ROAD & BRIDGE MATE | 10/12/2022 | 230003 | 1,700,694.00 | 1,650,694.00 | 50,000.00- | LINE ITEM TRANSFER | MR |
| | TOTAL AMENDMENTS | 10/12/2022 | 230003 | 30,000.00 | 80,000.00 | 50,000.00 | LINE ITEM TRANSFER | MR |
| 2023 023-370-100 | ROAD DAMAGE PAYMEN | 11/10/2022 | 230008 | .00 | 21,875.50- | 21,875.50- | INCREASE REV & EXP | MR |
| | TOTAL AMENDMENTS | | | | | | | |
| 2023 023-623-335 | ROAD & BRIDGE MATE | 11/10/2022 | 230008 | 1,178,266.00 | 1,200,141.50 | 21,875.50 | INCREASE REV & EXP | MR |
| | TOTAL AMENDMENTS | | | | | | | |

| ACCOUNT NUMBER | ACCOUNT NAME | DATE | AMDMT NUMBER | OLD BUDGET AMOUNT | AMENDED BUDGET AMOUNT | AMOUNT OF CHANGE | DESCRIPTION | CLK |
|------------------|--------------------------------|------------|------------------|-------------------|-----------------------|------------------|---------------------------------|-----|
| 2023 024-624-335 | ROAD & BRIDGE MATE | 10/12/2022 | 230004 | 1,339,800.00 | 1,336,400.00 | 3,400.00- | LINE ITEM TRANSFER | MK |
| 2023 024-624-571 | EQUIPMENT PURCHASE | 10/12/2022 | 230004 | .00 | 3,400.00 | 3,400.00 | LINE ITEM TRANSFER | MK |
| | EXPENDITURES - PCT.4 | | TOTAL AMENDMENTS | 2 | TOTAL CHANGES | .00 | | |
| 2023 036-476-495 | MISC. EXPENDITURES | 10/26/2022 | 230005 | 40,000.00 | 21,014.54 | 18,985.46- | LINE ITEM TRANSFER | SH |
| 2023 036-476-571 | VEHICLE PURCHASES/ | 10/26/2022 | 230005 | .00 | 18,985.46 | 18,985.46 | LINE ITEM TRANSFER | SH |
| | EXPENDITURES - DA FOREF II | | TOTAL AMENDMENTS | 2 | TOTAL CHANGES | .00 | | |
| 2023 131-390-010 | TRANSFER FROM GENE | 01/18/2023 | 230020 | 2,815,000.00- | 2,983,000.00- | 168,000.00- | CONTINGENCY TRANS - JAIL LOC MK | |
| | EXPENDITURES - VZC JAIL | | TOTAL AMENDMENTS | 1 | TOTAL CHANGES | 168,000.00- | | |
| 2023 131-512-571 | EQUIPMENT | 01/18/2023 | 230020 | 62,218.00 | 230,218.00 | 168,000.00 | CONTINGENCY TRANS - JAIL LOC MK | |
| | EXPENDITURES - VZC JAIL | | TOTAL AMENDMENTS | 1 | TOTAL CHANGES | 168,000.00 | | |
| 2023 132-364-100 | SALE OF PROPERTY | 12/07/2022 | 230013 | .00 | 41,928.40- | 41,928.40- | INCREASE REV & EXP - SO SAL MK | |
| | EXPENDITURES - SHERIFF OFFICE | | TOTAL AMENDMENTS | 1 | TOTAL CHANGES | 41,928.40 | | |
| 2023 132-560-337 | LAW ENFORCEMENT SU | 12/07/2022 | 230013 | 59,126.00 | 101,054.40 | 41,928.40 | INCREASE REV & EXP - SO SAL MK | |
| | EXPENDITURES - JUV LOCAL | | TOTAL AMENDMENTS | 1 | TOTAL CHANGES | 41,928.40 | | |
| 2023 546-582-102 | SALARY EMPLOYEE | 12/29/2022 | 230016 | 94,629.00 | 71,097.00 | 23,532.00- | CORRECT SALARY BUDGET ERROR MK | |
| 2023 546-582-103 | SALARIES - EMPLOYE | 12/29/2022 | 230016 | .00 | 23,532.00 | 23,532.00 | CORRECT SALARY BUDGET ERROR MK | |
| | EXPENDITURES - JUV LOCAL | | TOTAL AMENDMENTS | 2 | TOTAL CHANGES | .00 | | |
| 2023 546-587-103 | SALARIES EMPLOYEES | 11/22/2022 | 230009 | 350,208.00 | 395,342.00 | 45,134.00 | 546 LOCAL SALARY INCREASE MK | |
| | EXPENDITURES DETENTION LOCAL | | TOTAL AMENDMENTS | 1 | TOTAL CHANGES | 45,134.00 | | |
| 2023 817-360-100 | DEPOSITORY INTERES | 01/18/2023 | 230017 | .00 | 16,208.73- | 16,208.73- | INCREASE REV & EXP - DISPAT MK | |
| | EXPENDITURES - AMERICAN RESCUE | | TOTAL AMENDMENTS | 1 | TOTAL CHANGES | 16,208.73 | | |