


Van Zandt County
Monthly Financial & Investment Report
Month Ending November 30, 2022

TO BE RECORDED IN THE DECEMBER 21, 2022 MINUTES

OF THE COMMISSIONERS' COURT

BY VAN ZANDT COUNTY CLERK.


SUBMITTED THIS THE 20th DAY OF DECEMBER 2022




Kenny Edwards, Treasurer

The Van Zandt County Commissioners' Court, having reviewed the Treasurer's Report as presented, having taken reasonable steps to ensure its accuracy, and based upon presentations of the Treasurer's Office, does hereby approve the Report, subject to the independent auditor's review and does further order that it be filed with the official minutes of this meeting. {LGC 114.026(c)}

In addition, the below signatures affirm that the Treasurers' Report complies with statutes as referenced. {LGC 114.026(d)}S



Don Kirkpatrick, Van Zandt County Judge




Chad LaPrade

Commissioner Precinct #1




Keith Pearson

Commissioner Precinct #3



Virgil Melton, Jr.

Commissioner Precinct #2



Tim West

Commissioner Precinct #4

FUND NAME	CHECKING ACCOUNT	CHECKING AMOUNT	TDOA ACCOUNT	TDOA AMOUNT	FUND TOTAL
2023 010 GENERAL FUND	FIN CLEAR AMERICAN CITY JURY	441,386.97	TDOA MBIA	638,660.11	8,549,662.34
2023 012 RESERVE FUNDS	FIN CLEAR		TDOA MBIA		
2023 015 SHERIFF CHAPTER 59 FORFEITURE FUND	FIN CLEAR AMERICAN	24,158.63	TDOA MBIA	42,869.22	67,027.85
2023 016 DA FORFEITURE FUND	FIN CLEAR		TDOA MBIA		
	ESCROW #1	2,971.02			
	ESCROW #2				
	ESCROW #3				
	ESCROW #4				
	ESCROW #5				
	ESCROW #6				
	ESCROW #7				
	ESCROW #8	2,001.25			
	ESCROW #9	1,052.58			
	ESCROW #10				
	ESCROW #11	5,593.10			
	ESCROW #12				
	ESCROW #13				
	ESCROW #14				
	ESCROW #15	27,365.77			
	ESCROW #16	85,033.07			
	ESCROW #17				
	ESCROW #18	6,486.36			
	ESCROW #19				
	ESCROW #20				
	ESCROW #21				
	ESCROW #22				
	ESCROW #23				
	ESCROW #24				
	ESCROW #25				
	ESCROW #26				
	ESCROW #27				
	ESCROW #28				
	ESCROW #29				
	ESCROW #30				
	ESCROW #31				
	ESCROW #32				
	ESCROW #33				
	ESCROW #34				
	ESCROW #35				
	ESCROW #36				
	ESCROW #37				
	ESCROW #38				
	ESCROW #39				
	ESCROW #40				
	ESCROW #41				
	ESCROW #42				
	ESCROW #43				
	ESCROW #44				
	ESCROW #45				

COMBINED STATEMENT OF CASH POSITION FOR NOVEMBER

FUND NAME	CHECKING ACCOUNT	CHECKING AMOUNT	TDOA ACCOUNT	TDOA AMOUNT	FUND TOTAL
2023 017 BUILDING SECURITY FUND	ESCROW #46				
	ESCROW #47				
	ESCROW #48				
	ESCROW #49				
	ESCROW #50				
	ESCROW #51				
	ESCROW #52				
	ESCROW #53				
	ESCROW #54				
	ESCROW #55				
	ESCROW #56				
	ESCROW #57				
	ESCROW #58				
	ESCROW #59				
	ESCROW #60				
ESCROW #61					
ESCROW #62					
ESCROW #63					
ESCROW #64					
ESCROW #65					
ESCROW #66					
ESCROW #67					
ESCROW #68					
ESCROW #69					
ESCROW #70					
ESCROW #71					
ESCROW #72					
ESCROW #73					
ESCROW #74					
ESCROW #75					
ESCROW #76					
ESCROW #77					
ESCROW #78					
ESCROW #79					
ESCROW #80					
ESCROW #81					
ESCROW #82					
ESCROW #83					
ESCROW #84					
ESCROW #85					
ESCROW #86					
ESCROW #87					
ESCROW #88					
	FIN CLEAR	9,386.69	TDOA MBIA	24,336.40	130,503.15
2023 018 JUSTICE COURT BLDG SECURITY FUND	FIN CLEAR	2,542.35	TDOA	9,531.38	33,723.09
2023 019 DA FOFEFTURE FUND	ESCROW #13				
	ESCROW #14				
	ESCROW #15				
	ESCROW #16				
	ESCROW #45				
	FIN CLEAR	52,434.29	TDOA	1,118.88	12,073.73
2023 021 ROAD & BRIDGE - PCT. 1	FIN CLEAR				

COMBINED STATEMENT OF CASH POSITION FOR NOVEMBER

FUND NAME	CHECKING ACCOUNT	CHECKING AMOUNT	TDOA ACCOUNT	TDOA AMOUNT	FUND TOTAL
2023 022 ROAD & BRIDGE - PCT. 2	FIN CLEAR	57,286.97	TDOA MBIA	289,460.46	1,100,532.17
2023 023 ROAD & BRIDGE - PCT. 3	FIN CLEAR	30,622.32	TDOA MBIA	753,784.74	514,570.89
2023 024 ROAD & BRIDGE - PCT. 4	FIN CLEAR	111,331.46	TDOA MBIA	424,637.18	717,399.91
2023 026 ROAD & BRIDGE - GEN	FIN CLEAR	6,072.21	TDOA MBIA	25,333.81	10,140.87
2023 035 VICTIM COORDINATOR GRANT	FIN CLEAR	10,936.60-	TDOA MBIA	580,734.64	10,936.60-
2023 036 DA FORFEITURE FUND II	FIN CLEAR	9,873.55	TDOA MBIA	4,068.66	88,098.29
2023 037 CONSTABLE PCT #4 SEIZURE	FIN CLEAR	819.89	TDOA MBIA	78,224.74	4,753.31
2023 040 COUNTY LAW LIBRARY FUND	FIN CLEAR	10,299.05	TDOA MBIA	3,933.42	83,982.24
2023 042 COUNTY FREE LIBRARY	FIN CLEAR	41,463.87	TDOA MBIA	73,683.19	41,463.87
2023 047 DIGITIZE RECORDS	FIN CLEAR		TDOA MBIA		.85
2023 048 SUPPLEMENTAL GUARDIANSHIP	FIN CLEAR	5,208.22	TDOA	.85	45,170.87
2023 049 COUNTY CHILD ABUSE PREVENTION	FIN CLEAR	3,179.51	TDOA	39,962.65	11,569.70
2023 050 COURT RELATED PROGRAMS	FIN CLEAR	3,631.38	TDOA MBIA	8,390.19	17,795.52
2023 052 COUNTY & DISTRICT TECH FUND	FIN CLEAR	1,123.98	TDOA MBIA	14,164.14	7,695.47
2023 053 CAPITALCREDITSECONOMICDEVELOP	FIN CLEAR	821.18	TDOA MBIA	6,571.49	369,901.78
2023 054 DISTRICT CLERK TECHNOLOGY	FIN CLEAR		TDOA MBIA	345,651.98	
2023 055 CHAPTER 19	FIN CLEAR		TDOA MBIA	23,428.62	
2023 056 COUNTY RECORDS FUND	FIN CLEAR		TDOA MBIA		.01
2023 057 COUNTY CLERK RECORDS FUND	FIN CLEAR	17,999.47	TDOA MBIA		1,047,417.87

DATE 12/20/2022 TIME 14:53

COMBINED STATEMENT OF CASH POSITION FOR NOVEMBER

GEH102 PAGE 4

FUND NAME	CHECKING ACCOUNT	CHECKING AMOUNT	TDOA ACCOUNT	TDOA AMOUNT	FUND TOTAL
2023 058 DISTRICT CLERK RECORDS FUND	FIN CLEAR	8,036.38	TDOA	201,376.80	209,413.18
2023 059 COUNTY CLERK ARCHIVE	FIN CLEAR		TDOA	.09	.09
2023 070 PERMANENT IMPROVEMENT FUND	FIN CLEAR		TDOA		
2023 075 RIGHT-OF-WAY FUND	FIN CLEAR		TDOA		
2023 084 TAX ANTICIPATION NOTES	FIN CLEAR		TDOA		
2023 085 DEBT SERVICE FUND	DEBT CL	65,957.92	TDOA	62,706.47	128,664.39
2023 087 VZC INDIGENT HEALTH PROGRAM	FIN CLEAR	722.48	TDOA	154,192.06	154,914.54
2023 088 SOIL CONSERVATION DIST FUND	FIN CLEAR	6,334.03	TDOA	33,793.79	40,127.82
2023 090 APPELLATE JUSTICE SYSTEM FUND	FIN CLEAR	835.35	TDOA		835.35
2023 095 PAYROLL CLEARING ACCOUNT.	PAYCLEAR	194,039.82	MBIA		194,039.82
2023 096 GEN FIXED ASSETS ACCOUNT GRP			MBIA		
2023 097 LONG TERM DEBT GROUP			MBIA		
2023 131 VAN ZANDT COUNTY JAIL	FIN CLEAR	12,941.26	TDOA	1,000,512.68	1,013,453.94
2023 132 VAN ZANDT COUNTY SHERIFF DEPT	FIN CLEAR	13,388.54	TDOA	998,500.00	1,011,888.54
2023 136 STATEWIDE EMERGENCY RADIO	INFIN CLEAR	518,071.66-	MBIA		518,071.66-
2023 145 SOLID WASTE GRANT	FIN CLEAR				
2023 147 2020 HAVA CARES ACT	FIN CLEAR	1,846.74	TDOA	15,223.01	17,069.75
2023 400 FRUITVALE 2021 TXCDBG	722048WATER				
2023 401 BENWHEELERMSC	71348911131115				
2023 402 LITTLEHOPEMOOREMSC	7130260813				
2023 540 PRETRIAL SUPERVISION	FIN CLEAR	1,129.20	TDOA	111,543.27	112,672.47
2023 541 COMMUNITY SUP & CORRECTIONS	FIN CLEAR	46,374.00	TDOA	186,252.82	232,626.82
2023 542 ADULT PROBATION CIVIL	FIN CLEAR	3,091.54	TDOA	56,856.48	

COMBINED STATEMENT OF CASH POSITION FOR NOVEMBER

FUND NAME	CHECKING ACCOUNT	CHECKING AMOUNT	TDOA ACCOUNT	TDOA AMOUNT	FUND TOTAL
2023 543 HIGH RISK SUBSTANCE ABUSE -CFIN CLEAR	FIN CLEAR	1,545.61	TDOA MBIA	316,038.83	1,545.61
2023 544 HIGH RISK SEX OFFENDER -CCP FIN CLEAR	FIN CLEAR	19,146.98	TDOA		19,146.98
2023 545 GRANT C COMMIT REDUCTION PROFIN CLEAR	FIN CLEAR		TDOA MBIA	375,000.00	375,000.00
2023 546 JUVENILE PROBATION FUND	FIN CLEAR	34,776.55	TDOA MBIA	120,000.00	529,776.55
2023 547 VZCJPD STATE AID GRANT A	FIN CLEAR	71,815.94	TDOA MBIA		71,815.94
2023 549 VZCJPD - GRANT N	FIN CLEAR	4,479.81	TDOA MBIA		4,479.81
2023 550 D A SUPPLEMENTAL FUND	FIN CLEAR	243.89	TDOA MBIA		243.89
2023 551 PROJECT ELEVAT - JUV CJD GRAFIN CLEAR	FIN CLEAR	47,555.30	TDOA		47,555.30
2023 552 ETOG RESIDENTIAL	FIN CLEAR	811.00-	TDOA		811.00-
2023 555 JUVENILE PROBATION INTEREST FIN CLEAR	FIN CLEAR	121.77	TDOA MBIA	28,684.76	30,629.75
2023 556 REGIONAL SERVICE ENHANCEMENTFIN CLEAR	FIN CLEAR	20,608.79	TDOA MBIA	1,823.22	20,608.79
2023 558 GRANT S	FIN CLEAR	19,427.52			19,427.52
2023 559 MENTAL IMPAIRMENT CASELOAD	FIN CLEAR	6,418.31	TDOA MBIA		6,418.31
2023 565 INDIGENT DEFENSE GRANT	FIN CLEAR	6,322.91	TDOA	16,642.64	22,965.55
2023 567 FIRE MARSHAL	FIN CLEAR	38,146.26	TDOA MBIA	334,965.97	484,782.90
2023 568 TECHNOLOGY RESOURCES	FIN CLEAR		TDOA	111,670.67	
2023 569 HAVA ELECTION GRANT	FIN CLEAR	304.60	TDOA	20,458.45	20,763.05
2023 570 GOLDEN WATER SUPPLY CORP	FIN CLEAR		TDOA MBIA		
2023 580 D.A. CHECK COLLECTION FUND	FIN CLEAR	4,893.32	TDOA MBIA	2,255.44	7,148.76
2023 591 CONSTABLE #1 TIEOSE FUND	FIN CLEAR	2,780.68	TDOA MBIA	.33	2,781.01
2023 592 CONSTABLE #2 TIEOSE FUND	FIN CLEAR	1,777.78	MBIA		1,777.78
2023 593 CONSTABLE #3 TIEOSE FUND	FIN CLEAR	3,439.07	MBIA		3,439.07

DATE 12/20/2022 TIME 14:53

COMBINED STATEMENT OF CASH POSITION FOR NOVEMBER

FUND NAME	CHECKING ACCOUNT	CHECKING AMOUNT	TDOA ACCOUNT	TDOA AMOUNT	FUND TOTAL
2023 594 CONSTABLE #4 TLEOSE FUND	FIN CLEAR	592.36	TDOA MBIA	4,966.25	5,558.61
2023 595 SHERIFF TLEOSE FUND	FIN CLEAR	882.84	TDOA MBIA	14,183.06	15,065.90
2023 596 DA TLEOSE FUND	FIN CLEAR	3,159.94	MBIA		3,159.94
2023 600 JUSTICE COURT TECHNOLOGY FUND	FIN CLEAR	2,133.62	TDOA MBIA	52,848.60	54,982.22
2023 800 CONTRIBUTION RELIEF FUND	FIN CLEAR		TDOA	16,082.93	16,082.93
2023 802 VETERAN'S MEMORIAL WALL FUND	FIN CLEAR		TDOA		
2023 803 HISTORICAL COMMISSION	FIN CLEAR	962.68	TDOA	10,403.49	11,366.17
2023 804 VAN TORNADO-ASSISTANCE	FIN CLEAR		TDOA		
2023 805 FEMA - DEC 2015 STORM	FIN CLEAR		TDOA		
2023 806 FEMA APRIL 2016 STORM	FIN CLEAR		TDOA		
2023 807 HAZARD MITIGATION GRANT	FIN CLEAR		TDOA		
2023 808 COURTHOUSE PLANNING GRANT	FIN CLEAR		TDOA		
2023 809 PRETRIAL INTERVENTION PROGRAM	FIN CLEAR	2,494.23	TDOA	37,826.31	40,320.54
2023 810 SHERIFF JUSTICE FORFEITURE	FIN CLEAR	870.00	TDOA	25,771.76	26,641.76
2023 811 SHERIFF TREASURY FORFEITURE	FIN CLEAR		TDOA		
2023 812 CONSTABLE PCT #1 FORFEITURE	FIN CLEAR	500.00	TDOA		500.00
2023 813 VOICES - JUV CJD GRANT	FIN CLEAR		TDOA		
2023 814 LOCAL TRUANCY PREVENTION & DFIN	CLEAR	6,182.15	TDOA	16,000.00	22,182.15
2023 815 COVID -19	FIN CLEAR		TDOA MBIA TX CLASS		
2023 816 COUNTY INFRASTRUCTURE FUND	GRANT	FIN CLEAR	TDOA MBIA		
2023 817 AMERICAN RESCUE PLAN	FIN CLEAR	16,377.86	TDOA MBIA TX CLASS	10,042,758.92	10,059,136.78
TOTAL		1,106,406.91		26,898,703.91	28,005,110.82

CHECK ACCOUNT

ACCOUNT BALANCE - FIN CLEAR	712,483.02
ACCOUNT BALANCE - CTY JURY	3,423.00
ACCOUNT BALANCE - ESCROW #5	2,971.02
ACCOUNT BALANCE - ESCROW #7	2,001.25
ACCOUNT BALANCE - ESCROW #9	1,052.58
ACCOUNT BALANCE - ESCROW #11	5,593.10
ACCOUNT BALANCE - ESCROW #14	27,365.77
ACCOUNT BALANCE - ESCROW #15	85,033.07
ACCOUNT BALANCE - ESCROW #17	6,486.36
ACCOUNT BALANCE - DEBT CL	65,957.92
ACCOUNT BALANCE - PAYCLEAR	194,039.82

TOTAL

1,106,406.91

TDOA ACCOUNT

ACCOUNT BALANCE - TDOA	6,409,032.36
ACCOUNT BALANCE - MBIA	10,446,912.83
ACCOUNT BALANCE - TX CLASS	10,042,758.92

TOTAL

26,898,703.91

DATE 12/20/2022 14:53

COMBINED STATEMENT OF REVENUES AND EXPENSES FOR NOVEMBER THRU NOVEMBER

FUND NAME	***** MONTH TO DATE ***** REVENUES	***** YEAR TO DATE ***** REVENUES	***** MONTH TO DATE ***** EXPENSES	***** YEAR TO DATE ***** EXPENSES
2023 GENERAL FUND	894,182.94	1,102,092.88	1,361,616.28	2,053,365.95
2023 RESERVE FUNDS	.00	.00	.00	.00
2023 SHERIFF CHAPTER 59 FORFEITURE	126.83	6,965.96	12,020.52	6,965.96
2023 DA FORFEITURE FUND	.00	.00	.00	.00
2023 BUILDING SECURITY FUND	7,002.60	5,714.40	10,562.88	9,770.55
2023 JUSTICE COURT BLDG SECURITY	221.13	124.00	244.74	248.00
2023 DA FORFEITURE FUND	.00	.00	.00	.00
2023 ROAD & BRIDGE - PCT. 1	153,150.48	123,827.79	230,277.68	246,979.20
2023 ROAD & BRIDGE - PCT. 2	168,946.54	211,200.38	265,088.89	364,206.72
2023 ROAD & BRIDGE - PCT. 3	151,143.10	310,913.27	256,896.00	391,699.56
2023 ROAD & BRIDGE - PCT. 4	130,617.35	55,815.80	204,220.18	100,740.62
2023 ROAD & BRIDGE - GEN	5,322.66	4,398.11	10,643.36	7,890.26
2023 VICTIM COORDINATOR GRANT	14,280.97	4,895.21	.00	10,524.73
2023 DA FORFEITURE FUND II	10,609.47	900.48	10,824.72	11,059.62
2023 CONSTABLE PCT #4 SEIZURE	11.62	.00	21.35	.00
2023 COUNTY LAW LIBRARY FUND	3,167.93	2,229.82	3,350.48	4,459.64
2023 COUNTY FREE LIBRARY	11,816.69	11,540.07	23,524.99	19,323.62
2023 DIGITIZE RECORDS	.47	.00	.85	.00
2023 SUPPLEMENTAL GUARDIANSHIP	518.24	.00	617.24	.00
2023 COUNTY CHILD ABUSE PREVENTION	35.83	.00	56.61	.00
2023 COURT RELATED PROGRAMS	563.74	.00	598.82	.00
2023 COUNTY & DISTRICT TECH FUND	138.55	.00	154.82	.00
2023 CAPITALCREDITSECONOMICDEVELOP	1,098.56	.00	2,021.24	.00
2023 DISTRICT CLERK TECHNOLOGY FUND	.00	.00	.00	.00
2023 CHAPTER 19	.00	.00	.00	.00
2023 COUNTY RECORDS FUND	.01	.00	.01	.00

FUND NAME	**** MONTH TO DATE **** REVENUES	***** EXPENSES	**** YEAR TO DATE **** REVENUES	***** EXPENSES
2023 COUNTY CLERK RECORDS FUND	25,893.23	5,375.00	28,443.47	5,375.00
2023 DISTRICT CLERK RECORDS FUND	2,566.46	.00	3,065.24	.00
2023 COUNTY CLERK ARCHIVE	.09	.00	.09	.00
2023 PERMANENT IMPROVEMENT FUND	.00	.00	.00	.00
2023 RIGHT-OF-WAY FUND	.00	.00	.00	.00
2023 TAX ANTICIPATION NOTES	.00	.00	.00	.00
2023 DEBT SERVICE FUND	1,285.82	.00	5,509.96	.00
2023 VZC INDIGENT HEALTH PROGRAM	9,166.50	12,787.82	18,333.00	18,381.52
2023 SOIL CONSERVATION DIST FUND	99.98	.00	183.70	.00
2023 APPELLATE JUSTICE SYSTEM FUND	415.00	885.00	415.00	885.00
2023 PAYROLL CLEARING ACCOUNT.	.00	.00	.00	.00
2023 GEN FIXED ASSETS ACCOUNT GRP	.00	.00	.00	.00
2023 LONG TERM DEBT GROUP	.00	.00	.00	.00
2023 VAN ZANDT COUNTY JAIL	240,281.04	246,193.40	470,216.31	347,989.13
2023 VAN ZANDT COUNTY SHERIFF DEPT	279,792.50	188,614.85	608,035.44	323,755.53
2023 STATEWIDE EMERGENCY RADIO INFRA	.00	85,217.66	518,071.66-	.00
2023 SOLID WASTE GRANT	.00	.00	.00	.00
2023 2020 HAVA CARES ACT	45.04	.00	82.75	.00
2023 FRUITVALE 2021 TXCDBG 7220480	.00	.00	.00	.00
2023 BENWHEELERWSC 71348911131115	.00	.00	.00	.00
2023 LITTLEHOPEMOOREWSC713026081315	.00	.00	.00	.00
2023 PRETRIAL SUPERVISION	4,000.07	4,223.12	8,086.29	10,277.17
2023 COMMUNITY SUP & CORRECTIONS	71,644.09	41,662.50	164,745.62	118,654.08
2023 ADULT PROBATION CIVIL	2,299.76	1,250.88	7,850.41	3,386.15
2023 HIGH RISK SUBSTANCE ABUSE -CCP	6,201.00	4,052.69	12,402.00	11,538.63
2023 HIGH RISK SEX OFFENDER -CCP	16,049.00	4,866.36	32,098.00	13,853.98

FUND NAME	***** MONTH TO DATE ***** REVENUES	***** YEAR TO DATE ***** EXPENSES	***** YEAR TO DATE ***** REVENUES	***** YEAR TO DATE ***** EXPENSES
2023 GRANT C COMMIT REDUCTION PROG	.00	.00	.00	.00
2023 JUVENILE PROBATION FUND	43,259.40	45,569.33	79,548.44	128,129.77
2023 VZCJPD STATE AID GRANT A	78,770.00	26,014.89	157,542.00	87,367.89
2023 VZCJPD - GRANT N	.00	.00	.00	.00
2023 D A SUPPLEMENTAL FUND	.00	1,728.08	.00	3,456.16
2023 PROJECT ELEVAT - JUV CJD GRANT	29,664.00	5,076.18	59,329.00	11,931.96
2023 ETCOG RESIDENTIAL	.00	.00	.00	.00
2023 JUVENILE PROBATION INTEREST	1,590.97	.00	4,030.09	.00
2023 REGIONAL SERVICE ENHANCEMENT	33,228.24	5,197.17	32,967.45	12,792.80
2023 GRANT S	22,838.00	11,848.07	25,381.73	26,683.55
2023 MENTAL IMPAIRMENT CASELOAD	8,618.00	4,003.14	17,236.00	11,398.75
2023 INDIGENT DEFENSE GRANT	.00	4,425.09	10,753.00-	7,942.61
2023 FIRE MARSHAL	25,957.17	12,693.95	27,092.90	21,836.00
2023 TECHNOLOGY RESOURCES	.00	.00	.00	.00
2023 HAVA ELECTION GRANT	60.53	.00	111.20	.00
2023 GOLDEN WATER SUPPLY CORP	.00	.00	.00	.00
2023 D.A. CHECK COLLECTION FUND	228.00	243.86	243.92	426.64
2023 CONSTABLE #1 TLEOSE FUND	.00	.00	.00	.00
2023 CONSTABLE #2 TLEOSE FUND	.00	.00	.00	.00
2023 CONSTABLE #3 TLEOSE FUND	.00	.00	.00	.00
2023 CONSTABLE #4 TLEOSE FUND	14.67	.00	26.96	.00
2023 SHERIFF TLEOSE FUND	41.95	.00	77.07	.00
2023 DA TLEOSE FUND	.00	.00	.00	.00
2023 JUSTICE COURT TECHNOLOGY FUND	796.00	.00	796.00	293.21
2023 CONTRIBUTION RELIEF FUND	.00	.00	.00	.00
2023 VETERAN'S MEMORIAL WALL FUND	.00	.00	.00	.00

FUND NAME	***** MONTH TO DATE *****		***** YEAR TO DATE *****	
	REVENUES	EXPENSES	REVENUES	EXPENSES
2023 HISTORICAL COMMISSION	730.78	.00	1,626.55	241.16
2023 VAN TORNADO-ASSISTANCE	.00	.00	.00	.00
2023 FEMA - DEC 2015 STORM	.00	.00	.00	.00
2023 FEMA APRIL 2016 STORM	.00	.00	.00	.00
2023 HAZARD MITIGATION GRANT	.00	.00	.00	.00
2023 COURTHOUSE PLANNING GRANT	.00	.00	.00	.00
2023 PRETRIAL INTERVENTION PROGRAM	111.93	1,475.33	2,605.64	2,581.81
2023 SHERIFF JUSTICE FORFEITURE FUN	76.25	.00	140.09	.00
2023 SHERIFF TREASURY FORFEITURE FU	.00	.00	.00	.00
2023 CONSTABLE PCT #1 FORFEITURE FU	.00	.00	.00	.00
2023 VOICES - JUV CJD GRANT	.00	.00	.00	.00
2023 LOCAL TRUANCY PREVENTION & DIV	750.66	.00	750.66	.00
2023 COVID -19	.00	.00	.00	.00
2023 COUNTY INFRASTRUCTURE FUND GRANT	.00	.00	.00	.00
2023 AMERICAN RESCUE PLAN	31,763.43	12,995.00	59,175.65	12,995.00
TOTAL	2,491,195.27	2,567,017.54	3,692,065.63	4,409,407.93

ACCOUNT NAME	BEGINNING CASH BALANCE	CASH RECEIPTS	CASH DISBURSEMENTS	ENDING CASH BALANCE
2023 010 GENERAL FUND				
CASH	1.00	.00	.00	1.00
COINS	286,615.57	1,907,948.08	1,753,176.68	441,386.97
RETURNED CHECK FEES	.00	.00	.00	.00
AMERICAN NATIONAL CASH	.00	.00	.00	.00
VZC JURY CASH CLEARING	3,423.00	.00	.00	3,423.00
VZC CHECKING DEBT SERVICE	.00	.00	.00	.00
PETTY CASH COLLECTION-PCT. 1	100.00	.00	.00	100.00
PETTY CASH-CITY CLERK	500.00	.00	.00	500.00
PETTY CASH-DIST CLERK	400.00	.00	.00	400.00
COUNTY COURT JURY CASH	.00	.00	.00	.00
DISTRICT COURT JURY CASH	.00	.00	.00	.00
PETTY CASH-JP #1	200.00	.00	.00	200.00
PETTY CASH-JP #2	200.00	.00	.00	200.00
PETTY CASH - JP#4	200.00	.00	.00	200.00
PETTY CASH-SHERIFF	3,300.00	.00	.00	3,300.00
PETTY CASH-TAX COLLECTOR	.00	.00	.00	.00
PETTY CASH-TAX COLL (BOAT)	.00	.00	.00	.00
PETTY CASH-TAX (BOAT)	2.70	.00	.00	2.70
PETTY CASH-TAX (BOAT CK ACCT)	670,283.37	293,376.74	325,000.00	638,660.11
TIME DEPOSIT ON ACCOUNT	7,772,059.42	224,132.84	530,000.00	7,466,192.26
MEIA MUNICIPAL INVESTORS SERV	8,737,285.06	2,425,457.66	2,608,176.68	8,554,566.04
FUND TOTALS				
2023 012 RESERVE FUNDS				
CASH	.00	.00	.00	.00
TIME DEPOSIT ON ACCOUNT	.00	.00	.00	.00
MEIA MUNICIPAL INVESTORS SERV	.00	.00	.00	.00
FUND TOTALS	.00	.00	.00	.00
2023 015 SHERIFF CHAPTER 59 FORFEITURE				
CASH	24,158.63	.00	.00	24,158.63
AMERICAN NATIONAL CASH	.00	.00	.00	.00
CASH-OTHER	.00	.00	.00	.00
TIME DEPOSIT ON ACCOUNT	42,742.39	126.83	.00	42,869.22
MEIA MUNICIPAL INVESTORS SERV	.00	.00	.00	.00
FUND TOTALS	66,901.02	126.83	.00	67,027.85
2023 016 DA FORFEITURE FUND				
CASH	.00	.00	.00	.00
D. A. ESCROW/BART ROGERS	2,464.17	.00	.00	2,464.17
D. A. ESCROW	9,736.74	.00	.00	9,736.74
D. A. ESCROW/CALE	.00	.00	.00	.00
D. A. ESCROW/JERNIGAN	.00	.00	.00	.00
D. A. ESCROW/ROLLINS	2,970.89	.13	.00	2,971.02
D. A. ESCROW/#6 JERNIGAN #2	2,001.16	.00	.00	2,001.25
D. A. ESCROW/KORROSEC	2,001.16	.00	.00	2,001.25
D. A. ESCROW/	1,052.54	.04	.00	1,052.58
D. A. ESCROW/#9 NORRIS	1,052.54	.04	.00	1,052.58
D. A. ESCROW/	5,592.88	.00	.00	5,593.10
D. A. ESCROW/#11 DAWSON	.00	.00	.00	.00
D. A. ESCROW/ASHRFD,BRCHR,ALEX	.00	.00	.00	.00
D. A. ESCROW/	27,364.64	1.13	.00	27,365.77
D. A. ESCROW/	85,026.08	6.99	.00	85,033.07
D. A. ESCROW/	.00	.00	.00	.00
D. A. ESCROW/K.TURNER	6,486.10	.26	.00	6,486.36

ACCOUNT NAME	BEGINNING CASH BALANCE	CASH RECEIPTS	CASH DISBURSEMENTS	ENDING CASH BALANCE
2023 021 ROAD & BRIDGE - PCT. 1	59,838.29	322,821.60	210,549.02	52,434.29
CASH DEPOSIT ON ACCOUNT	26,108.57	10.31	25,000.00	1,118.88
TIME DEPOSIT ON ACCOUNT	632,002.22	91,893.78	145,000.00	585,896.00
MBIA MUNICIPAL INVESTORS	605,272.50	414,725.69	380,549.02	639,449.17
FUND TOTALS				
2023 022 ROAD & BRIDGE - PCT. 2	7,247.37	196,178.87	146,139.27	57,286.97
CASH DEPOSIT ON ACCOUNT	288,603.96	858.50	30,000.00	289,460.46
TIME DEPOSIT ON ACCOUNT	781,348.29	2,436.45	30,000.00	753,784.74
MBIA MUNICIPAL INVESTORS	1,077,199.62	199,471.82	176,139.27	1,100,532.17
FUND TOTALS				
2023 023 ROAD & BRIDGE - PCT. 3	36,152.05	364,595.05	370,124.78	30,622.32
CASH DEPOSIT ON ACCOUNT	59,135.89	175.50	0.00	59,311.39
TIME DEPOSIT ON ACCOUNT	538,264.63	81,372.55	215,000.00	424,637.18
MBIA MUNICIPAL INVESTORS	653,552.57	446,143.10	385,124.78	514,570.89
FUND TOTALS				
2023 024 ROAD & BRIDGE - PCT. 4	38,237.66	309,326.32	236,232.52	111,331.46
CASH DEPOSIT ON ACCOUNT	25,258.86	74.93	180,000.00	25,333.81
TIME DEPOSIT ON ACCOUNT	578,857.54	181,877.10	416,232.52	580,734.64
MBIA MUNICIPAL INVESTORS	642,354.06	491,278.37	416,232.52	717,399.91
FUND TOTALS				
2023 026 ROAD & BRIDGE - GEN	5,159.71	5,310.64	4,398.14	6,072.21
CASH DEPOSIT ON ACCOUNT	4,056.64	12.02	0.00	4,068.66
TIME DEPOSIT ON ACCOUNT	9,216.35	5,322.66	4,398.14	10,140.87
MBIA MUNICIPAL INVESTORS				
FUND TOTALS				
2023 035 VICTIM COORDINATOR GRANT	20,322.36	14,280.97	4,895.21	10,936.60
CASH DEPOSIT ON ACCOUNT	.00	.00	.00	.00
TIME DEPOSIT ON ACCOUNT	20,322.36	14,280.97	4,895.21	10,936.60
MBIA MUNICIPAL INVESTORS				
FUND TOTALS				
2023 036 DA FOREFEITURE FUND II	396.01	10,378.02	900.48	9,873.55
CASH DEPOSIT ON ACCOUNT	77,993.29	231.45	0.00	78,224.74
TIME DEPOSIT ON ACCOUNT	0.00	0.00	0.00	0.00
MBIA MUNICIPAL INVESTORS	78,389.30	10,609.47	900.48	88,098.29
FUND TOTALS				
2023 037 CONSTABLE PCT #4 SEIZURE	819.89	.00	.00	819.89
CASH DEPOSIT ON ACCOUNT	3,921.80	11.62	.00	3,933.42
TIME DEPOSIT ON ACCOUNT	.00	.00	.00	.00
MBIA MUNICIPAL INVESTORS	4,741.69	11.62	.00	4,753.31
FUND TOTALS				
2023 040 COUNTY LAW LIBRARY FUND	9,578.96	3,029.82	2,309.73	10,299.05
CASH				

ACCOUNT NAME	BEGINNING CASH BALANCE	CASH RECEIPTS	CASH DISBURSEMENTS	ENDING CASH BALANCE
2023 042 COUNTY FREE LIBRARY	41,267.82	11,816.69	11,620.64	41,463.87
CASH DEPOSIT ON ACCOUNT	.00	.00	.00	.00
TIME DEPOSIT ON ACCOUNT	.00	.00	.00	.00
MBIA MUNICIPAL INVESTORS SERV	.00	.00	.00	.00
FUND TOTALS	41,267.82	11,816.69	11,620.64	41,463.87
2023 047 DIGITIZE RECORDS	.00	.00	.00	.00
CASH DEPOSIT ON ACCOUNT	.38	.47	.00	.85
TIME DEPOSIT ON ACCOUNT	.00	.00	.00	.00
MBIA	.00	.00	.00	.00
FUND TOTALS	.38	.47	.00	.85
2023 048 SUPPLEMENTAL GUARDIANSHIP	4,808.22	400.00	.00	5,208.22
CASH	39,844.41	118.24	.00	39,962.65
TEXPOOL	44,652.63	518.24	.00	45,170.87
FUND TOTALS	44,652.63	518.24	.00	45,170.87
2023 049 COUNTY CHILD ABUSE PREVENTION	3,168.50	11.01	.00	3,179.51
CASH	8,365.37	24.82	.00	8,390.19
TIME DEPOSIT ON ACCOUNT	11,533.87	35.83	.00	11,569.70
FUND TOTALS	11,533.87	35.83	.00	11,569.70
2023 050 COURT RELATED PROGRAMS	3,109.55	521.83	.00	3,631.38
CASH	14,122.23	41.91	.00	14,164.14
TIME DEPOSIT ON ACCOUNT	.00	.00	.00	.00
MBIA MUNICIPAL INVESTORS SERV	17,231.78	563.74	.00	17,795.52
FUND TOTALS	17,231.78	563.74	.00	17,795.52
2023 052 COUNTY & DISTRICT TECH FUND	1,004.86	119.12	.00	1,123.98
CASH	6,552.06	19.43	.00	6,571.49
TIME DEPOSIT ON ACCOUNT	.00	.00	.00	.00
MBIA	7,556.92	138.55	.00	7,695.47
FUND TOTALS	7,556.92	138.55	.00	7,695.47
2023 053 CAPITALCREDITSECONOMICDEVELOP	821.18	.00	.00	821.18
CASH	344,829.15	1,022.83	.00	345,851.98
TIME DEPOSIT ON ACCOUNT	23,352.89	75.73	.00	23,428.62
MBIA	368,803.22	1,098.56	.00	369,901.78
FUND TOTALS	368,803.22	1,098.56	.00	369,901.78
2023 054 DISTRICT CLERK TECHNOLOGY FUND	.00	.00	.00	.00
CASH	.00	.00	.00	.00
TIME DEPOSIT ON ACCOUNT	.00	.00	.00	.00
MBIA MUNICIPAL INVESTORS SERV	.00	.00	.00	.00
FUND TOTALS	.00	.00	.00	.00
2023 055 CHAPTER 19	.00	.00	.00	.00
TIME DEPOSIT ON ACCOUNT	.00	.00	.00	.00
MBIA	.00	.00	.00	.00
FUND TOTALS	.00	.00	.00	.00
2023 056 COUNTY RECORDS FUND	.00	.00	.00	.00
CASH	.00	.00	.00	.00

ACCOUNT NAME	BEGINNING CASH BALANCE	CASH RECEIPTS	CASH DISBURSEMENTS	ENDING CASH BALANCE
2023 057 COUNTY CLERK RECORDS FUND	601.96	22,847.51	5,450.00-	17,999.47
CASH DEPOSIT ON ACCOUNT	1,026,372.68	3,045.72	.00	1,029,418.40
TIME DEPOSIT ON ACCOUNT	.00	.00	.00	.00
MBIA MUNICIPAL INVESTORS SERV	.00	.01	.00	.01
FUND TOTALS	1,026,974.64	25,893.23	5,450.00-	1,047,417.87
2023 058 DISTRICT CLERK RECORDS FUND	6,065.56	1,970.82	.00	8,036.38
CASH DEPOSIT ON ACCOUNT	200,781.16	395.64	.00	201,376.80
TIME DEPOSIT ON ACCOUNT	206,846.72	2,566.46	.00	209,413.18
FUND TOTALS				
2023 059 COUNTY CLERK ARCHIVE	.00	.00	.00	.00
CASH DEPOSIT ON ACCOUNT	.00	.09	.00	.09
TIME DEPOSIT ON ACCOUNT	.00	.00	.00	.00
FUND TOTALS				
2023 070 PERMANENT IMPROVEMENT FUND	.00	.00	.00	.00
CASH DEPOSIT ON ACCOUNT	.00	.00	.00	.00
TIME DEPOSIT ON ACCOUNT	.00	.00	.00	.00
MBIA MUNICIPAL INVESTORS SERV	.00	.00	.00	.00
FUND TOTALS				
2023 075 RIGHT-OF-WAY FUND	.00	.00	.00	.00
CASH DEPOSIT ON ACCOUNT	.00	.00	.00	.00
TIME DEPOSIT ON ACCOUNT	.00	.00	.00	.00
MBIA MUNICIPAL INVESTORS SERV	.00	.00	.00	.00
FUND TOTALS				
2023 084 TAX ANTICIPATION NOTES	.00	.00	.00	.00
CASH DEPOSIT ON ACCOUNT	.00	.00	.00	.00
TIME DEPOSIT ON ACCOUNT	.00	.00	.00	.00
MBIA MUNICIPAL INVESTORS SERV	.00	.00	.00	.00
FUND TOTALS				
2023 085 DEBT SERVICE FUND	64,874.79	1,083.13	.00	65,957.92
CASH DEPOSIT ON ACCOUNT	.00	.00	.00	.00
TIME DEPOSIT ON ACCOUNT	62,503.78	202.69	.00	62,706.47
MBIA MUNICIPAL INVESTORS SERV	127,378.57	1,285.82	.00	128,664.39
FUND TOTALS				
2023 087 VZC INDIGENT HEALTH PROGRAM	3,299.29	9,166.50	11,743.31-	722.48
CASH DEPOSIT ON ACCOUNT	154,192.06	.00	.00	154,192.06
TIME DEPOSIT ON ACCOUNT	.00	.00	.00	.00
MBIA MUNICIPAL INVESTORS SERV	157,491.35	9,166.50	11,743.31-	154,914.54
FUND TOTALS				
2023 088 SOIL CONSERVATION DIST FUND	6,334.03	.00	.00	6,334.03
CASH DEPOSIT ON ACCOUNT	33,693.81	99.98	.00	33,793.79
TIME DEPOSIT ON ACCOUNT	.00	.00	.00	.00
MBIA MUNICIPAL INVESTORS SERV	40,027.84	99.98	.00	40,127.82
FUND TOTALS				
2023 090 APPELLATE JUSTICE SYSTEM FUND	890.35	415.00	470.00-	835.35
CASH				

ACCOUNT NAME	REGINNING CASH BALANCE	CASH RECEIPTS	CASH DISBURSEMENTS	ENDING CASH BALANCE
2023 095 PAYROLL CLEARING ACCOUNT.	194,039.82	.00	.00	194,039.82
CASH MUNICIPAL INVESTORS SERV	.00	.00	.00	.00
FUND TOTALS	194,039.82	.00	.00	194,039.82
2023 096 GEN FIXED ASSETS ACCOUNT GRP	.00	.00	.00	.00
MBIA MUNICIPAL INVESTORS SERV	.00	.00	.00	.00
FUND TOTALS	.00	.00	.00	.00
2023 097 LONG TERM DEBT GROUP	.00	.00	.00	.00
MBIA MUNICIPAL INVESTORS SERV	.00	.00	.00	.00
FUND TOTALS	.00	.00	.00	.00
2023 131 VAN ZANDT COUNTY JAIL	4,119.38	423,379.94	414,558.06	12,941.26
CASH	.00	.00	.00	.00
MEDICARE PAYABLE	.00	.00	.00	.00
VOUCHERS PAYABLE	.00	.00	.00	.00
TIME DEPOSIT ON ACCOUNT	1,000,512.68	175,000.00	175,000.00	1,000,512.68
MBIA MUNICIPAL INVESTORS SERV	.00	.00	.00	.00
FUND TOTALS	1,004,632.06	598,379.94	589,558.06	1,013,453.94
2023 132 VAN ZANDT COUNTY SHERIFF DEPT	2,395.17	387,936.18	376,942.81	13,388.54
CASH	.00	.00	.00	.00
TIME DEPOSIT ON ACCOUNT	923,500.00	175,000.00	100,000.00	998,500.00
MBIA MUNICIPAL INVESTORS SERV	.00	.00	.00	.00
FUND TOTALS	925,895.17	562,936.18	476,942.81	1,011,888.54
2023 136 STATEWIDE EMERGENCY RADIO INFRA	43,653.37	.00	474,418.29	518,071.66
CASH	.00	.00	.00	.00
FUND TOTALS	43,653.37	.00	474,418.29	518,071.66
2023 145 SOLID WASTE GRANT	.00	.00	.00	.00
CASH	.00	.00	.00	.00
TIME DEPOSIT ON ACCOUNT	.00	.00	.00	.00
FUND TOTALS	.00	.00	.00	.00
2023 147 2020 HAVA CARES ACT	1,846.74	45.04	.00	1,846.74
CASH	15,177.97	.00	.00	15,223.01
TDOA	.00	.00	.00	.00
MBIA	.00	.00	.00	.00
FUND TOTALS	17,024.71	45.04	.00	17,069.75
2023 400 FRUITVALE 2021 TXCDBG 7220480	.00	.00	.00	.00
CASH	.00	.00	.00	.00
WATER GRANT CASH	.00	.00	.00	.00
FUND TOTALS	.00	.00	.00	.00
2023 401 BENWHEELERWSC 71348911131115	.00	.00	.00	.00
FUND TOTALS	.00	.00	.00	.00
2023 402 LITTLEHOPEMOOREWSC713026081315	.00	.00	.00	.00
CASH	.00	.00	.00	.00
WATER GRANT CASH	.00	.00	.00	.00

ACCOUNT NAME FUND TOTALS	BEGINNING CASH BALANCE	CASH RECEIPTS	CASH DISBURSEMENTS	ENDING CASH BALANCE
2023 540 PRETRIAL SUPERVISION	1,682.32	3,670.00	4,223.12-	1,129.20
CASH	111,213.20	330.07	4,223.12-	111,543.27
TDOA	112,895.52	4,000.07	4,223.12-	112,672.47
FUND TOTALS				
2023 541 COMMUNITY SUP & CORRECTIONS	6,998.39	81,120.41	41,744.80-	46,374.00
CASH	100.00	573.68	10,000.00-	100.00
PETTY CASH	195,679.14	573.68	10,000.00-	186,252.82
TIME DEPOSIT ON ACCOUNT	202,777.53	81,694.09	51,744.80-	232,726.82
MBIA MUNICIPAL INVESTORS SERV				
FUND TOTALS				
2023 542 ADULT PROBATION CIVIL	3,232.42	1,110.00	1,250.88-	3,091.54
CASH	56,688.24	168.24	56,856.48	316,038.82
TDOA	315,017.31	1,021.52	1,250.88-	316,038.82
MBIA	374,937.97	2,299.76	1,250.88-	375,986.85
FUND TOTALS				
2023 543 HIGH RISK SUBSTANCE ABUSE -CCP	623.57-	6,201.00	4,031.82-	1,545.61
CASH	.00	.00	.00	.00
TIME DEPOSIT ON ACCOUNT	.00	.00	.00	.00
MBIA MUNICIPAL INVESTORS SERV	623.57-	6,201.00	4,031.82-	1,545.61
FUND TOTALS				
2023 544 HIGH RISK SEX OFFENDER -CCP	7,964.34	16,049.00	4,866.36-	19,146.98
CASH	.00	.00	.00	.00
TIME DEPOSIT ON ACCOUNT	.00	.00	.00	.00
MBIA MUNICIPAL INVESTORS SERV	7,964.34	16,049.00	4,866.36-	19,146.98
FUND TOTALS				
2023 545 GRANT C COMMIT REDUCTION PROG	.00	.00	.00	.00
CASH	.00	.00	.00	.00
FUND TOTALS				
2023 546 JUVENILE PROBATION FUND	37,214.67	43,562.19	46,000.31-	34,776.55
CASH	375,000.00	.00	.00	375,000.00
TIME DEPOSIT ON ACCOUNT	120,000.00	.00	.00	120,000.00
MBIA MUNICIPAL INVESTORS SERV	532,214.67	43,562.19	46,000.31-	529,776.55
FUND TOTALS				
2023 547 VZCPD STATE AID GRANT A	19,835.72	78,770.00	26,789.78-	71,815.94
CASH	.00	.00	.00	.00
TIME DEPOSIT ON ACCOUNT	.00	.00	.00	.00
MBIA MUNICIPAL INVESTORS SERV	19,835.72	78,770.00	26,789.78-	71,815.94
FUND TOTALS				
2023 549 VZCPD - GRANT N	4,479.81	.00	.00	4,479.81
CASH	.00	.00	.00	.00
TIME DEPOSIT ON ACCOUNT	.00	.00	.00	.00
MBIA MUNICIPAL INVESTORS SERV	4,479.81	.00	.00	4,479.81
FUND TOTALS				
2023 550 D A SUPPLEMENTAL FUND	1,971.97	.00	1,728.08-	243.89
CASH	.00	.00	.00	.00
TIME DEPOSIT ON ACCOUNT	1,971.97	.00	1,728.08-	243.89
FUND TOTALS				

ACCOUNT NAME	BEGINNING CASH BALANCE	CASH RECEIPTS	CASH DISBURSEMENTS	ENDING CASH BALANCE
2023 551 PROJECT ELEVAT - JUV CJD GRANT	22,967.48	29,664.00	5,076.18	47,555.30
VOICES - CJD JUV GRANT	.00	.00	.00	.00
TIME DEPOSIT ON ACCOUNT	22,967.48	29,664.00	5,076.18	47,555.30
FUND TOTALS				
2023 552 ETCOG RESIDENTIAL	811.00	.00	.00	811.00
CASH	811.00	.00	.00	811.00
FUND TOTALS				
2023 555 JUVENILE PROBATION INTEREST	119.13	2,654	.00	121.77
CASH	119.13	2,654	.00	121.77
TIME DEPOSIT ON ACCOUNT	27,490.20	1,194.56	.00	28,684.76
MBIA MUNICIPAL INVESTORS SERV	1,429.45	1,393.77	.00	1,823.22
FUND TOTALS	29,038.78	1,590.97	.00	30,629.75
2023 556 REGIONAL SERVICE ENHANCEMENT	7,422.27	33,228.24	5,197.18	20,608.79
CASH	7,422.27	33,228.24	5,197.18	20,608.79
FUND TOTALS				
2023 558 GRANT S	8,437.59	22,838.00	11,848.07	19,427.52
CASH	8,437.59	22,838.00	11,848.07	19,427.52
FUND TOTALS				
2023 559 MENTAL IMPAIRMENT CASELOAD	1,803.45	8,618.00	4,003.14	6,418.31
CASH	1,803.45	8,618.00	4,003.14	6,418.31
TIME DEPOSIT ON ACCOUNT	.00	.00	.00	.00
MBIA MUNICIPAL INVESTORS SERV	.00	.00	.00	.00
FUND TOTALS	1,803.45	8,618.00	4,003.14	6,418.31
2023 565 INDIGENT DEFENSE GRANT	10,750.95	.00	4,428.04	6,322.91
CASH	10,750.95	.00	4,428.04	6,322.91
TIME DEPOSIT ON ACCOUNT	16,642.64	.00	.00	16,642.64
FUND TOTALS	27,393.59	.00	4,428.04	22,965.55
2023 567 FIRE MARSHAL	27,076.65	24,605.00	13,535.39	38,146.26
CASH	27,076.65	24,605.00	13,535.39	38,146.26
TIME DEPOSIT ON ACCOUNT	333,974.75	991.22	.00	334,965.97
TDOA	111,309.72	360.92	.00	111,670.67
MBIA	472,361.12	25,957.17	13,535.39	484,782.90
FUND TOTALS				
2023 568 TECHNOLOGY RESOURCES	.00	.00	.00	.00
CASH	.00	.00	.00	.00
TIME DEPOSIT ON ACCOUNT	.00	.00	.00	.00
FUND TOTALS	.00	.00	.00	.00
2023 569 HAVA ELECTION GRANT	304.60	60.53	.00	304.60
CASH	304.60	60.53	.00	304.60
TDOA	20,397.92	.00	.00	20,458.45
MBIA	.00	.00	.00	.00
FUND TOTALS	20,702.52	60.53	.00	20,763.05
2023 570 GOLDEN WATER SUPPLY CORP	.00	.00	.00	.00
GOLDEN WATER TDHCA 726216	.00	.00	.00	.00
MBIA MUNICIPAL INVESTORS SERVI	.00	.00	.00	.00

ACCOUNT NAME FUND TOTALS	BEGINNING CASH BALANCE	CASH RECEIPTS	CASH DISBURSEMENTS	ENDING CASH BALANCE
2023 580 D.A. CHECK COLLECTION FUND	4,915.83	221.35	243.86	4,893.32
CASH DEPOSIT ON ACCOUNT	2,248.79	6.65	.00	2,255.44
MBIA MUNICIPAL INVESTORS SERV	.00	.00	.00	.00
FUND TOTALS	7,164.62	228.00	243.86	7,148.76
2023 591 CONSTABLE #1 TLEOSE FUND	2,780.68	.00	.00	2,780.68
CASH	.49	.00	.00	.49
CASH - CITIZENS NATIONAL	.33	.00	.00	.33
TDOA	.00	.00	.00	.00
MBIA MUNICIPAL INVESTORS SERV	.00	.00	.00	.00
FUND TOTALS	2,780.52	.00	.00	2,780.52
2023 592 CONSTABLE #2 TLEOSE FUND	1,777.78	.00	.00	1,777.78
CASH	.00	.00	.00	.00
CASH OTHER	.00	.00	.00	.00
MBIA MUNICIPAL INVESTORS SERV	.00	.00	.00	.00
FUND TOTALS	1,777.78	.00	.00	1,777.78
2023 593 CONSTABLE #3 TLEOSE FUND	3,439.07	.00	.00	3,439.07
CASH	.00	.00	.00	.00
CASH OTHER - CITY NATIONAL	.00	.00	.00	.00
MBIA MUNICIPAL INVESTORS SERV	.00	.00	.00	.00
FUND TOTALS	3,439.07	.00	.00	3,439.07
2023 594 CONSTABLE #4 TLEOSE FUND	592.36	14.67	.00	592.36
CASH	4,951.58	14.67	.00	4,966.25
TIME DEPOSIT ON ACCOUNT	.00	.00	.00	.00
MBIA MUNICIPAL INVESTORS SERV	.00	14.67	.00	14.67
FUND TOTALS	5,543.94	14.67	.00	5,558.61
2023 595 SHERIFF TLEOSE FUND	882.84	41.95	.00	882.84
CASH	14,141.11	41.95	.00	14,183.06
TDOA	.00	.00	.00	.00
MBIA MUNICIPAL INVESTORS SERSRV	.00	41.95	.00	41.95
FUND TOTALS	15,023.95	41.95	.00	15,065.90
2023 596 DA TLEOSE FUND	3,159.94	.00	.00	3,159.94
CASH	.00	.00	.00	.00
MBIA MUNICIPAL INVESTORS SERV	.00	.00	.00	.00
FUND TOTALS	3,159.94	.00	.00	3,159.94
2023 600 JUSTICE COURT TECHNOLOGY FUND	1,494.04	639.58	.00	2,133.62
CASH	52,692.18	156.42	.00	52,848.60
TIME DEPOSIT ON ACCOUNT	.00	.00	.00	.00
MBIA MUNICIPAL INVESTORS SERV	.00	796.00	.00	796.00
FUND TOTALS	54,186.22	796.00	.00	54,982.22
2023 800 CONTRIBUTION RELIEF FUND	.00	.00	.00	.00
CASH	16,082.93	.00	.00	16,082.93
TIME DEPOSIT ON ACCOUNT	.00	.00	.00	.00
FUND TOTALS	16,082.93	.00	.00	16,082.93
2023 802 VETERAN'S MEMORIAL WALL FUND	.00	.00	.00	.00
CASH	.00	.00	.00	.00

ACCOUNT NAME	BEGINNING CASH BALANCE	CASH RECEIPTS	CASH DISBURSEMENTS	ENDING CASH BALANCE
2023 803 HISTORICAL COMMISSION HISTORICAL COMMISSION CASH DEPOSIT ON ACCOUNT FUND TOTALS	1,318.53 10,372.71 11,691.24	700.00 30.78 730.78	1,055.85 .00 1,055.85	962.68 10,403.49 11,366.17
2023 804 VAN TORNADO-ASSISTANCE VAN TORNADO-ASSISTANCE-CASH VTIASST-TIME DEPOSITION ACCOUNT FUND TOTALS	.00 .00 .00	.00 .00 .00	.00 .00 .00	.00 .00 .00
2023 805 FEMA - DEC 2015 STORM CASH TIME DEPOSIT ON ACCOUNT FUND TOTALS	.00 .00 .00	.00 .00 .00	.00 .00 .00	.00 .00 .00
2023 806 FEMA APRIL 2016 STORM CASH TIME DEPOSIT ON ACCOUNT FUND TOTALS	.00 .00 .00	.00 .00 .00	.00 .00 .00	.00 .00 .00
2023 807 HAZARD MITIGATION GRANT CASH TIME DEPOSIT ON ACCOUNT MBIA MUNICIPAL INVESTORS SERV FUND TOTALS	.00 .00 .00	.00 .00 .00	.00 .00 .00	.00 .00 .00
2023 808 COURTHOUSE PLANNING GRANT CASH WATER GRANT CASH FUND TOTALS	.00 .00 .00	.00 .00 .00	.00 .00 .00	.00 .00 .00
2023 809 PRETRIAL INTERVENTION PROGRAM CASH TIME DEPOSIT ON ACCOUNT FUND TOTALS	3,969.55 37,714.38 41,683.93	111.93 111.93 111.93	1,475.32 .00 1,475.32	2,494.23 37,826.31 40,320.54
2023 810 SHERIFF JUSTICE FORFEITURE FUN CASH TIME DEPOSIT ON ACCOUNT FUND TOTALS	870.00 25,695.51 26,565.51	76.25 76.25 76.25	.00 .00 .00	870.00 25,771.76 26,641.76
2023 811 SHERIFF TREASURY FORFEITURE FUN CASH TIME DEPOSIT ON ACCOUNT FUND TOTALS	.00 .00 .00	.00 .00 .00	.00 .00 .00	.00 .00 .00
2023 812 CONSTABLE PCT #1 FORFEITURE FUN CASH TIME DEPOSIT ON ACCOUNT FUND TOTALS	500.00 .00 500.00	.00 .00 .00	.00 .00 .00	500.00 .00 500.00
2023 813 VOICES - JUV CJD GRANT VOICES - CJD JUV GRANT TIME DEPOSIT ON ACCOUNT	.00 .00 .00	.00 .00 .00	.00 .00 .00	.00 .00 .00

ACCOUNT NAME FUND TOTALS	BEGINNING CASH BALANCE	CASH RECEIPTS	CASH DISBURSEMENTS	ENDING CASH BALANCE
2023 814 LOCAL TRUANCY PREVENTION & DIV	5,431.49	750.66	.00	6,182.15
CASH	16,000.00	.00	.00	16,000.00
TIME DEPOSIT ON ACCOUNT	21,431.49	750.66	.00	22,182.15
FUND TOTALS				
2023 815 COVID -19	.00	.00	.00	.00
CASH	.00	.00	.00	.00
TIME DEPOSIT ON ACCOUNT	.00	.00	.00	.00
MBIA MUNICIPAL INVESTORS SERV	.00	.00	.00	.00
TEXAS CLASS - ARP	.00	.00	.00	.00
FUND TOTALS	.00	.00	.00	.00
2023 816 COUNTY INFRASTRUCTURE FUND GRANT	.00	.00	.00	.00
CASH	.00	.00	.00	.00
TIME DEPOSIT ON ACCOUNT	.00	.00	.00	.00
MBIA MUNICIPAL INVESTORS SERV	.00	.00	.00	.00
FUND TOTALS	.00	.00	.00	.00
2023 817 AMERICAN RESCUE PLAN	29,372.86	.00	12,995.00	16,377.86
CASH	.00	.00	.00	.00
TIME DEPOSIT ON ACCOUNT	.00	.00	.00	.00
MBIA MUNICIPAL INVESTORS SERV	10,010,995.49	31,763.43	.00	10,042,758.92
TEXAS CLASS INVESTMENT FUND	10,040,368.35	31,763.43	12,995.00	10,059,136.78
FUND TOTALS				
GRAND TOTALS	28,356,544.05	5,621,915.64	5,968,345.66	28,010,114.03

ACCOUNT NUMBER	ACCOUNT NAME	DATE	AMDMT NUMBER	OLD BUDGET AMOUNT	AMENDED BUDGET AMOUNT	AMOUNT OF CHANGE	DESCRIPTION	CLK
2023 010-370-102	INSURANCE PROCEEDS	11/10/2022	230007	1.00	38,435.52	38,435.52-	INCREASE REV & EXP	MK
	TOTAL AMENDMENTS							
	TOTAL AMENDMENTS			1.00	38,435.52-	38,435.52-		
2023 010-409-495	MISCELLANEOUS	11/10/2022	230006	1,500.00	774.00	726.00-	LINE ITEM TRANSFER	MK
	TOTAL AMENDMENTS							
	TOTAL AMENDMENTS			1	774.00	726.00-		
2023 010-410-477	TENTH ADMIN JUD RE	11/10/2022	230006	5,800.00	6,526.00	726.00	LINE ITEM TRANSFER	MK
2023 010-410-483	MEALS ON WHEELS GR	12/07/2022	230011	3,500.00	415.00	415.00-	LINE ITEM TRANSFER	MK
2023 010-410-495	MISCELLANEOUS	12/07/2022	230011	1,200.00	415.00	415.00-	LINE ITEM TRANSFER	MK
	TOTAL AMENDMENTS			3	726.00	726.00		
	TOTAL AMENDMENTS							
2023 010-510-357	LANDSCAPE MAINT	10/12/2022	230002	2,000.00	10,000.00	8,000.00	LINE ITEM TRANSFER	MK
2023 010-510-450	R/M - OTHER REPAIR	10/12/2022	230002	100,000.00	55,000.00	55,000.00-	LINE ITEM TRANSFER	MK
2023 010-510-450	R/M - OTHER REPAIR	12/07/2022	230012	45,000.00	10,000.00	10,000.00-	LINE ITEM TRANSFER	MK
2023 010-510-451	R/M - PLUMBING /	10/12/2022	230002	10,000.00	10,000.00	10,000.00	LINE ITEM TRANSFER	MK
2023 010-510-452	R/M - HEATING / AC	10/12/2022	230002	27,000.00	27,000.00	27,000.00	LINE ITEM TRANSFER	MK
2023 010-510-455	R/M - ELECTRICAL	10/12/2022	230002	5,000.00	5,000.00	5,000.00	LINE ITEM TRANSFER	MK
2023 010-510-455	R/M - ELECTRICAL	12/07/2022	230012	5,000.00	10,000.00	5,000.00	LINE ITEM TRANSFER	MK
2023 010-510-459	DOCUMENT DESTRUCTI	10/12/2022	230002	3,000.00	3,000.00	3,000.00	LINE ITEM TRANSFER	MK
2023 010-510-460	OFFICE RENTALS	11/10/2022	230007	4,840.86	4,840.86	4,840.86	INCREASE REV & EXP	MK
2023 010-510-550	IMPROVEMENT TO BID	10/03/2022	230001	531,198.00	531,198.00	531,198.00	COURTHOUSE ROOF EMERGENCY	SH
2023 010-510-550	IMPROVEMENT TO BID	11/10/2022	230007	531,198.00	33,594.66	33,594.66	INCREASE REV & EXP	MK
	TOTAL AMENDMENTS			11	564,722.66	569,633.52		
2023 022-622-335	ROAD & BRIDGE MAINT	10/12/2022	230003	1,700,694.00	1,650,694.00	50,000.00-	LINE ITEM TRANSFER	MK
2023 022-622-451	REPAIR & MAINT. -	10/12/2022	230003	30,000.00	80,000.00	50,000.00	LINE ITEM TRANSFER	MK
	TOTAL AMENDMENTS			2	80,000.00	50,000.00		
	TOTAL AMENDMENTS							
2023 023-370-100	ROAD DAMAGE PAYMEN	11/10/2022	230008	1.00	21,875.50-	21,875.50-	INCREASE REV & EXP	MK
	TOTAL AMENDMENTS							
	TOTAL AMENDMENTS							
2023 023-623-335	ROAD & BRIDGE MATE	11/10/2022	230008	1,178,266.00	1,200,141.50	21,875.50	INCREASE REV & EXP	MK
	TOTAL AMENDMENTS							
	TOTAL AMENDMENTS							
2023 024-624-335	ROAD & BRIDGE MATE	10/12/2022	230004	1,339,800.00	1,336,400.00	3,400.00-	LINE ITEM TRANSFER	MK
2023 024-624-571	EQUIPMENT PURCHASE	10/12/2022	230004	2,300.00	3,400.00	3,400.00	LINE ITEM TRANSFER	MK
	TOTAL AMENDMENTS			2	3,400.00	3,400.00		
	TOTAL AMENDMENTS							
2023 036-476-495	MISC. EXPENDITURES	10/26/2022	230005	40,000.00	21,014.54	18,985.46-	LINE ITEM TRANSFER	SH
2023 036-476-571	VEHICLE PURCHASES/	10/26/2022	230005	2,300.00	18,985.46	18,985.46-	LINE ITEM TRANSFER	SH
	TOTAL AMENDMENTS			2	39,000.00	37,971.00		
	TOTAL AMENDMENTS							
2023 132-364-100	SALE OF PROPERTY	12/07/2022	230013	1.00	41,928.40-	41,928.40-	INCREASE REV & EXP - SO SAL	MK
	TOTAL AMENDMENTS							
	TOTAL AMENDMENTS							
2023 132-560-337	LAW ENFORCEMENT SU	12/07/2022	230013	59,126.00	101,054.40	41,928.40	INCREASE REV & EXP - SO SAL	MK
	TOTAL AMENDMENTS			1	101,054.40	41,928.40		
	TOTAL AMENDMENTS							
2023 546-587-103	SALARIES EMPLOYEES	11/22/2022	230009	350,208.00	395,342.00	45,134.00	546 LOCAL SALARY INCREASE	MK
	TOTAL AMENDMENTS			1	395,342.00	45,134.00		
	TOTAL AMENDMENTS							