


**Van Zandt County**  
**Monthly Financial & Investment Report**  
**Month Ending October 31, 2022**

TO BE RECORDED IN THE NOVEMBER 23, 2022 MINUTES

OF THE COMMISSIONERS' COURT

BY VAN ZANDT COUNTY CLERK.


SUBMITTED THIS THE 21<sup>th</sup> DAY OF NOVEMBER 2022



Kenny Edwards, Treasurer

The Van Zandt County Commissioners' Court, having reviewed the Treasurer's Report as presented, having taken reasonable steps to ensure its accuracy, and based upon presentations of the Treasurer's Office, does hereby approve the Report, subject to the independent auditor's review and does further order that it be filed with the official minutes of this meeting. {LGC 114.026(c)}

In addition, the below signatures affirm that the Treasurers' Report complies with statutes as referenced. {LGC 114.026(d)}S



Don Kirkpatrick, Van Zandt County Judge




Chad LaPrade  
Commissioner Precinct #1



Keith Pearson  
Commissioner Precinct #3



Virgil Melton, Jr.  
Commissioner Precinct #2



Tim West  
Commissioner Precinct #4

FUND NAME	CHECKING ACCOUNT	CHECKING AMOUNT	TDOA ACCOUNT	TDOA AMOUNT	FUND TOTAL
2023 010 GENERAL FUND	FIN CLEAR AMERICAN CTY JURY	262,319.07	TDOA MBIA	670,283.37	932,602.44
2023 012 RESERVE FUNDS	FIN CLEAR	3,423.00	TDOA MBIA	7,772,059.42	8,195,482.42
2023 015 SHERIFF CHAPTER 59 FORFEITURE FIN CLEAR AMERICAN		24,158.63	TDOA MBIA	42,742.39	66,901.02
2023 016 DA FORFEITURE FUND	FIN CLEAR		TDOA MBIA		
	ESCROW #1	2,464.17			
	ESCROW #2	9,736.74			
	ESCROW #3				
	ESCROW #4	2,970.89			
	ESCROW #5				
	ESCROW #6	2,001.16			
	ESCROW #7				
	ESCROW #8	1,052.54			
	ESCROW #9				
	ESCROW #10	5,592.88			
	ESCROW #11				
	ESCROW #12				
	ESCROW #13				
	ESCROW #14	27,364.64			
	ESCROW #15	85,026.08			
	ESCROW #16				
	ESCROW #17				
	ESCROW #18	6,486.10			
	ESCROW #19				
	ESCROW #20				
	ESCROW #21				
	ESCROW #22				
	ESCROW #23				
	ESCROW #24				
	ESCROW #25				
	ESCROW #26				
	ESCROW #27				
	ESCROW #28				
	ESCROW #29				
	ESCROW #30				
	ESCROW #31				
	ESCROW #32				
	ESCROW #33				
	ESCROW #34				
	ESCROW #35				
	ESCROW #36				
	ESCROW #37				
	ESCROW #38				
	ESCROW #39				
	ESCROW #40				
	ESCROW #41				
	ESCROW #42				
	ESCROW #43				
	ESCROW #44				
	ESCROW #45				

FUND NAME	CHECKING ACCOUNT	CHECKING AMOUNT	TDOA ACCOUNT	TDOA AMOUNT	FUND TOTAL
2023 017 BUILDING SECURITY FUND	ESCROW #46				
	ESCROW #47				
	ESCROW #48				
	ESCROW #49				
	ESCROW #50				
	ESCROW #51				
	ESCROW #52				
	ESCROW #53				
	ESCROW #54				
	ESCROW #55				
	ESCROW #56				
	ESCROW #57				
	ESCROW #58				
	ESCROW #59				
	ESCROW #60				
	ESCROW #61				
	ESCROW #62				
	ESCROW #63				
	ESCROW #64				
	ESCROW #65				
ESCROW #66					
ESCROW #67					
ESCROW #68					
ESCROW #69					
ESCROW #70					
ESCROW #71					
ESCROW #72					
ESCROW #73					
ESCROW #74					
ESCROW #75					
ESCROW #76					
ESCROW #77					
ESCROW #78					
ESCROW #79					
ESCROW #80					
ESCROW #81					
ESCROW #82					
ESCROW #83					
ESCROW #84					
ESCROW #85					
ESCROW #86					
ESCROW #87					
ESCROW #88					
	FIN CLEAR	8,470.45	TDOA	24,264.39	143,336.48
	FIN CLEAR		MBTA		32,734.84
2023 018 JUSTICE COURT BLDG SECURITY FUND	FIN CLEAR	2,416.42	TDOA	9,503.18	11,919.60
2023 019 DA FORFEITURE FUND	ESCROW #13				
	ESCROW #14				
	ESCROW #15				
	ESCROW #16				
	ESCROW #45				
2023 021 ROAD & BRIDGE - PCT. 1	FIN CLEAR	59,838.29-	TDOA	26,108.57	

FUND NAME	CHECKING ACCOUNT	CHECKING AMOUNT	TDOA ACCOUNT	TDOA AMOUNT	FUND TOTAL
2023 022 ROAD & BRIDGE - PCT. 2	FIN CLEAR	7,247.37	TDOA MBIA	639,002.22	605,272.50
2023 023 ROAD & BRIDGE - PCT. 3	FIN CLEAR	36,152.05	TDOA MBIA	288,603.96	1,077,199.62
2023 024 ROAD & BRIDGE - PCT. 4	FIN CLEAR	38,237.66	TDOA MBIA	59,135.89	653,552.57
2023 026 ROAD & BRIDGE - GEN	FIN CLEAR	5,159.71	TDOA MBIA	558,264.63	642,354.06
2023 035 VICTIM COORDINATOR GRANT	FIN CLEAR	20,322.36-	TDOA MBIA	25,258.86	9,216.35
2023 036 DA FORFEITURE FUND II	FIN CLEAR	396.01	TDOA MBIA	578,857.54	20,322.36-
2023 037 CONSTABLE PCT #4 SEIZURE	FIN CLEAR	819.89	TDOA MBIA	4,056.64	77,993.29
2023 040 COUNTY LAW LIBRARY FUND	FIN CLEAR	9,578.96	TDOA MBIA	3,921.80	78,389.30
2023 042 COUNTY FREE LIBRARY	FIN CLEAR	41,267.82	TDOA MBIA	73,465.17	4,741.69
2023 047 DIGITIZE RECORDS	FIN CLEAR		TDOA MBIA	83,044.13	41,267.82
2023 048 SUPPLEMENTAL GUARDIANSHIP	FIN CLEAR	4,808.22	TDOA MBIA	163.65	163.65
2023 049 COUNTY CHILD ABUSE PREVENTION	FIN CLEAR	3,168.50	TDOA MBIA	39,844.41	44,652.63
2023 050 COURT RELATED PROGRAMS	FIN CLEAR	3,109.55	TDOA MBIA	8,365.37	11,533.87
2023 052 COUNTY & DISTRICT TECH FUND	FIN CLEAR	1,004.86	TDOA MBIA	14,122.23	17,231.78
2023 053 CAPITALCREDITSECONOMICDEVELOP	FIN CLEAR	821.18	TDOA MBIA	6,552.06	7,556.92
2023 054 DISTRICT CLERK TECHNOLOGY FUND	FIN CLEAR		TDOA MBIA	344,629.15	368,803.22
2023 055 CHAPTER 19	FIN CLEAR		TDOA MBIA	23,352.89	4.45
2023 056 COUNTY RECORDS FUND	FIN CLEAR		TDOA MBIA	4.45	4.45
2023 057 COUNTY CLERK RECORDS FUND	FIN CLEAR	24,898.46	TDOA MBIA	17.44	17.44
				1,026,206.80	1,051,105.26

FUND NAME	CHECKING ACCOUNT	CHECKING AMOUNT	TDOA ACCOUNT	TDOA AMOUNT	FUND TOTAL
2023 058 DISTRICT CLERK RECORDS FUND	FIN CLEAR	6,065.56	TDOA	200,695.07	206,760.63
2023 059 COUNTY CLERK ARCHIVE	FIN CLEAR		TDOA	66.81	66.81
2023 070 PERMANENT IMPROVEMENT FUND	FIN CLEAR		TDOA		
2023 075 RIGHT-OF-WAY FUND	FIN CLEAR		TDOA		
2023 084 TAX ANTICIPATION NOTES	FIN CLEAR		TDOA		
2023 085 DEBT SERVICE FUND	DEBT CL	64,874.79	TDOA	62,503.78	127,378.57
2023 087 VZC INDIGENT HEALTH PROGRAM	FIN CLEAR	3,299.29	TDOA	154,192.06	157,491.35
2023 088 SOIL CONSERVATION DIST FUND	FIN CLEAR	6,334.03	TDOA	33,693.81	40,027.84
2023 090 APPELLATE JUSTICE SYSTEM FUND	FIN CLEAR	890.35	TDOA		890.35
2023 095 PAYROLL CLEARING ACCOUNT	PAYCLEAR	194,039.82	MBIA		194,039.82
2023 096 GEN FIXED ASSETS ACCOUNT	GRP		MBIA		
2023 097 LONG TERM DEBT GROUP			MBIA		
2023 131 VAN ZANDT COUNTY JAIL	FIN CLEAR	4,119.38	TDOA	1,000,512.68	1,004,632.06
2023 132 VAN ZANDT COUNTY SHERIFF DEPT	FIN CLEAR	2,395.17	TDOA	923,500.00	925,895.17
2023 136 STATEWIDE EMERGENCY RADIO	INFIN CLEAR	43,653.37-			43,653.37-
2023 145 SOLID WASTE GRANT	FIN CLEAR				
2023 147 2020 HAVA CARES ACT	FIN CLEAR	1,846.74	TDOA	15,177.97	17,024.71
2023 400 FRUITVALE 2021 TXCDBG	722048WATER				
2023 401 BENWHEELERWSC	71348911131115				
2023 402 LITTLEHOPEMOOREWSC	7130260813				
2023 540 PRETRIAL SUPERVISION	FIN CLEAR	1,682.32	TDOA	111,213.20	112,895.52
2023 541 COMMUNITY SUP & CORRECTIONS	FIN CLEAR	6,998.39	TDOA	195,679.14	202,677.53
2023 542 ADULT PROBATION CIVIL	FIN CLEAR	3,232.42	TDOA	56,688.24	

FUND NAME	CHECKING ACCOUNT	CHECKING AMOUNT	TDOA ACCOUNT	TDOA AMOUNT	FUND TOTAL
2023 543 HIGH RISK SUBSTANCE ABUSE -CFIN CLEAR		623.57-	TDOA MBIA	315,017.31	374,937.97
2023 544 HIGH RISK SEX OFFENDER -CCP FIN CLEAR		7,964.34	TDOA MBIA		7,964.34
2023 545 GRANT C COMMIT REDUCTION PROFIN CLEAR					
2023 546 JUVENILE PROBATION FUND	FIN CLEAR	37,214.67	TDOA MBIA	375,000.00	532,214.67
2023 547 VZCJPD STATE AID GRANT A	FIN CLEAR	19,835.72	TDOA MBIA	120,000.00	19,835.72
2023 549 VZCJPD - GRANT N	FIN CLEAR	4,479.81	TDOA MBIA		4,479.81
2023 550 D A SUPPLEMENTAL FUND	FIN CLEAR	1,971.97	TDOA MBIA		1,971.97
2023 551 PROJECT ELEVAT - JUV CJD GRAFIN CLEAR		22,967.48	TDOA		22,967.48
2023 552 ETCOG RESIDENTIAL	FIN CLEAR	811.00-			811.00-
2023 555 JUVENILE PROBATION INTEREST FIN CLEAR		119.13	TDOA MBIA	27,490.20	29,038.78
2023 556 REGIONAL SERVICE ENHANCEMENTFIN CLEAR		7,422.27-		1,429.45	7,422.27-
2023 558 GRANT S	FIN CLEAR	8,437.59			8,437.59
2023 559 MENTAL IMPAIRMENT CASeload	FIN CLEAR	1,803.45	TDOA MBIA		1,803.45
2023 565 INDIGENT DEFENSE GRANT	FIN CLEAR	10,750.95	TDOA	16,642.64	27,393.59
2023 567 FIRE MARSHAL	FIN CLEAR	27,076.65	TDOA MBIA	333,974.75	472,361.12
2023 568 TECHNOLOGY RESOURCES	FIN CLEAR		TDOA	111,309.72	
2023 569 HAVA ELECTION GRANT	FIN CLEAR	304.60	TDOA	20,397.92	20,702.52
2023 570 GOLDEN WATER SUPPLY CORP					
2023 580 D.A. CHECK COLLECTION FUND	FIN CLEAR	4,915.83	TDOA MBIA	2,248.79	7,164.62
2023 591 CONSTABLE #1 TIBOSE FUND	FIN CLEAR	2,780.68	TDOA MBIA		2,781.01
2023 592 CONSTABLE #2 TIBOSE FUND	FIN CLEAR	1,777.78	MBIA	.33	1,777.78
2023 593 CONSTABLE #3 TIBOSE FUND	FIN CLEAR	3,439.07	MBIA		3,439.07

FUND NAME	CHECKING ACCOUNT	CHECKING AMOUNT	TDOA ACCOUNT	TDOA AMOUNT	FUND TOTAL
2023 594 CONSTABLE #4 TLEOSE FUND	FIN CLEAR	592.36	TDOA MBIA	4,951.58	5,543.94
2023 595 SHERIFF TLEOSE FUND	FIN CLEAR	882.84	TDOA MBIA	14,141.11	15,023.95
2023 596 DA TLEOSE FUND	FIN CLEAR	3,159.94	MBIA	3,159.94	3,159.94
2023 600 JUSTICE COURT TECHNOLOGY FUNDFIN CLEAR		1,494.04	TDOA MBIA	52,692.18	54,186.22
2023 800 CONTRIBUTION RELIEF FUND	FIN CLEAR		TDOA	16,082.93	16,082.93
2023 802 VETERAN'S MEMORIAL WALL FUNDFIN CLEAR			TDOA		
2023 803 HISTORICAL COMMISSION	FIN CLEAR	1,318.53	TDOA	10,372.71	11,691.24
2023 804 VAN TORNADO-ASSISTANCE	FIN CLEAR				
2023 805 FEMA - DEC 2015 STORM	FIN CLEAR		TDOA		
2023 806 FEMA APRIL 2016 STORM	FIN CLEAR		TDOA		
2023 807 HAZARD MITIGATION GRANT	FIN CLEAR		TDOA		
2023 808 COURTHOUSE PLANNING GRANT	FIN CLEAR				
2023 809 PRETRIAL INTERVENTION PROGRAMFIN CLEAR		3,969.55	TDOA	37,714.38	41,683.93
2023 810 SHERIFF JUSTICE FORFEITURE FIN CLEAR		870.00	TDOA	25,695.51	26,565.51
2023 811 SHERIFF TREASURY FORFEITURE FIN CLEAR			TDOA		
2023 812 CONSTABLE PCT #1 FORFEITURE FIN CLEAR		500.00	TDOA		500.00
2023 813 VOICES - JUV CJD GRANT	FIN CLEAR				
2023 814 LOCAL TRUANCY PREVENTION & DEFIN CLEAR		5,431.49	TDOA	16,000.00	21,431.49
2023 815 COVID -19	FIN CLEAR		TDOA MBIA TX CLASS		
2023 816 COUNTY INFRASTURE FUND GRANTFIN CLEAR			TDOA MBIA		
2023 817 AMERICAN RESCUE PLAN	FIN CLEAR	29,372.86	TDOA MBIA TX CLASS	10,010,995.49	10,040,368.35
TOTAL		987,333.02		27,364,207.82	28,351,540.84

CHECK ACCOUNT

ACCOUNT BALANCE - FIN CLEAR	581,658.93
ACCOUNT BALANCE - CTY JURY	3,423.00
ACCOUNT BALANCE - ESCROW #1	2,484.17
ACCOUNT BALANCE - ESCROW #2	9,736.74
ACCOUNT BALANCE - ESCROW #5	2,970.89
ACCOUNT BALANCE - ESCROW #7	2,001.16
ACCOUNT BALANCE - ESCROW #9	1,052.54
ACCOUNT BALANCE - ESCROW #11	5,592.88
ACCOUNT BALANCE - ESCROW #14	27,364.64
ACCOUNT BALANCE - ESCROW #15	85,026.08
ACCOUNT BALANCE - ESCROW #17	6,486.10
ACCOUNT BALANCE - ESCROW #34	64,874.79
ACCOUNT BALANCE - DEBT CL	
ACCOUNT BALANCE - PAYCLEAR	194,039.82

TOTAL 987,333.02

TDOA ACCOUNT

ACCOUNT BALANCE - TDOA	6,390,067.08
ACCOUNT BALANCE - MBIA	10,963,145.25
ACCOUNT BALANCE - TX CLASS	10,010,995.49

TOTAL 27,364,207.82



FUND NAME	***** MONTH TO DATE ***** REVENUES	***** YEAR TO DATE ***** REVENUES	***** MONTH TO DATE ***** EXPENSES	***** YEAR TO DATE ***** EXPENSES
2023 GENERAL FUND	467,433.34	467,433.34	951,273.07	951,273.07
2023 RESERVE FUNDS	.00	.00	.00	.00
2023 SHERIFF CHAPTER 59 FORFEITURE	11,893.69	11,893.69	.00	.00
2023 DA FORFEITURE FUND	.00	.00	.00	.00
2023 BUILDING SECURITY FUND	3,560.28	3,560.28	4,056.15	4,056.15
2023 JUSTICE COURT BLDG SECURITY	23.61	23.61	124.00	124.00
2023 DA FORFEITURE FUND	.00	.00	.00	.00
2023 ROAD & BRIDGE - PCT. 1	77,127.20	77,127.20	123,151.41	123,151.41
2023 ROAD & BRIDGE - PCT. 2	96,142.35	96,142.35	153,006.34	153,006.34
2023 ROAD & BRIDGE - PCT. 3	105,752.90	105,752.90	80,786.29	80,786.29
2023 ROAD & BRIDGE - PCT. 4	73,602.83	73,602.83	44,924.82	44,924.82
2023 ROAD & BRIDGE - GEN	5,320.70	5,320.70	3,492.15	3,492.15
2023 VICTIM COORDINATOR GRANT	14,280.97-	14,280.97-	5,629.52	5,629.52
2023 DA FORFEITURE FUND II	215.25	215.25	10,159.14	10,159.14
2023 CONSTABLE PCT #4 SEIZURE	9.73	9.73	.00	.00
2023 COUNTY LAW LIBRARY FUND	182.55	182.55	2,229.82	2,229.82
2023 COUNTY FREE LIBRARY	11,708.30	11,708.30	7,783.55	7,783.55
2023 DIGITIZE RECORDS	.38	.38	.00	.00
2023 SUPPLEMENTAL GUARDIANSHIP	99.00	99.00	.00	.00
2023 COUNTY CHILD ABUSE PREVENTION	20.78	20.78	.00	.00
2023 COURT RELATED PROGRAMS	35.08	35.08	.00	.00
2023 COUNTY & DISTRICT TECH FUND	16.27	16.27	.00	.00
2023 CAPITALCREDITSECONOMICDEVELOP	922.68	922.68	.00	.00
2023 DISTRICT CLERK TECHNOLOGY FUND	.00	.00	.00	.00
2023 CHAPTER 19	.00	.00	.00	.00
2023 COUNTY RECORDS FUND	.00	.00	.00	.00

FUND NAME	***** MONTH TO DATE ***** REVENUES	***** YEAR TO DATE ***** REVENUES	***** MONTH TO DATE ***** EXPENSES	***** YEAR TO DATE ***** EXPENSES
2023 COUNTY CLERK RECORDS FUND	2,550.24	2,550.24	.00	.00
2023 DISTRICT CLERK RECORDS FUND	498.78	498.78	.00	.00
2023 COUNTY CLERK ARCHIVE	.00	.00	.00	.00
2023 PERMANENT IMPROVEMENT FUND	.00	.00	.00	.00
2023 RIGHT-OF-WAY FUND	.00	.00	.00	.00
2023 TAX ANTICIPATION NOTES	.00	.00	.00	.00
2023 DEBT SERVICE FUND	4,224.14	4,224.14	.00	.00
2023 VZC INDIGENT HEALTH PROGRAM	9,166.50	9,166.50	.00	.00
2023 SOIL CONSERVATION DIST FUND	83.72	83.72	.00	.00
2023 APPELLATE JUSTICE SYSTEM FUND	.00	.00	.00	.00
2023 PAYROLL CLEARING ACCOUNT.	.00	.00	.00	.00
2023 GEN FIXED ASSETS ACCOUNT GRP	.00	.00	.00	.00
2023 LONG TERM DEBT GROUP	.00	.00	.00	.00
2023 VAN ZANDT COUNTY JAIL	229,935.27	229,935.27	101,795.73	101,795.73
2023 VAN ZANDT COUNTY SHERIFF DEPT	328,242.94	328,242.94	135,140.68	135,140.68
2023 STATEWIDE EMERGENCY RADIO INFRA	.00	.00	8,055.00	8,055.00
2023 SOLID WASTE GRANT	.00	.00	.00	.00
2023 2020 HAVA CARES ACT	37.71	37.71	.00	.00
2023 FRUITVALE 2021 TXCDBG 7220480	.00	.00	.00	.00
2023 BENWHEELERMSC 71348911131115	.00	.00	.00	.00
2023 LITTLEHOPEMOOREMSC713026081315	.00	.00	.00	.00
2023 PRETRIAL SUPERVISION	3,116.54	3,757.19	4,086.22	6,054.05
2023 COMMUNITY SUP & CORRECTIONS	30,867.57	43,078.37	93,101.53	76,991.58
2023 ADULT PROBATION CIVIL	4,098.51	1,250.88	5,550.65	2,135.27
2023 HIGH RISK SUBSTANCE ABUSE -CCP	.00	3,856.69	6,201.00	7,485.94
2023 HIGH RISK SEX OFFENDER -CCP	.00	4,397.36	16,049.00	8,987.62

FUND NAME	***** MONTH TO DATE ***** REVENUES	***** YEAR TO DATE ***** REVENUES	EXPENSES	EXPENSES
2023 GRANT C COMMIT REDUCTION PROG	.00	.00	.00	.00
2023 JUVENILE PROBATION FUND	57,777.46	36,289.04	44,805.51	82,560.44
2023 VZCJPD STATE AID GRANT A	78,772.00	78,772.00	32,543.08	61,353.00
2023 VZCJPD - GRANT N	.00	.00	.00	.00
2023 D A SUPPLEMENTAL FUND	.00	.00	1,728.08	1,728.08
2023 PROJECT ELEVAT - JUV CJD GRANT	29,665.00	29,665.00	5,607.26	6,855.78
2023 ETCOG RESIDENTIAL	.00	.00	.00	.00
2023 JUVENILE PROBATION INTEREST	1,346.66	2,439.12	.00	.00
2023 REGIONAL SERVICE ENHANCEMENT	260.79-	260.79-	5,371.47	7,595.63
2023 GRANT S	2,543.73	2,543.73	11,216.99	14,835.48
2023 MENTAL IMPAIRMENT CASELOAD	.00	8,618.00	3,744.14	7,395.61
2023 INDIGENT DEFENSE GRANT	.00	.00	3,517.52	3,517.52
2023 FIRE MARSHAL	1,135.73	1,135.73	9,142.05	9,142.05
2023 TECHNOLOGY RESOURCES	.00	.00	.00	.00
2023 HAVA ELECTION GRANT	50.67	50.67	.00	.00
2023 GOLDEN WATER SUPPLY CORP	.00	.00	.00	.00
2023 D.A. CHECK COLLECTION FUND	15.92	15.92	182.78	182.78
2023 CONSTABLE #1 TLEOSE FUND	.00	.00	.00	.00
2023 CONSTABLE #2 TLEOSE FUND	.00	.00	.00	.00
2023 CONSTABLE #3 TLEOSE FUND	.00	.00	.00	.00
2023 CONSTABLE #4 TLEOSE FUND	12.29	12.29	.00	.00
2023 SHERIFF TLEOSE FUND	35.12	35.12	.00	.00
2023 DA TLEOSE FUND	.00	.00	.00	.00
2023 JUSTICE COURT TECHNOLOGY FUND	.00	.00	293.21	293.21
2023 CONTRIBUTION RELIEF FUND	.00	.00	.00	.00
2023 VETERAN'S MEMORIAL WALL FUND	.00	.00	.00	.00

FUND NAME	***** MONTH TO DATE ***** REVENUES	***** YEAR TO DATE ***** REVENUES	***** MONTH TO DATE ***** EXPENSES	***** YEAR TO DATE ***** EXPENSES
2023 HISTORICAL COMMISSION	895.77	895.77	241.16	241.16
2023 VAN TORNADO-ASSISTANCE	.00	.00	.00	.00
2023 FEMA - DEC 2015 STORM	.00	.00	.00	.00
2023 FEMA APRIL 2016 STORM	.00	.00	.00	.00
2023 HAZARD MITIGATION GRANT	.00	.00	.00	.00
2023 COURTHOUSE PLANNING GRANT	.00	.00	.00	.00
2023 PRETRIAL INTERVENTION PROGRAM	2,493.71	2,493.71	1,106.48	1,106.48
2023 SHERIFF JUSTICE FORFEITURE FUN	63.84	63.84	.00	.00
2023 SHERIFF TREASURY FORFEITURE FU	.00	.00	.00	.00
2023 CONSTABLE PCT #1 FORFEITURE FU	.00	.00	.00	.00
2023 VOICES - JUV CJD GRANT	.00	.00	.00	.00
2023 LOCAL TRUANCY PREVENTION & DIV	.00	.00	.00	.00
2023 COVTD -19	.00	.00	.00	.00
2023 COUNTY INFRASTRUCTURE FUND GRANT	.00	.00	.00	.00
2023 AMERICAN RESCUE PLAN	27,412.22	27,412.22	.00	.00
TOTAL	1,654,567.20	1,729,695.02	1,813,041.59	1,935,663.05

ACCOUNT NAME	BEGINNING CASH BALANCE	CASH RECEIPTS	CASH DISBURSEMENTS	ENDING CASH BALANCE
2023 010 GENERAL FUND				
CASH	186,132.25	2,226,693.70	2,150,506.88	262,319.07
COINS	1.00	.00	.00	.00
RETURNED CHECK FEES	.00	.00	.00	.00
AMERICAN NATIONAL CASH	3,423.00	138.00	138.00	3,423.00
VZC JURY CASH CLEARING	.00	.00	.00	.00
PETTY CASH COLLECTION-PCT. 1	100.00	.00	.00	100.00
PETTY CASH-CITY CLERK	500.00	.00	.00	500.00
PETTY CASH-DIST CLERK	400.00	.00	.00	400.00
COUNTY COURT JURY CASH	.00	.00	.00	.00
DISTRICT COURT JURY CASH	.00	.00	.00	.00
PETTY CASH-JP #1	200.00	.00	.00	200.00
PETTY CASH-JP #2	200.00	.00	.00	200.00
PETTY CASH-JP #4	200.00	.00	.00	200.00
PETTY CASH-SHERIFF	3,300.00	.00	.00	3,300.00
PETTY CASH-TAX COLLECTOR	.00	.00	.00	.00
PETTY CASH-TAX COLL (BOAT)	2.70	.00	.00	2.70
PETTY CASH-TAX (BOAT CR ACCT)	843,321.90	706,961.47	880,000.00	670,283.37
TIME DEPOSIT ON ACCOUNT	8,257,038.50	22,030.92	507,000.00	7,772,059.42
MBIA MUNICIPAL INVESTORS SERV	9,294,819.35	2,955,814.09	3,537,644.88	8,712,988.56
FUND TOTALS				
2023 012 RESERVE FUNDS				
CASH	.00	.00	.00	.00
TIME DEPOSIT ON ACCOUNT	.00	.00	.00	.00
MBIA MUNICIPAL INVESTORS SERV	.00	.00	.00	.00
FUND TOTALS	.00	.00	.00	.00
2023 015 SHERIFF CHAPTER 59 FOREFEITURE				
CASH	12,371.15	11,787.48	.00	24,158.63
AMERICAN NATIONAL CASH	.00	.00	.00	.00
CASH-OTHER	42,636.18	106.21	.00	42,742.39
TIME DEPOSIT ON ACCOUNT	.00	.00	.00	.00
MBIA MUNICIPAL INVESTORS SERV	55,007.33	11,893.69	.00	66,901.02
FUND TOTALS				
2023 016 DA FOREFEITURE FUND				
CASH	.00	.00	.00	.00
D. A. ESCROW/BART ROGERS	2,464.08	.09	.00	2,464.17
D. A. ESCROW	9,736.35	.39	.00	9,736.74
D. A. ESCROW/CALE	.00	.00	.00	.00
D. A. ESCROW/JERNIGAN	.00	.00	.00	.00
D. A. ESCROW-ROLLINS	2,970.78	.11	.00	2,970.89
D. A. ESCROW/#6 JERNIGAN #2	2,001.09	.07	.00	2,001.16
D. A. ESCROW/KOROSEC	2,001.09	.00	.00	2,001.09
D. A. ESCROW	.00	.00	.00	.00
D. A. ESCROW/#9 NORRIS	1,052.50	.04	.00	1,052.54
D. A. ESCROW/	.00	.00	.00	.00
D. A. ESCROW/#11 DAWSON	5,592.65	.23	.00	5,592.88
D. A. ESCROW/ASHFRD,BRCHR,ALEX	.00	.00	.00	.00
D. A. ESCROW/	.00	.00	.00	.00
D. A. ESCROW/	27,363.56	1.08	.00	27,364.64
D. A. ESCROW/	85,019.33	6.75	.00	85,026.08
D. A. ESCROW/	.00	.00	.00	.00
D. A. ESCROW/K.TURNER	6,485.84	.26	.00	6,486.10









ACCOUNT NAME	BEGINNING CASH BALANCE	CASH RECEIPTS	CASH DISBURSEMENTS	ENDING CASH BALANCE
2023 021 ROAD & BRIDGE - PCT. 1	14,175.28	162,289.00	236,302.57	59,838.29
CASH DEPOSIT ON ACCOUNT	26,043.72	64.85	.00	26,108.57
MBIA MUNICIPAL INVESTORS	779,134.46	1,810.51	74,000.00	639,002.22
FUND TOTALS	751,410.71	164,164.36	310,302.57	605,272.30
2023 022 ROAD & BRIDGE - PCT. 2	37,191.27	159,245.87	189,189.77	7,247.37
CASH DEPOSIT ON ACCOUNT	327,787.42	10,816.54	50,000.00	288,603.96
MBIA MUNICIPAL INVESTORS	779,134.46	2,213.83	.00	781,348.29
FUND TOTALS	1,144,113.15	172,276.24	239,189.77	1,077,199.62
2023 023 ROAD & BRIDGE - PCT. 3	14,334.90	452,273.23	430,456.08	36,152.05
CASH DEPOSIT ON ACCOUNT	58,988.83	147.05	.00	59,135.89
MBIA MUNICIPAL INVESTORS	890,682.87	1,581.76	334,000.00	558,264.63
FUND TOTALS	964,006.60	454,002.05	764,456.08	653,352.57
2023 024 ROAD & BRIDGE - PCT. 4	30,286.40	169,360.70	161,409.44	38,237.66
CASH DEPOSIT ON ACCOUNT	25,196.09	62.77	.00	25,258.86
MBIA MUNICIPAL INVESTORS	662,217.44	1,640.10	85,000.00	578,857.54
FUND TOTALS	717,699.93	171,063.57	246,409.44	642,354.06
2023 026 ROAD & BRIDGE - GEN	3,767.57	5,310.64	3,918.50	5,159.71
CASH DEPOSIT ON ACCOUNT	4,046.58	10.06	.00	4,056.64
MBIA MUNICIPAL INVESTORS	7,814.15	5,320.70	3,918.50	9,216.35
FUND TOTALS	15,293.92	.00	5,028.44	20,322.36
2023 035 VICTIM COORDINATOR GRANT	15,293.92	.00	5,028.44	20,322.36
CASH DEPOSIT ON ACCOUNT	.00	.00	.00	.00
MBIA MUNICIPAL INVESTORS	15,293.92	.00	5,028.44	20,322.36
FUND TOTALS	15,293.92	.00	5,028.44	20,322.36
2023 036 DA FOREFEITURE FUND II	53,394.74	25,000.00	77,998.73	396.01
CASH DEPOSIT ON ACCOUNT	82,778.04	10,215.25	15,000.00	77,993.29
MBIA MUNICIPAL INVESTORS	0.00	.00	.00	.00
FUND TOTALS	136,172.78	35,215.25	92,998.73	78,389.30
2023 037 CONSTABLE PCT #4 SEIZURE	819.89	.00	.00	819.89
CASH DEPOSIT ON ACCOUNT	3,912.07	9.73	.00	3,921.80
MBIA MUNICIPAL INVESTORS	.00	.00	.00	.00
FUND TOTALS	4,731.96	9.73	.00	4,741.69
2023 040 COUNTY LAW LIBRARY FUND	8,518.78	3,290.00	2,229.82	9,578.96
CASH				

ACCOUNT NAME	BEGINNING CASH BALANCE	CASH RECEIPTS	CASH DISBURSEMENTS	ENDING CASH BALANCE
2023 042 COUNTY FREE LIBRARY	39,071.61	11,708.30	9,512.09	41,267.82
CASH DEPOSIT ON ACCOUNT	.00	.00	.00	.00
TIME DEPOSIT ON ACCOUNT	.00	.00	.00	.00
MBIA MUNICIPAL INVESTORS SERV	.00	.00	.00	.00
FUND TOTALS	39,071.61	11,708.30	9,512.09	41,267.82
2023 047 DIGITIZE RECORDS	163.27	.00	.00	163.27
CASH DEPOSIT ON ACCOUNT	.00	.38	.00	163.65
TIME DEPOSIT ON ACCOUNT	.00	.00	.00	.00
MBIA	.00	.00	.00	.00
FUND TOTALS	163.27	.38	.00	163.65
2023 048 SUPPLEMENTAL GUARDIANSHIP	5,348.22	560.00	1,100.00	4,808.22
CASH	39,745.41	89.00	.00	39,834.41
TEXPOOL	45,093.63	659.00	1,100.00	44,652.63
FUND TOTALS	84,838.82	748.00	2,200.00	83,386.82
2023 049 COUNTY CHILD ABUSE PREVENTION	3,134.96	33.54	.00	3,168.50
CASH	8,344.59	20.78	.00	8,365.37
TIME DEPOSIT ON ACCOUNT	11,479.55	54.32	.00	11,533.87
FUND TOTALS	19,614.51	74.64	.00	19,689.15
2023 050 COURT RELATED PROGRAMS	2,444.16	665.39	.00	3,109.55
CASH	14,087.15	35.08	.00	14,122.23
TIME DEPOSIT ON ACCOUNT	.00	.00	.00	.00
MBIA MUNICIPAL INVESTORS SERV	.00	.00	.00	.00
FUND TOTALS	16,531.31	700.47	.00	17,231.78
2023 052 COUNTY & DISTRICT TECH FUND	848.42	156.44	.00	1,004.86
CASH	6,535.79	16.27	.00	6,552.06
TIME DEPOSIT ON ACCOUNT	.00	.00	.00	.00
MBIA	.00	.00	.00	.00
FUND TOTALS	7,384.21	172.71	.00	7,556.92
2023 053 CAPITALCREDITSECONOMICDEVELOP	821.18	.00	.00	821.18
CASH	343,772.64	856.51	.00	344,629.15
TIME DEPOSIT ON ACCOUNT	23,286.72	66.17	.00	23,352.89
MBIA	.00	.00	.00	.00
FUND TOTALS	367,059.36	922.68	.00	368,982.04
2023 054 DISTRICT CLERK TECHNOLOGY FUND	.00	.00	.00	.00
CASH	4.45	.00	.00	4.45
TIME DEPOSIT ON ACCOUNT	.00	.00	.00	.00
MBIA MUNICIPAL INVESTORS SERV	.00	.00	.00	.00
FUND TOTALS	4.45	.00	.00	4.45
2023 055 CHAPTER 19	.00	.00	.00	.00
TIME DEPOSIT ON ACCOUNT	.00	.00	.00	.00
MBIA	.00	.00	.00	.00
FUND TOTALS	.00	.00	.00	.00
2023 056 COUNTY RECORDS FUND	.00	.00	.00	.00
CASH	.00	.00	.00	.00

ACCOUNT NAME	BEGINNING CASH BALANCE	CASH RECEIPTS	CASH DISBURSEMENTS	ENDING CASH BALANCE
2023 057 COUNTY CLERK RECORDS FUND	6,056.64	24,474.82	5,633.00	24,898.46
CASH DEPOSIT ON ACCOUNT	1,023,656.56	2,550.24	.00	1,026,206.80
MBIA MUNICIPAL INVESTORS SERV	.00	.00	.00	.00
FUND TOTALS	1,029,713.20	27,025.06	5,633.00	1,051,105.26
2023 058 DISTRICT CLERK RECORDS FUND	3,741.91	2,323.65	.00	6,065.56
CASH DEPOSIT ON ACCOUNT	200,196.29	498.78	.00	200,695.07
FUND TOTALS	203,938.20	2,822.43	.00	206,760.63
2023 059 COUNTY CLERK ARCHIVE	.00	.00	.00	.00
CASH DEPOSIT ON ACCOUNT	66.81	.00	.00	66.81
FUND TOTALS	66.81	.00	.00	66.81
2023 070 PERMANENT IMPROVEMENT FUND	.00	.00	.00	.00
CASH DEPOSIT ON ACCOUNT	.00	.00	.00	.00
MBIA MUNICIPAL INVESTORS SERV	.00	.00	.00	.00
FUND TOTALS	.00	.00	.00	.00
2023 075 RIGHT-OF-WAY FUND	.00	.00	.00	.00
CASH DEPOSIT ON ACCOUNT	.00	.00	.00	.00
MBIA MUNICIPAL INVESTORS SERV	.00	.00	.00	.00
FUND TOTALS	.00	.00	.00	.00
2023 084 TAX ANTICIPATION NOTES	.00	.00	.00	.00
CASH DEPOSIT ON ACCOUNT	.00	.00	.00	.00
MBIA	.00	.00	.00	.00
FUND TOTALS	.00	.00	.00	.00
2023 085 DEBT SERVICE FUND	60,827.74	4,047.05	.00	64,874.79
CASH DEPOSIT ON ACCOUNT	62,326.69	177.09	.00	62,503.78
MBIA MUNICIPAL INVESTORS SERV	123,154.43	4,224.14	.00	127,378.57
FUND TOTALS	2,031.34	9,166.50	7,898.55	3,299.29
2023 087 VZC INDIGENT HEALTH PROGRAM	154,192.06	.00	.00	154,192.06
CASH DEPOSIT ON ACCOUNT	.00	.00	.00	.00
MBIA MUNICIPAL INVESTORS SERV	156,223.40	9,166.50	7,898.55	157,491.35
FUND TOTALS	156,223.40	9,166.50	7,898.55	157,491.35
2023 088 SOIL CONSERVATION DIST FUND	6,334.03	.00	.00	6,334.03
CASH DEPOSIT ON ACCOUNT	33,610.09	83.72	.00	33,693.81
MBIA MUNICIPAL INVESTORS SERV	.00	.00	.00	.00
FUND TOTALS	39,944.12	83.72	.00	40,027.84
2023 090 APPELLATE JUSTICE SYSTEM FUND	940.35	470.00	520.00	890.35
CASH	940.35	470.00	520.00	890.35

ACCOUNT NAME	BEGINNING CASH BALANCE	CASH RECEIPTS	CASH DISBURSEMENTS	ENDING CASH BALANCE
2023 095 PAYROLL CLEARING ACCOUNT.	194,039.82	.00	.00	194,039.82
CASH MUNICIPAL INVESTORS SERV	.00	.00	.00	.00
FUND TOTALS	194,039.82	.00	.00	194,039.82
2023 096 GEN FIXED ASSETS ACCOUNT GRP	.00	.00	.00	.00
MBIA MUNICIPAL INVESTORS SERV	.00	.00	.00	.00
FUND TOTALS	.00	.00	.00	.00
2023 097 LONG TERM DEBT GROUP	.00	.00	.00	.00
MBIA MUNICIPAL INVESTORS SERV	.00	.00	.00	.00
FUND TOTALS	.00	.00	.00	.00
2023 131 VAN ZANDT COUNTY JAIL	1,429.55	586,786.61	584,096.78	4,119.38
CASH	.00	.00	.00	.00
MEDICARE PAYABLE	.00	.00	.00	.00
VOUCHERS PAYABLE	.00	.00	.00	.00
TIME DEPOSIT ON ACCOUNT	940,512.68	410,000.00	350,000.00	1,000,512.68
MBIA MUNICIPAL INVESTORS SERV	.00	.00	.00	.00
FUND TOTALS	941,942.23	996,786.61	934,096.78	1,004,632.06
2023 132 VAN ZANDT COUNTY SHERIFF DEPT	14,741.75	622,397.44	634,744.02	2,395.17
CASH	757,500.00	460,000.00	294,000.00	923,500.00
TIME DEPOSIT ON ACCOUNT	.00	.00	.00	.00
MBIA MUNICIPAL INVESTORS SERV	.00	.00	.00	.00
FUND TOTALS	772,241.75	1,082,397.44	928,744.02	925,895.17
2023 136 STATEWIDE EMERGENCY RADIO INFRA	43,653.37	.00	.00	43,653.37
CASH	43,653.37	.00	.00	43,653.37
FUND TOTALS	43,653.37	.00	.00	43,653.37
2023 145 SOLID WASTE GRANT	.00	.00	.00	.00
CASH	.00	.00	.00	.00
TIME DEPOSIT ON ACCOUNT	.00	.00	.00	.00
FUND TOTALS	.00	.00	.00	.00
2023 147 2020 HAVA CARES ACT	1,846.74	37.71	.00	1,846.74
CASH	15,140.26	37.71	.00	15,177.97
TDOA	.00	.00	.00	.00
MBIA	.00	.00	.00	.00
FUND TOTALS	16,987.00	37.71	.00	17,024.71
2023 400 FRUITVALE 2021 TXCDBG 7220480	.00	.00	.00	.00
CASH	.00	.00	.00	.00
WATER GRANT CASH	.00	.00	.00	.00
FUND TOTALS	.00	.00	.00	.00
2023 401 BENWHEELERWSC 71348911131115	.00	.00	.00	.00
FUND TOTALS	.00	.00	.00	.00
2023 402 LITTLEHOPEMOOREWSC713026081315	.00	.00	.00	.00
CASH	.00	.00	.00	.00
WATER GRANT CASH	.00	.00	.00	.00

ACCOUNT NAME FUND TOTALS	BEGINNING CASH BALANCE	CASH RECEIPTS	CASH DISBURSEMENTS	ENDING CASH BALANCE
2023 540 PRETRIAL SUPERVISION	2,243.87	2,840.00	3,401.55	1,682.32
CASH	110,936.66	276.54	.00	111,213.20
TDOA	113,180.53	3,116.54	3,401.55	112,895.52
FUND TOTALS				
2023 541 COMMUNITY SUP & CORRECTIONS	16,926.23	30,401.00	40,328.84	6,998.39
CASH	100.00	.00	.00	100.00
PETTY CASH	195,192.57	486.57	.00	195,679.14
TIME DEPOSIT ON ACCOUNT	.00	.00	.00	.00
MBIA MUNICIPAL INVESTORS SERV	212,218.80	30,887.57	40,328.84	202,777.53
FUND TOTALS				
2023 542 ADULT PROBATION CIVIL	1,283.42	3,065.00	1,116.00	3,232.42
CASH	56,547.28	140.96	.00	56,688.24
TDOA	314,124.76	892.55	.00	315,017.31
MBIA	371,955.46	4,098.51	1,116.00	374,937.97
FUND TOTALS				
2023 543 HIGH RISK SUBSTANCE ABUSE -CCP	3,109.97	.00	3,733.54	623.57
CASH	.00	.00	.00	.00
TIME DEPOSIT ON ACCOUNT	.00	.00	.00	.00
MBIA MUNICIPAL INVESTORS SERV	3,109.97	.00	3,733.54	623.57
FUND TOTALS				
2023 544 HIGH RISK SEX OFFENDER -CCP	12,656.46	.00	4,692.12	7,964.34
CASH	.00	.00	.00	.00
TIME DEPOSIT ON ACCOUNT	.00	.00	.00	.00
MBIA MUNICIPAL INVESTORS SERV	12,656.46	.00	4,692.12	7,964.34
FUND TOTALS				
2023 545 GRANT C COMMIT REDUCTION PROG	.00	.00	.00	.00
CASH	.00	.00	.00	.00
FUND TOTALS				
2023 546 JUVENILE PROBATION FUND	14,296.95	64,870.62	41,952.90	37,214.67
CASH	375,000.00	.00	.00	375,000.00
TIME DEPOSIT ON ACCOUNT	120,000.00	.00	.00	120,000.00
MBIA MUNICIPAL INVESTORS SERV	509,296.95	64,870.62	41,952.90	532,214.67
FUND TOTALS				
2023 547 VZCJPD STATE AID GRANT A	28,791.38	78,772.00	30,144.90	19,835.72
CASH	.00	.00	.00	.00
TIME DEPOSIT ON ACCOUNT	.00	.00	.00	.00
MBIA MUNICIPAL INVESTORS SERV	28,791.38	78,772.00	30,144.90	19,835.72
FUND TOTALS				
2023 549 VZCJPD - GRANT N	4,479.81	.00	.00	4,479.81
CASH	.00	.00	.00	.00
TIME DEPOSIT ON ACCOUNT	.00	.00	.00	.00
MBIA MUNICIPAL INVESTORS SERV	4,479.81	.00	.00	4,479.81
FUND TOTALS				
2023 550 D A SUPPLEMENTAL FUND	3,475.70	.00	1,503.73	1,971.97
CASH	.00	.00	.00	.00
TIME DEPOSIT ON ACCOUNT	3,475.70	.00	1,503.73	1,971.97
FUND TOTALS				

ACCOUNT NAME	BEGINNING CASH BALANCE	CASH RECEIPTS	CASH DISBURSEMENTS	ENDING CASH BALANCE
2023 551 PROJECT ELEVAAT - JUV CJD GRANT	1,225.32-	29,665.00	5,472.20-	22,967.48
VOICES - CJD JUV GRANT	.00	.00	.00	.00
TIME DEPOSIT ON ACCOUNT	.00	.00	.00	.00
FUND TOTALS	1,225.32-	29,665.00	5,472.20-	22,967.48
2023 552 ETCOG RESIDENTIAL	811.00-	.00	.00	811.00-
CASH	811.00-	.00	.00	811.00-
FUND TOTALS	811.00-	.00	.00	811.00-
2023 555 JUVENILE PROBATION INTEREST	117.36	1.77	.00	119.13
CASH	117.36	1.77	.00	119.13
TIME DEPOSIT ON ACCOUNT	26,489.36	1,000.84	.00	27,490.20
MBIA MUNICIPAL INVESTORS SERV	1,085.40	344.05	.00	1,429.45
FUND TOTALS	27,692.12	1,346.66	.00	29,038.78
2023 556 REGIONAL SERVICE ENHANCEMENT	1,934.23-	.00	5,488.04-	7,422.27-
CASH	1,934.23-	.00	5,488.04-	7,422.27-
FUND TOTALS	1,934.23-	.00	5,488.04-	7,422.27-
2023 558 GRANT S	16,901.03	22,838.00	31,301.44-	8,437.59
CASH	16,901.03	22,838.00	31,301.44-	8,437.59
FUND TOTALS	16,901.03	22,838.00	31,301.44-	8,437.59
2023 559 MENTAL IMPAIRMENT CASELOAD	5,535.90	.00	3,732.45-	1,803.45
CASH	5,535.90	.00	3,732.45-	1,803.45
TIME DEPOSIT ON ACCOUNT	.00	.00	.00	.00
MBIA MUNICIPAL INVESTORS SERV	.00	.00	.00	.00
FUND TOTALS	5,535.90	.00	3,732.45-	1,803.45
2023 565 INDIGENT DEFENSE GRANT	1,965.19-	16,753.00	4,036.86-	10,750.95
CASH	1,965.19-	16,753.00	4,036.86-	10,750.95
TIME DEPOSIT ON ACCOUNT	22,642.64	.00	6,000.00-	16,642.64
FUND TOTALS	20,677.45	16,753.00	10,036.86-	27,393.59
2023 567 FIRE MARSHAL	20,664.74	29,310.00	22,898.09-	27,076.65
CASH	20,664.74	29,310.00	22,898.09-	27,076.65
TDCA	323,154.40	10,820.35	.00	333,974.75
MBIA	110,994.34	315.38	.00	111,309.72
FUND TOTALS	454,813.48	40,445.73	22,898.09-	472,361.12
2023 568 TECHNOLOGY RESOURCES	.00	.00	.00	.00
CASH	.00	.00	.00	.00
TIME DEPOSIT ON ACCOUNT	.00	.00	.00	.00
FUND TOTALS	.00	.00	.00	.00
2023 569 HAVA ELECTION GRANT	304.60	50.67	.00	304.60
CASH	304.60	50.67	.00	304.60
TDCA	20,347.25	.00	.00	20,397.92
MBIA	.00	.00	.00	.00
FUND TOTALS	20,651.85	50.67	.00	20,702.52
2023 570 GOLDEN WATER SUPPLY CORP	.00	.00	.00	.00
GOLDEN WATER TDCA 726216	.00	.00	.00	.00
MBIA MUNICIPAL INVESTORS SERVI	.00	.00	.00	.00

ACCOUNT NAME FUND TOTALS	BEGINNING CASH BALANCE	CASH RECEIPTS	CASH DISBURSEMENTS	ENDING CASH BALANCE
2023 580 D.A. CHECK COLLECTION FUND				
CASH DEPOSIT ON ACCOUNT	129.19	5,000.00	213.36	4,915.83
TIME DEPOSIT ON ACCOUNT	7,232.87	15.92	5,000.00	2,248.79
MBIA MUNICIPAL INVESTORS SERV	.00	.00	.00	.00
FUND TOTALS	7,362.06	5,015.92	5,213.36	7,164.62
2023 591 CONSTABLE #1 TLEOSE FUND				
CASH	2,780.68	.00	.00	2,780.68
CASH - CITIZENS NATIONAL	.49	.00	.00	.49
TDOA	.33	.00	.00	.33
MBIA MUNICIPAL INVESTORS SERV	.00	.00	.00	.00
FUND TOTALS	2,780.52	.00	.00	2,780.52
2023 592 CONSTABLE #2 TLEOSE FUND				
CASH	1,777.78	.00	.00	1,777.78
CASH OTHER	.00	.00	.00	.00
MBIA MUNICIPAL INVESTORS SERV	.00	.00	.00	.00
FUND TOTALS	1,777.78	.00	.00	1,777.78
2023 593 CONSTABLE #3 TLEOSE FUND				
CASH	3,439.07	.00	.00	3,439.07
CASH OTHER - CITY NATIONAL	.00	.00	.00	.00
MBIA MUNICIPAL INVESTORS SERV	.00	.00	.00	.00
FUND TOTALS	3,439.07	.00	.00	3,439.07
2023 594 CONSTABLE #4 TLEOSE FUND				
CASH	592.36	.00	.00	592.36
TIME DEPOSIT ON ACCOUNT	4,939.29	12.29	.00	4,951.58
MBIA MUNICIPAL INVESTORS SERV	.00	.00	.00	.00
FUND TOTALS	5,531.65	12.29	.00	5,543.94
2023 595 SHERIFF TLEOSE FUND				
CASH	882.84	.00	.00	882.84
TDOA	14,105.99	35.12	.00	14,141.11
MBIA MUNICIPAL INVESTORS SERSRV	.00	.00	.00	.00
FUND TOTALS	14,988.83	35.12	.00	15,023.95
2023 596 DA TLEOSE FUND				
CASH	3,159.94	.00	.00	3,159.94
MBIA MUNICIPAL INVESTORS SERV	.00	.00	.00	.00
FUND TOTALS	3,159.94	.00	.00	3,159.94
2023 600 JUSTICE COURT TECHNOLOGY FUND				
CASH	3,656.50	590.75	2,753.21	1,494.04
TIME DEPOSIT ON ACCOUNT	52,692.18	.00	.00	52,692.18
MBIA MUNICIPAL INVESTORS SERV	.00	.00	.00	.00
FUND TOTALS	56,348.68	590.75	2,753.21	54,186.22
2023 800 CONTRIBUTION RELIEF FUND				
CASH	.00	.00	.00	.00
TIME DEPOSIT ON ACCOUNT	16,082.93	.00	.00	16,082.93
FUND TOTALS	16,082.93	.00	.00	16,082.93
2023 802 VETERAN'S MEMORIAL WALL FUND				
CASH	.00	.00	.00	.00

ACCOUNT NAME	TIME DEPOSIT ON ACCOUNT	FUND TOTALS	BEGINNING CASH BALANCE	CASH RECEIPTS	CASH DISBURSEMENTS	ENDING CASH BALANCE
2023 803 HISTORICAL COMMISSION	849.53		870.00		401.00-	1,318.53
HISTORICAL COMMISSION CASH	10,346.94		25.77		.00	10,372.71
TIME DEPOSIT ON ACCOUNT	11,196.47		895.77		401.00-	11,691.24
FUND TOTALS						
2023 804 VAN TORNADO-ASSISTANCE	.00		.00		.00	.00
VAN TORNADO-ASSISTANCE-CASH	.00		.00		.00	.00
VIASSI-TIME DEPOSITION ACCOUNT	.00		.00		.00	.00
FUND TOTALS						
2023 805 FEMA - DEC 2015 STORM	.00		.00		.00	.00
FEMA - DEC 2015 STORM	.00		.00		.00	.00
CASH DEPOSIT ON ACCOUNT	.00		.00		.00	.00
TIME DEPOSIT ON ACCOUNT	.00		.00		.00	.00
FUND TOTALS						
2023 806 FEMA APRIL 2016 STORM	.00		.00		.00	.00
FEMA APRIL 2016 STORM	.00		.00		.00	.00
CASH DEPOSIT ON ACCOUNT	.00		.00		.00	.00
TIME DEPOSIT ON ACCOUNT	.00		.00		.00	.00
FUND TOTALS						
2023 807 HAZARD MITIGATION GRANT	.00		.00		.00	.00
HAZARD MITIGATION GRANT	.00		.00		.00	.00
CASH DEPOSIT ON ACCOUNT	.00		.00		.00	.00
TIME DEPOSIT ON ACCOUNT	.00		.00		.00	.00
MBIA MUNICIPAL INVESTORS SERV	.00		.00		.00	.00
FUND TOTALS						
2023 808 COURTHOUSE PLANNING GRANT	.00		.00		.00	.00
COURTHOUSE PLANNING GRANT	.00		.00		.00	.00
CASH GRANT CASH	.00		.00		.00	.00
WATER GRANT CASH	.00		.00		.00	.00
FUND TOTALS						
2023 809 PRETRIAL INTERVENTION PROGRAM	2,852.80		2,400.00		1,283.25-	3,969.55
PRETRIAL INTERVENTION PROGRAM	37,620.67		93.71		.00	37,714.38
CASH DEPOSIT ON ACCOUNT	40,473.47		2,493.71		1,283.25-	41,683.93
TIME DEPOSIT ON ACCOUNT						
FUND TOTALS						
2023 810 SHERIFF JUSTICE FORFEITURE FUN	870.00		63.84		.00	870.00
SHERIFF JUSTICE FORFEITURE FUN	25,631.67		63.84		.00	25,695.51
CASH DEPOSIT ON ACCOUNT	26,501.67				.00	26,565.51
TIME DEPOSIT ON ACCOUNT					.00	
FUND TOTALS						
2023 811 SHERIFF TREASURY FORFEITURE FU	.00		.00		.00	.00
SHERIFF TREASURY FORFEITURE FU	.00		.00		.00	.00
CASH DEPOSIT ON ACCOUNT	.00		.00		.00	.00
TIME DEPOSIT ON ACCOUNT	.00		.00		.00	.00
FUND TOTALS						
2023 812 CONSTABLE PCT #1 FORFEITURE FU	500.00		.00		.00	500.00
CONSTABLE PCT #1 FORFEITURE FU	500.00		.00		.00	500.00
CASH DEPOSIT ON ACCOUNT	500.00		.00		.00	500.00
TIME DEPOSIT ON ACCOUNT			.00		.00	
FUND TOTALS						
2023 813 VOICES - JUV CJD GRANT	10,412.64-		10,608.56		195.92-	10,815.28
VOICES - JUV CJD GRANT						
VOICES - CJD JUV GRANT						
TIME DEPOSIT ON ACCOUNT	.00		.00		.00	.00
FUND TOTALS						



ACCOUNT NAME	BEGINNING CASH BALANCE	CASH RECEIPTS	CASH DISBURSEMENTS	ENDING CASH BALANCE
2023 814 LOCAL TRUANCY PREVENTION & DIV				
CASH	4,774.39	657.10	.00	5,431.49
TIME DEPOSIT ON ACCOUNT	16,000.00	.00	.00	16,000.00
FUND TOTALS	20,774.39	657.10	.00	21,431.49
2023 815 COVID -19				
CASH	.00	.00	.00	.00
TIME DEPOSIT ON ACCOUNT	.00	.00	.00	.00
MEIA MUNICIPAL INVESTORS SERV	.00	.00	.00	.00
TEXAS CLASS - ARP	.00	.00	.00	.00
FUND TOTALS	.00	.00	.00	.00
2023 816 COUNTY INFRASTURE FUND GRANT				
CASH	.00	.00	.00	.00
TIME DEPOSIT ON ACCOUNT	.00	.00	.00	.00
MEIA MUNICIPAL INVESTERS SERV	.00	.00	.00	.00
FUND TOTALS	.00	.00	.00	.00
2023 817 AMERICAN RESCUE PLAN				
CASH	44,845.36	.00	15,472.50	29,372.86
TIME DEPOSIT ON ACCOUNT	.00	.00	.00	.00
MEIA MUNICIPAL INVESTORS SERV	9,983.58	27,412.22	.00	10,010.99
TEXAS CLASS INVESTMENT FUND	10,028.42	27,412.22	15,472.50	10,040.36
FUND TOTALS	29,223.55	6,458.68	7,325.72	28,356.54

ACCOUNT NUMBER	ACCOUNT NAME	DATE	AMDMT NUMBER	OLD BUDGET AMOUNT	AMENDED BUDGET AMOUNT	AMOUNT OF CHANGE	DESCRIPTION	CLK
2023 010-370-102	INSURANCE PROCEEDS	11/10/2022	2300007	1.00	38,435.52-	38,435.52-	INCREASE REV & EXP	MK
	TOTAL AMENDMENTS				38,435.52-			
2023 010-409-495	MISCELLANEOUS EXPENDITURES - NON DEPARTMENT	11/10/2022	2300006	1,500.00	774.00	726.00-	LINE ITEM TRANSFER	MK
	TOTAL AMENDMENTS			1	774.00	726.00-		
2023 010-410-477	TENTH ADMIN JUD RE CONTRACTS	11/10/2022	2300006	5,800.00	6,526.00	726.00	LINE ITEM TRANSFER	MK
	TOTAL AMENDMENTS			1	6,526.00	726.00		
2023 010-510-357	LANDSCAPE MAINT	10/12/2022	2300002	2,000.00	10,000.00	8,000.00	LINE ITEM TRANSFER	MK
2023 010-510-450	R/M - OTHER REPAIR	10/12/2022	2300002	100,000.00	45,000.00	55,000.00-	LINE ITEM TRANSFER	MK
2023 010-510-451	R/M - PLUMBING	10/12/2022	2300002	.00	10,000.00	10,000.00-	LINE ITEM TRANSFER	MK
2023 010-510-452	R/M - HEATING / AC	10/12/2022	2300002	.00	27,000.00	27,000.00	LINE ITEM TRANSFER	MK
2023 010-510-453	R/M - ELECTRICAL	10/12/2022	2300002	.00	5,000.00	5,000.00	LINE ITEM TRANSFER	MK
2023 010-510-459	DOCUMENT DESTRICTI	10/12/2022	2300002	.00	5,000.00	5,000.00	LINE ITEM TRANSFER	MK
2023 010-510-460	OFFICE RENTALS	11/10/2022	2300007	.00	4,840.86	4,840.86	INCREASE REV & EXP	MK
2023 010-510-550	IMPROVEMENT TO BID	10/03/2022	2300001	.00	531,198.00	531,198.00	COURTHOUSE ROOF EMERGENCY	SH
2023 010-510-550	IMPROVEMENT TO BID	11/10/2022	2300007	531,198.00	564,792.66	33,594.66	INCREASE REV & EXP	MK
	TOTAL AMENDMENTS			9	564,792.66	569,633.52		
2023 022-622-335	ROAD & BRIDGE MAINT	10/12/2022	2300003	1,700,694.00	1,650,694.00	50,000.00-	LINE ITEM TRANSFER	MK
2023 022-622-451	REPAIR & MAINT. - R & B PCT.2	10/12/2022	2300003	30,000.00	80,000.00	50,000.00	LINE ITEM TRANSFER	MK
	TOTAL AMENDMENTS			2	80,000.00	.00		
2023 023-370-100	ROAD DAMAGE PAYMEN	11/10/2022	2300008	1.00	21,875.50-	21,875.50-	INCREASE REV & EXP	MK
	TOTAL AMENDMENTS			1	21,875.50-	21,875.50-		
2023 023-623-335	ROAD & BRIDGE MAINT	11/10/2022	2300008	1,178,266.00	1,200,141.50	21,875.50	INCREASE REV & EXP	MK
	TOTAL AMENDMENTS			1	1,200,141.50	21,875.50		
2023 024-624-335	ROAD & BRIDGE MAINT	10/12/2022	2300004	1,339,800.00	1,336,400.00	3,400.00-	LINE ITEM TRANSFER	MK
2023 024-624-571	EQUIPMENT PURCHASE PCT.4	10/12/2022	2300004	.00	3,400.00	3,400.00-	LINE ITEM TRANSFER	MK
	TOTAL AMENDMENTS			2	3,400.00	.00		
2023 036-476-495	MISC. EXPENDITURES	10/26/2022	2300005	40,000.00	21,014.54	18,985.46-	LINE ITEM TRANSFER	SH
2023 036-476-571	VEHICLE PURCHASES/ EXPENDITURES - DA FOREE II	10/26/2022	2300005	.00	18,985.46	18,985.46-	LINE ITEM TRANSFER	SH
	TOTAL AMENDMENTS			2	18,985.46	.00		